

# 用于多传感器可穿戴设备、 光学心率监测和生物检测且具有 FIFO 的 AFE4420 超小型集成式 AFE

## 1 特性

- 支持多达 16 个相位的信号采集
- 在每个相位内均可实现灵活的 LED 和 PD 分配
- 精确、连续的心率监测：
  - 高达 100dB 的动态范围
  - 以低电流在可穿戴设备上持续运行，其典型值为：
    - LED 为 15 $\mu$ A，接收器为 20 $\mu$ A
- 发送器：
  - 支持共阳极 LED 配置
  - 8 位可编程 LED 电流，可调范围为 50mA 至 200mA
  - 并行点亮两个 LED 的模式
  - 可编程 LED 导通时间
  - 同时支持 4 个 LED，适用于优化型 SpO<sub>2</sub>、HRM 或多波长 HRM
  - 可编程控制信号，使用外部 SPDT 开关可运行多达 8 个 LED
- 接收器：
  - 支持 4 路时分多路复用光电二极管输入
  - TIA 输入端的独立直流失调消减 DAC，用于每个 LED 和环境光相位，具有 7 位控制功能且范围高达  $\pm 254\mu$ A
  - 跨阻增益：10k $\Omega$  至 2M $\Omega$
  - ADC 输出端的数字环境消减，可抑制环境噪声
  - 具有可编程带宽的噪声滤波器
- 支持外部时钟和内部振荡器模式
- 自动环境消除模式 (AACM)，可增大接收器的动态范围
- 具有灵活中断生成功能的可编程 GPIO 引脚
- 采样深度为 128 的 FIFO
- I<sup>2</sup>C、SPI 接口：可通过引脚进行选择
- 工作温度范围：-40°C 至 +85°C
- 2.6mm x 2.1mm DSBGA 封装，0.4mm 间距

- 电源：
  - Rx：
    - 1.7V 至 1.9V (LDO 旁路)
    - 1.9V 至 3.6V (LDO 已启用)
  - Tx：3V 至 5.5V
  - IO：1.7V 至 RX\_SUP

## 2 应用

- 用于可穿戴设备和耳戴式设备的光学心率监测 (HRM)
- 心率变异分析 (HRV)
- 脉动式血氧计 (SpO<sub>2</sub>) 测量
- 最大耗氧量 (VO<sub>2</sub> Max)
- 卡路里消耗

## 3 说明

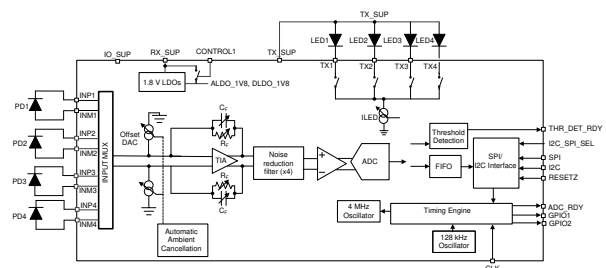
AFE4420 是一款面向光学生物传感应用的模拟前端 (AFE)，例如心率监测 (HRM) 和血氧饱和度 (SpO<sub>2</sub>) 测量。该器件支持多达四个可切换发光二极管 (LED) 和四个光电二极管。可以定义多达 16 个信号相位，并且可以以同步方式从每个相位获取信号，并将其存储在 128 样本的先入先出 (FIFO) 块中。FIFO 可通过 I<sup>2</sup>C 或 SPI 接口读取。这款 AFE 还配有具有 8 位电流控制功能的全集成 LED 驱动器。该器件具有宽动态范围的发送和接收电路，有助于检测超小信号电平。

### 器件信息<sup>(1)</sup>

器件型号	封装	封装尺寸 (标称值)
AFE4420	DSBGA (30)	2.60mm x 2.10mm

(1) 如需了解所有可用封装，请参阅数据表末尾的可订购产品附录。

### 简化原理图



## 目录

1	特性 .....	1	5.1	接收文档更新通知 .....	3
2	应用 .....	1	5.2	社区资源 .....	3
3	说明 .....	1	5.3	商标 .....	3
4	修订历史记录 .....	2	5.4	静电放电警告 .....	3
5	器件和文档支持 .....	3	5.5	Glossary .....	3
			6	机械、封装和可订购信息 .....	4

## 4 修订历史记录

### Changes from Original (June 2018) to Revision A

**Page**

•	更改了机械封装图像 .....	5
---	-----------------	---

## 5 器件和文档支持

### 5.1 接收文档更新通知

要接收文档更新通知，请导航至 [TI.com.cn](http://TI.com.cn) 上的器件产品文件夹。单击右上角的 [通知我](#) 进行注册，即可每周接收产品信息更改摘要。有关更改的详细信息，请查看任何已修订文档中包含的修订历史记录。

### 5.2 社区资源

The following links connect to TI community resources. Linked contents are provided "AS IS" by the respective contributors. They do not constitute TI specifications and do not necessarily reflect TI's views; see TI's [Terms of Use](#).

**TI E2E™ Online Community** *TI's Engineer-to-Engineer (E2E) Community*. Created to foster collaboration among engineers. At [e2e.ti.com](http://e2e.ti.com), you can ask questions, share knowledge, explore ideas and help solve problems with fellow engineers.

**Design Support** *TI's Design Support* Quickly find helpful E2E forums along with design support tools and contact information for technical support.

### 5.3 商标

E2E is a trademark of Texas Instruments.

All other trademarks are the property of their respective owners.

### 5.4 静电放电警告



ESD 可能会损坏该集成电路。德州仪器 (TI) 建议通过适当的预防措施处理所有集成电路。如果不遵守正确的处理措施和安装程序，可能会损坏集成电路。

ESD 的损坏小至导致微小的性能降级，大至整个器件故障。精密的集成电路可能更容易受到损坏，这是因为非常细微的参数更改都可能会导致器件与其发布的规格不相符。


### 5.5 Glossary

**SLYZ022** — *TI Glossary*.

This glossary lists and explains terms, acronyms, and definitions.

## 6 机械、封装和可订购信息

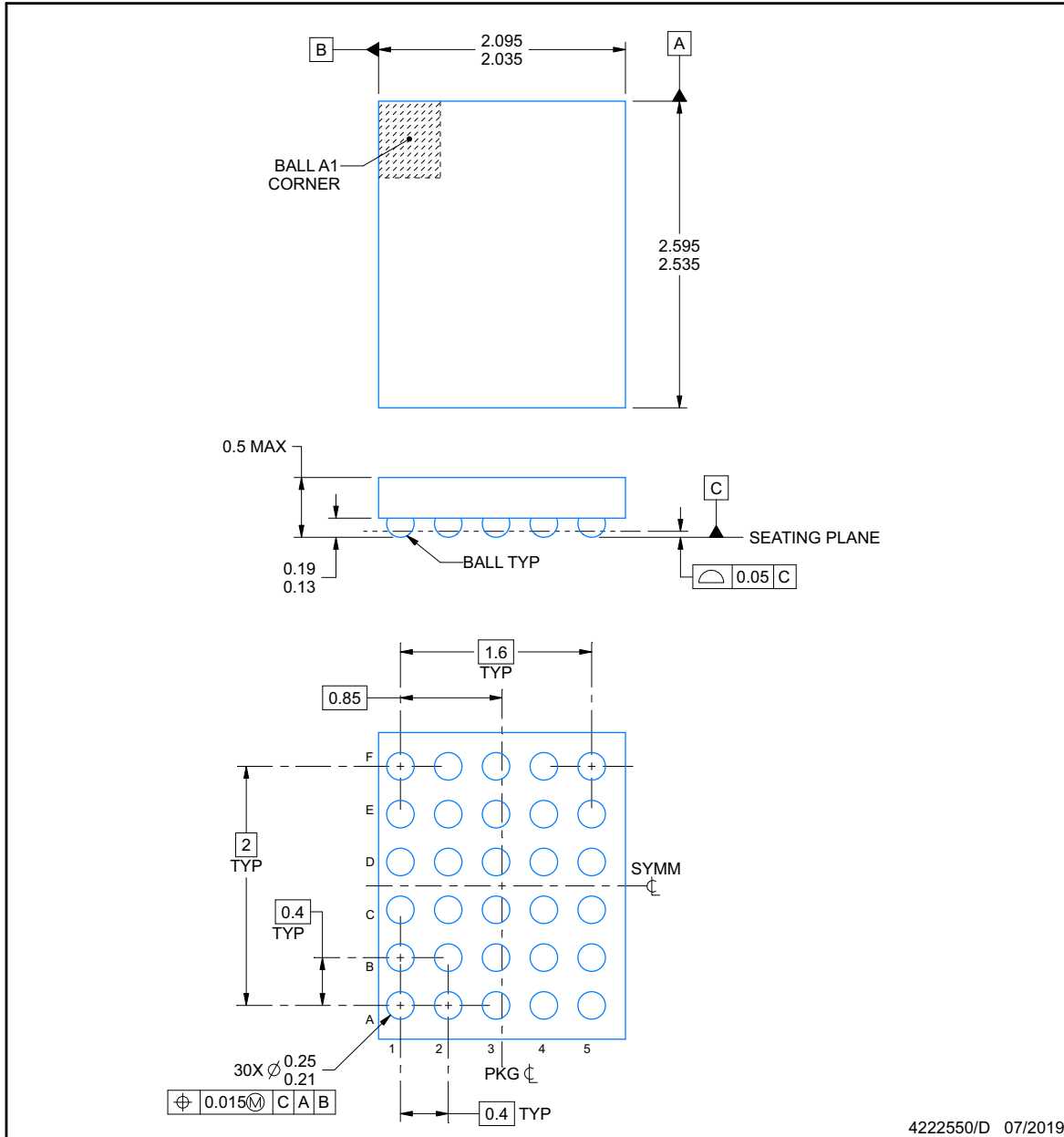
以下页面包含机械、封装和可订购信息。这些信息是指定器件的最新可用数据。数据如有变更，恕不另行通知，且不会对此文档进行修订。如需获取此数据表的浏览器版本，请查阅左侧的导航栏。



YZ0030-C01

PACKAGE OUTLINE  
DSBGA - 0.5 mm max height

DIE SIZE BALL GRID ARRAY



NOTES:

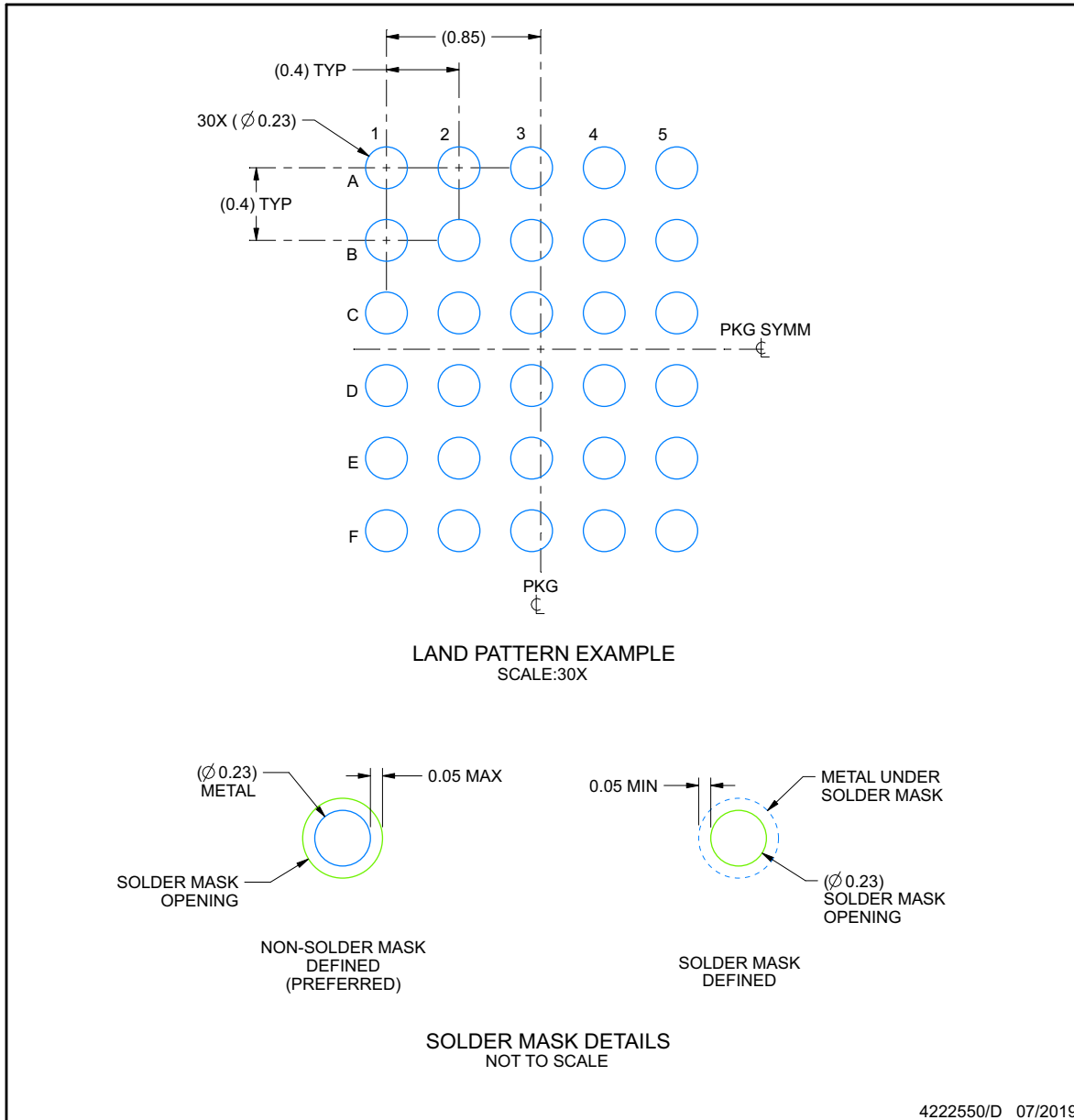
1. All linear dimensions are in millimeters. Any dimensions in parenthesis are for reference only. Dimensioning and tolerancing per ASME Y14.5M.
2. This drawing is subject to change without notice.

EXAMPLE BOARD LAYOUT

YZ0030-C01

DSBGA - 0.5 mm max height

DIE SIZE BALL GRID ARRAY



4222550/D 07/2019

NOTES: (continued)

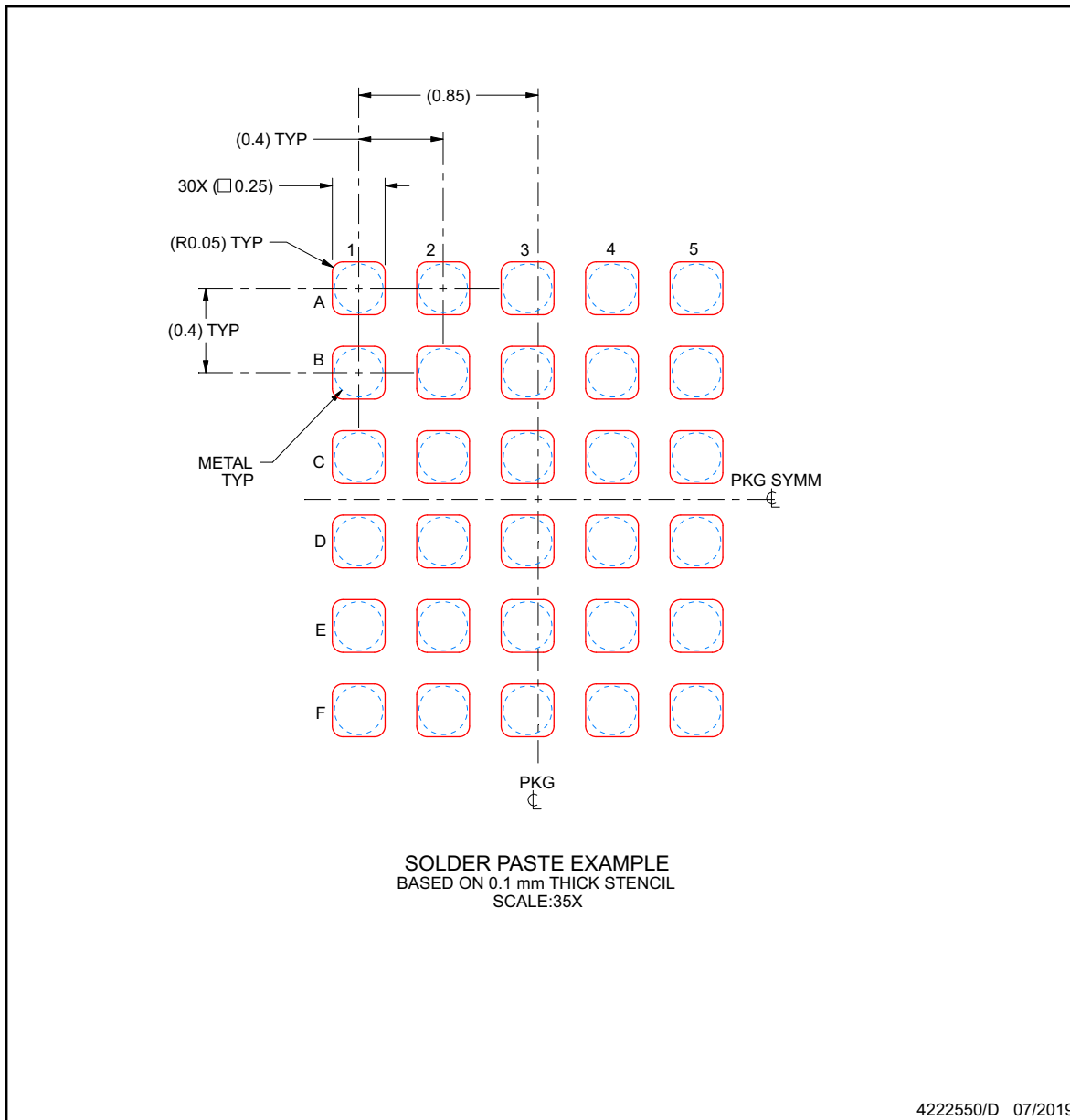
- 3. Final dimensions may vary due to manufacturing tolerance considerations and also routing constraints. See Texas Instruments Literature No. SNVA009 ([www.ti.com/lit/snva009](http://www.ti.com/lit/snva009)).

## EXAMPLE STENCIL DESIGN

**YZ0030-C01**

**DSBGA - 0.5 mm max height**

DIE SIZE BALL GRID ARRAY



NOTES: (continued)

4. Laser cutting apertures with trapezoidal walls and rounded corners may offer better paste release.

**PACKAGING INFORMATION**

Orderable Device	Status (1)	Package Type	Package Drawing	Pins	Package Qty	Eco Plan (2)	Lead finish/ Ball material (6)	MSL Peak Temp (3)	Op Temp (°C)	Device Marking (4/5)	Samples
AFE4420YZR	ACTIVE	DSBGA	YZ	30	3000	RoHS & Green	SAC396	Level-1-260C-UNLIM	-40 to 85	AFE4420	<a href="#">Samples</a>
AFE4420YZT	ACTIVE	DSBGA	YZ	30	250	RoHS & Green	SAC396	Level-1-260C-UNLIM	-40 to 85	AFE4420	<a href="#">Samples</a>

(1) The marketing status values are defined as follows:

**ACTIVE:** Product device recommended for new designs.

**LIFEBUY:** TI has announced that the device will be discontinued, and a lifetime-buy period is in effect.

**NRND:** Not recommended for new designs. Device is in production to support existing customers, but TI does not recommend using this part in a new design.

**PREVIEW:** Device has been announced but is not in production. Samples may or may not be available.

**OBSELETE:** TI has discontinued the production of the device.

(2) **RoHS:** TI defines "RoHS" to mean semiconductor products that are compliant with the current EU RoHS requirements for all 10 RoHS substances, including the requirement that RoHS substance do not exceed 0.1% by weight in homogeneous materials. Where designed to be soldered at high temperatures, "RoHS" products are suitable for use in specified lead-free processes. TI may reference these types of products as "Pb-Free".

**RoHS Exempt:** TI defines "RoHS Exempt" to mean products that contain lead but are compliant with EU RoHS pursuant to a specific EU RoHS exemption.

**Green:** TI defines "Green" to mean the content of Chlorine (Cl) and Bromine (Br) based flame retardants meet JS709B low halogen requirements of <=1000ppm threshold. Antimony trioxide based flame retardants must also meet the <=1000ppm threshold requirement.

(3) MSL, Peak Temp. - The Moisture Sensitivity Level rating according to the JEDEC industry standard classifications, and peak solder temperature.

(4) There may be additional marking, which relates to the logo, the lot trace code information, or the environmental category on the device.

(5) Multiple Device Markings will be inside parentheses. Only one Device Marking contained in parentheses and separated by a "~" will appear on a device. If a line is indented then it is a continuation of the previous line and the two combined represent the entire Device Marking for that device.

(6) Lead finish/Ball material - Orderable Devices may have multiple material finish options. Finish options are separated by a vertical ruled line. Lead finish/Ball material values may wrap to two lines if the finish value exceeds the maximum column width.

**Important Information and Disclaimer:**The information provided on this page represents TI's knowledge and belief as of the date that it is provided. TI bases its knowledge and belief on information provided by third parties, and makes no representation or warranty as to the accuracy of such information. Efforts are underway to better integrate information from third parties. TI has taken and continues to take reasonable steps to provide representative and accurate information but may not have conducted destructive testing or chemical analysis on incoming materials and chemicals. TI and TI suppliers consider certain information to be proprietary, and thus CAS numbers and other limited information may not be available for release.

In no event shall TI's liability arising out of such information exceed the total purchase price of the TI part(s) at issue in this document sold by TI to Customer on an annual basis.





## TAPE AND REEL INFORMATION



### QUADRANT ASSIGNMENTS FOR PIN 1 ORIENTATION IN TAPE



\*All dimensions are nominal

Device	Package Type	Package Drawing	Pins	SPQ	Reel Diameter (mm)	Reel Width W1 (mm)	A0 (mm)	B0 (mm)	K0 (mm)	P1 (mm)	W (mm)	Pin1 Quadrant
AFE4420YZR	DSBGA	YZ	30	3000	180.0	8.4	2.26	2.74	0.81	4.0	8.0	Q1
AFE4420YZT	DSBGA	YZ	30	250	180.0	8.4	2.26	2.74	0.81	4.0	8.0	Q1

**TAPE AND REEL BOX DIMENSIONS**


\*All dimensions are nominal

Device	Package Type	Package Drawing	Pins	SPQ	Length (mm)	Width (mm)	Height (mm)
AFE4420YZR	DSBGA	YZ	30	3000	210.0	185.0	35.0
AFE4420YZT	DSBGA	YZ	30	250	210.0	185.0	35.0

## 重要通知和免责声明

TI“按原样”提供技术和可靠性数据（包括数据表）、设计资源（包括参考设计）、应用或其他设计建议、网络工具、安全信息和其他资源，不保证没有瑕疵且不做任何明示或暗示的担保，包括但不限于对适销性、某特定用途方面的适用性或不侵犯任何第三方知识产权的暗示担保。

这些资源可供使用 TI 产品进行设计的熟练开发人员使用。您将自行承担以下全部责任：(1) 针对您的应用选择合适的 TI 产品，(2) 设计、验证并测试您的应用，(3) 确保您的应用满足相应标准以及任何其他功能安全、信息安全、监管或其他要求。

这些资源如有变更，恕不另行通知。TI 授权您仅可将这些资源用于研发本资源所述的 TI 产品的相关应用。严禁以其他方式对这些资源进行复制或展示。您无权使用任何其他 TI 知识产权或任何第三方知识产权。您应全额赔偿因在这些资源的使用中对 TI 及其代表造成的任何索赔、损害、成本、损失和债务，TI 对此概不负责。

TI 提供的产品受 [TI 的销售条款](#) 或 [ti.com](#) 上其他适用条款/TI 产品随附的其他适用条款的约束。TI 提供这些资源并不会扩展或以其他方式更改 TI 针对 TI 产品发布的适用的担保或担保免责声明。

TI 反对并拒绝您可能提出的任何其他或不同的条款。

邮寄地址：Texas Instruments, Post Office Box 655303, Dallas, Texas 75265  
版权所有 © 2025，德州仪器 (TI) 公司