

OPA4277-SP Total Ionizing Dose (TID) Radiation Report

ABSTRACT

This report discusses the results of the Total Ionizing Dose (TID) testing the Radiation Hardness Assured (RHA), QML Class V Texas Instrument’s OPA4277-SP (5962L1620901V9A). The RHA version of the OPA4277-SP passes up to 50-krad(Si) Low Dose Rate (LDR) TID.

Contents

1	Device Information.....	1
2	Total Dose Test Setup	2
3	Total Ionizing Dose (RHA) Characterization Test Results	4
4	Applicable and Reference Documents.....	5
Appendix A	Full TID Report Graphs and Tables	6

List of Figures

1	Bias Diagram Used in TID Exposure.....	3
2	Radiation Exposure Effect on I_b Input Bias Current.....	4
3	Radiation Exposure Effect on A_{OL} Open-Loop Voltage Gain.....	4

List of Tables

1	Device and Exposure Details	2
2	LDR Biased Device and Exposure Information	4

Trademarks

All trademarks are the property of their respective owners.

1 Device Information

1.1 Product Description

The OPA4277-SP precision operational amplifier replaces the industry standard LM124-SP. It offers improved noise and two orders of magnitude lower input offset voltage. Features include ultra-low offset voltage and drift, low-bias current, high-commonmode rejection, and high-power supply rejection. The OPA4277-SP operates from ± 2 -V to ± 18 -V supplies with excellent performance. Unlike most operational amplifiers which are specified at only one supply voltage, the OPA4277-SP precision operational amplifier is specified for real-world applications; a single limit applies over the ± 5 -V to ± 15 -V supply range. High performance is maintained as the amplifier swings to the specified limits. The OPA4277-SP is easy to use and free from phase inversion and overload problems found in some operational amplifiers. It is stable in unity gain and provides excellent dynamic behavior over a wide range of load conditions. The OPA4277-SP features completely independent circuitry for lowest crosstalk and freedom from interaction, even when overdriven or overloaded.

1.2 Device Details

[Table 1](#) lists the device information used in the initial RHA TID characterization and qualification of HDR tests. Current production lot RLAT data can always be found in the Group E report shipped. The process for pulling the group E report from TI is described in [Section 3.2](#).

Table 1. Device and Exposure Details

TID LDR Details: 50 krad(Si)	
TI Device Number	OPA4277-RHA (5962L1620901V9A)
Package	28-pin JDJ
Technology	BIPOLAR
Die Lot Number	6210309SHE
A/T Lot Number / Date Code	6007244MMT(LTC: 1635A)
Quantity Tested	75 units including 1 control unit. Refer to Table 2
Lot Accept/Reject	Devices passed: 3 krad(Si), 10 krad(Si), 30 krad(Si), 50 krad(Si)
LDR Radiation Facility	RAD/Aeroflex in Colorado Springs, Colorado
LDR Dose Level	10 krad(Si), 20 krad(Si), 30 krad(Si), 40 krad(Si), 50 krad(Si)
LDR Dose Rate	0.01 rad(Si)/s
LDR Radiation Source	Gammacell JLSA 81-24 Co-60
Irradiation Temperature	Ambient, room temperature
Note: This is a BIPOLAR device so only LDR is needed.	

2 Total Dose Test Setup

2.1 Test Overview

The OPA4277-SP was tested according to MIL-STD-883, Test Method 1019.9. For this testing, Condition D. For Condition D the product was irradiated up to 50 krad(Si) the rated radiation level and then put through parametric testing on the Automated Test Equipment (ATE). The device was functional and passed all electrical parametric tests with the readings within guard bands of the Standard Microcircuit Drawing (SMD) electrical specification limits.

The OPA4277-SP BIPOLAR process technology contains Bipolar components. Only LDR tests were performed.

2.2 Test Description and Facilities

The OPA4277-SP LDR exposure was performed on unbiased devices in a Co60 gamma cell under a 10-mrad(Si)/s exposure rate. The dose rate of the irradiator used in the exposure ranges from < 10 mrad(Si)/s to a maximum of approximately 65 rad(Si)/s, determined by the distance from the source. For the LDR (10 mrad(Si)/s) exposure, the test box was positioned approximately 2 m from the source. The exposure boards are housed in a lead-aluminum box (as specified in MIL-STD-883 TM 1019.9) to harden the gamma spectrum and minimize dose enhancement effects. The irradiator calibration is maintained by Logmire Laboratories using Thermoluminescence Dosimeters (TLDs) traceable to the National Institute of Standards and Technology (NIST) and the dosimetry was verified using TLDs prior to the radiation exposures. After exposure, the devices were packed in dry ice (per MIL-STD-883 Test Method 1019.9 section 3.10) and returned to TI Dallas for a full post radiation electrical evaluation using Texas Instruments production ATE. ATE guard band test limits are set within SMD electrical limits to ensure a minimum Cpk and test error margin based on initial qualification and characterization data. Post radiation measurements were taken within 30 minutes of removal of the devices from the dry ice container. The devices were allowed to reach room temperature prior to electrical post radiation measurements.

2.3 Test Setup Details

The devices under LDR exposure were tested in both biased and unbiased conditions as described in the following list.

- A. **Unbiased** - - For the unbiased LDR conditions, the exposure was performed with all pins grounded.
- B. **Biased** - - *Figure 1* is used for LDR exposure with biased condition.

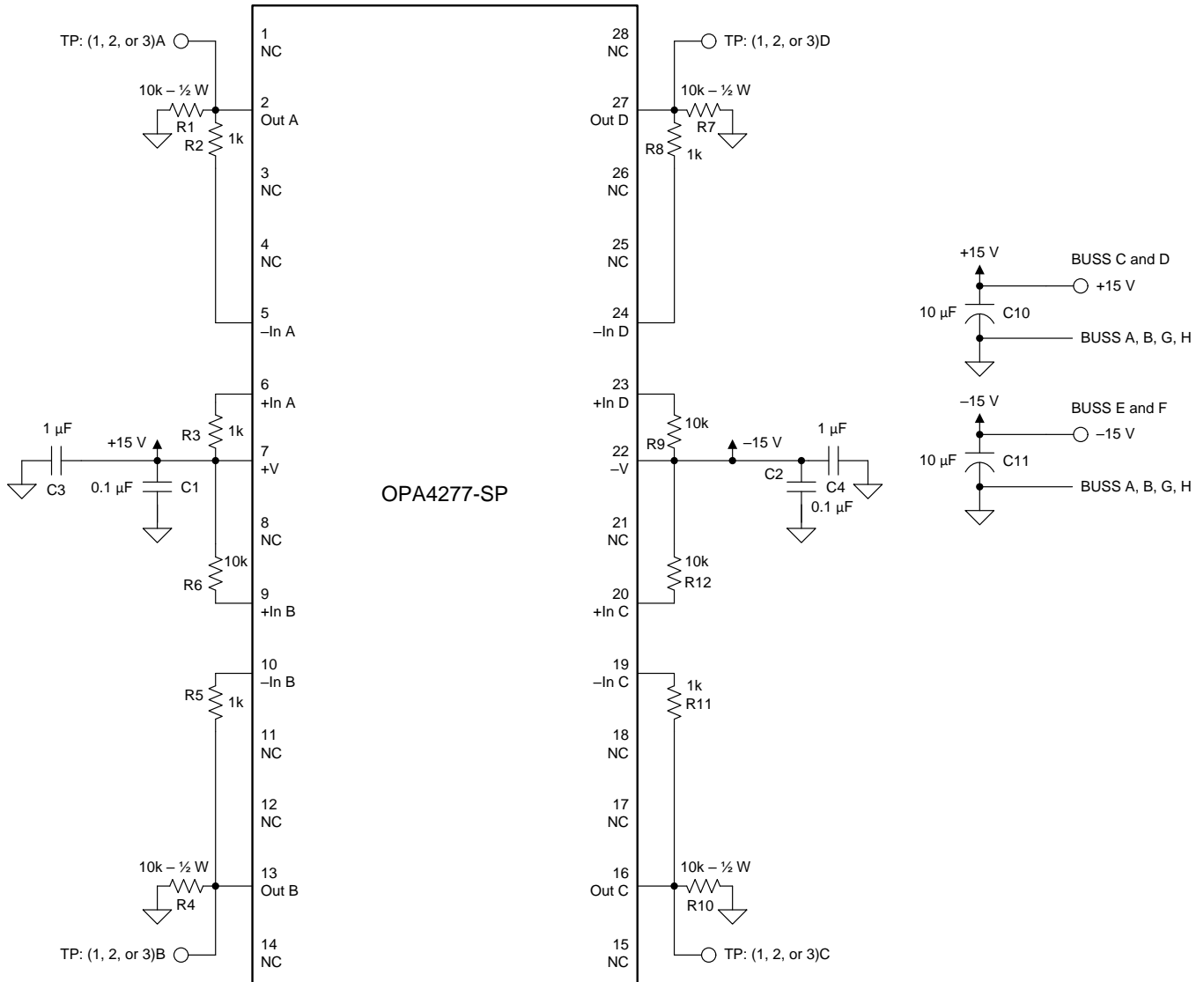


Figure 1. Bias Diagram Used in TID Exposure

2.4 Test Configuration and Condition

A step-stress (3k, 10k, 30k, 50k) test method was used to determine the TID hardness level. That is, after a predetermined TID level was reached, an electrical test was performed on a given sample of parts to verify that the units are within SMD electrical test limits. MIL-STD-883, Test Method 1019.9, Condition D. If this passes, then the wafer lot can be certified as an RHA wafer lot.

Table 2 list the samples that used during the RHA characterization.

Table 2. LDR Biased Device and Exposure Information

LDR = 10 mrad(Si)/s			
Total Samples: 5 Biased/TID level			
Exposure Levels:			
3k	10k	30k	50k
Biased 48, 49, 50, 51, 52	Biased 481, 491, 501, 511, 521	Biased 58, 59, 60, 61, 62	Biased 1, 2, 3, 4, 5, 6, 7, 8, 9, 10, 11, 12, 13, 14, 15, 16, 17, 18, 19, 21, 22
Unbiased 53, 54, 55, 56, 57	Unbiased 531, 541, 551, 561, 571	Unbiased 63, 64, 65, 66, 67	Unbiased 23, 24, 25, 26, 27, 28, 29, 30, 31, 32, 33, 34, 35, 36, 37, 38, 39, 40, 41, 42, 43, 44, 45, 46, 47

Control Unit: C1

3 Total Ionizing Dose (RHA) Characterization Test Results

3.1 Total Ionizing Dose (RHA) Characterization Summary Results

The parametric data for the OPA4277-SP passes up to 50-krad(Si) LDR.

The device is tested to maximum total dose of 50 krad(Si) per MIL-STD-883, TM1090 Condition D.

The OPA4277-SP passed post electrical test over all the conditions below ensuring that the wafer lot is certifiable as 50-krad(Si) RHA. Samples were assembled from one wafer level variability regarding TID drift through post electrical test on ATE after LDR exposure.

- LDR (0.01 rad/s) unbiased: Post 3 krad(Si), 10 krad(Si), 30 krad(Si), 50 krad(Si).
- LDR (0.01 rad/s) biased: Post 3 krad(Si), 10 krad(Si), 30 krad(Si), 50 krad(Si).

Overall radiation performance was very solid. There were no functional or parametric failures at any read point. All data sheet parameters passed at all exposure levels with margin. However, radiation end point limits for the noted parameters are ensured only for the conditions as specified in MIL-STD-883, Test Method 1019, Condition D, which is the only requirement for BIPOLAR technology devices.

1. I_b Input bias current

Input bias current – exhibits an increase of I_{CC} current through increased exposure but is still within the data sheet specifications.

2. A_{OL} Open-loop voltage gain

Open-loop voltage gain – exhibits an increase of open loop gain through increased exposure but is still within the data sheet specifications.

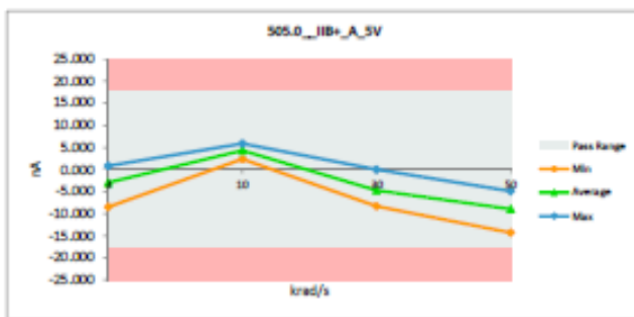


Figure 2. Radiation Exposure Effect on I_B Input Bias Current



Figure 3. Radiation Exposure Effect on A_{OL} Open-Loop Voltage Gain

3.2 Group E Full RHA Radiation Lot Acceptance (RLAT) Report

The Group E RHA RLAT summary is shipped with each TI RHA QMLV product. To see the list of all documents shipped with TI QMLV products, review *Texas Instruments QML Lot Documents* ([SBOA140](#)). This document also has instructions on how to pull the full RHA (Group E) report.

4 Applicable and Reference Documents

4.1 Applicable Documents

OPA4277-SP High-Precision Operational Amplifier ([SBOS771](#))

OPA4277-SP Evaluation Module OPAMPEVM ([SLOU060](#))

4.2 Reference Documents

Texas Instruments total ionizing dose radiation (total dose) test procedure follows the standards put forth in [MIL-STD-883](#) TM 1019. The document can be found at the DLA website.

Full TID Report Graphs and Tables

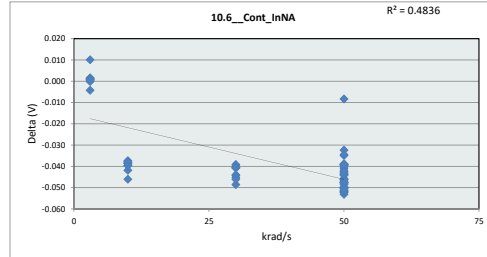
Delta Threshold 10.00%

TID LDR/RLAT Report
5962L1620901V9A

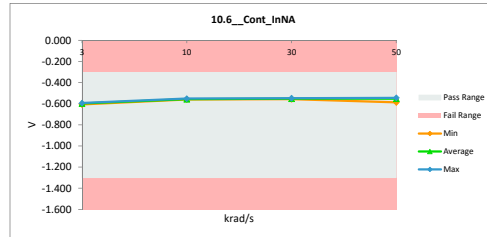
TID LDR/RLAT Report
5962L1620901V9A

10.6_Cont_InNA		
Test Site	Junkins Lab	Junkins Lab
Tester	ETS3	ETS3
Test Number	EF799100	EF799100
Unit	V	V
Max Limit	-0.3	-0.3
Min Limit	-1.3	-1.3

krad/s	Serial #	PreRad	PostRad	Delta
3	48_Bias	-0.596	-0.597	0.001
3	49_Bias	-0.597	-0.607	0.010
3	50_Bias	-0.597	-0.597	0.000
3	51_Bias	-0.597	-0.593	-0.004
3	52_Bias	-0.596	-0.597	0.002
3	53_Unbias	-0.596	-0.597	0.001
3	54_Unbias	-0.596	-0.596	0.001
3	55_Unbias	-0.597	-0.597	0.001
3	56_Unbias	-0.596	-0.597	0.001
3	57_Unbias	-0.597	-0.598	0.001
10	481_Bias	-0.596	-0.557	-0.039
10	491_Bias	-0.597	-0.551	-0.046
10	501_Bias	-0.597	-0.558	-0.039
10	511_Bias	-0.597	-0.559	-0.038
10	521_Bias	-0.596	-0.558	-0.038
10	531_Unbias	-0.596	-0.554	-0.042
10	541_Unbias	-0.596	-0.556	-0.040
10	551_Unbias	-0.597	-0.557	-0.040
10	561_Unbias	-0.596	-0.559	-0.037
10	571_Unbias	-0.597	-0.559	-0.038
30	58_Bias	-0.598	-0.557	-0.041
30	59_Bias	-0.595	-0.556	-0.039
30	60_Bias	-0.596	-0.556	-0.040
30	61_Bias	-0.597	-0.556	-0.041
30	62_Bias	-0.595	-0.554	-0.040
30	63_Unbias	-0.595	-0.551	-0.044
30	64_Unbias	-0.595	-0.551	-0.044
30	65_Unbias	-0.596	-0.551	-0.045
30	66	-0.596	-0.547	-0.049
30	67_Unbias	-0.596	-0.550	-0.046
50	1_Bias	-0.596	-0.550	-0.046
50	2_Bias	-0.598	-0.550	-0.048
50	3_Bias	-0.598	-0.550	-0.048
50	4_Bias	-0.598	-0.555	-0.043
50	5_Bias	-0.597	-0.545	-0.052
50	6_Bias	-0.597	-0.558	-0.039
50	7_Bias	-0.598	-0.550	-0.048
50	10_Bias	-0.598	-0.546	-0.052
50	11_Bias	-0.597	-0.544	-0.053
50	12_Bias	-0.596	-0.548	-0.049
50	13_Bias	-0.598	-0.546	-0.052
50	14_Bias	-0.597	-0.547	-0.050
50	15_Bias	-0.596	-0.546	-0.050
50	16_Bias	-0.599	-0.549	-0.050
50	17_Bias	-0.596	-0.548	-0.048
50	18_Bias	-0.596	-0.546	-0.050
50	20_Bias	-0.597	-0.556	-0.041
50	21_Bias	-0.598	-0.547	-0.051
50	22_Bias	-0.596	-0.546	-0.050
50	23_Unbias	-0.597	-0.545	-0.052
50	24_Unbias	-0.597	-0.547	-0.050
50	25_Unbias	-0.597	-0.551	-0.046
50	26_Unbias	-0.595	-0.548	-0.048
50	27_Unbias	-0.595	-0.587	-0.008
50	28_Unbias	-0.597	-0.551	-0.046
50	29_Unbias	-0.596	-0.545	-0.051
50	30_Unbias	-0.597	-0.553	-0.044
50	31_Unbias	-0.598	-0.552	-0.046
50	32_Unbias	-0.597	-0.557	-0.040
50	33_Unbias	-0.598	-0.551	-0.047
50	34_Unbias	-0.598	-0.555	-0.043
50	35_Unbias	-0.596	-0.552	-0.044
50	36_Unbias	-0.597	-0.558	-0.039
50	37_Unbias	-0.598	-0.558	-0.039
50	38_Unbias	-0.599	-0.555	-0.044
50	39_Unbias	-0.598	-0.554	-0.044
50	40_Unbias	-0.597	-0.557	-0.040
50	41_Unbias	-0.597	-0.558	-0.039
50	42_Unbias	-0.597	-0.558	-0.039
50	43_Unbias	-0.597	-0.562	-0.035
50	44_Unbias	-0.597	-0.555	-0.042
50	45_Unbias	-0.592	-0.560	-0.032
50	46_Unbias	-0.597	-0.558	-0.039
50	47_Unbias	-0.596	-0.562	-0.035
Max		-0.592	-0.544	0.010
Average		-0.597	-0.559	-0.037
Min		-0.599	-0.607	-0.053
Std Dev		0.001	0.016	0.017



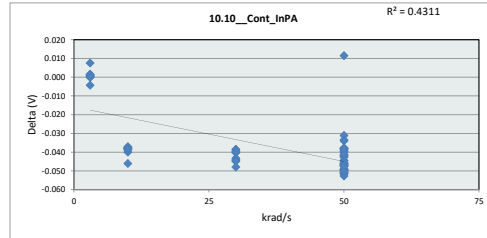
10.6_Cont_InNA					
Test Site	Junkins Lab				
Tester	ETS3				
Test Number	EF799100				
Max Limit	-0.3				
Min Limit	-1.3				
	krad/s	3	10	30	50
LL		-1.300	-1.300	-1.300	-1.300
Min		-0.607	-0.559	-0.557	-0.587
Average		-0.598	-0.557	-0.553	-0.553
Max		-0.593	-0.551	-0.547	-0.544
UL		-0.300	-0.300	-0.300	-0.300



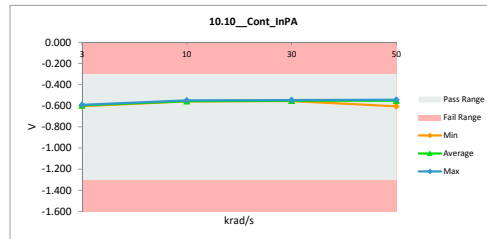
TID LDR/RLAT Report
5962L1620901V9A

10.10_Cont_InPA			
Test Site	Junkins Lab		Junkins Lab
Tester	ETS3		ETS3
Test Number	EF799100		EF799100
Unit	V		V
Max Limit	-0.3		-0.3
Min Limit	-1.3		-1.3

krad/s	Serial #	PreRad	PostRad	Delta
3	48_Bias	-0.595	-0.596	0.002
3	49_Bias	-0.596	-0.604	0.008
3	50_Bias	-0.596	-0.596	0.000
3	51_Bias	-0.596	-0.592	-0.004
3	52_Bias	-0.595	-0.596	0.001
3	53_Unbias	-0.595	-0.596	0.001
3	54_Unbias	-0.595	-0.595	0.000
3	55_Unbias	-0.595	-0.596	0.000
3	56_Unbias	-0.595	-0.596	0.001
3	57_Unbias	-0.596	-0.596	0.000
10	481_Bias	-0.595	-0.557	-0.038
10	491_Bias	-0.596	-0.550	-0.046
10	501_Bias	-0.596	-0.558	-0.038
10	511_Bias	-0.596	-0.559	-0.037
10	521_Bias	-0.595	-0.558	-0.037
10	531_Unbias	-0.595	-0.555	-0.040
10	541_Unbias	-0.595	-0.556	-0.039
10	551_Unbias	-0.595	-0.557	-0.038
10	561_Unbias	-0.596	-0.558	-0.038
10	571_Unbias	-0.596	-0.558	-0.038
30	58_Bias	-0.596	-0.556	-0.040
30	59_Bias	-0.594	-0.556	-0.038
30	60_Bias	-0.595	-0.556	-0.039
30	61_Bias	-0.596	-0.556	-0.040
30	62_Bias	-0.594	-0.554	-0.040
30	63_Unbias	-0.594	-0.551	-0.043
30	64_Unbias	-0.595	-0.551	-0.044
30	65_Unbias	-0.596	-0.551	-0.045
30	66_Unbias	-0.595	-0.547	-0.048
30	67_Unbias	-0.595	-0.550	-0.045
50	1_Bias	-0.596	-0.550	-0.046
50	2_Bias	-0.597	-0.550	-0.047
50	3_Bias	-0.596	-0.549	-0.047
50	4_Bias	-0.597	-0.555	-0.042
50	5_Bias	-0.596	-0.545	-0.051
50	6_Bias	-0.596	-0.558	-0.038
50	7_Bias	-0.597	-0.550	-0.047
50	10_Bias	-0.597	-0.546	-0.051
50	11_Bias	-0.597	-0.544	-0.053
50	12_Bias	-0.595	-0.548	-0.047
50	13_Bias	-0.597	-0.546	-0.051
50	14_Bias	-0.596	-0.546	-0.050
50	15_Bias	-0.595	-0.546	-0.049
50	16_Bias	-0.598	-0.549	-0.049
50	17_Bias	-0.595	-0.548	-0.047
50	18_Bias	-0.595	-0.546	-0.049
50	20_Bias	-0.596	-0.556	-0.040
50	21_Bias	-0.597	-0.546	-0.051
50	22_Bias	-0.595	-0.546	-0.049
50	23_Unbias	-0.597	-0.545	-0.052
50	24_Unbias	-0.596	-0.547	-0.049
50	25_Unbias	-0.596	-0.550	-0.046
50	26_Unbias	-0.594	-0.548	-0.046
50	27_Unbias	-0.595	-0.606	0.012
50	28_Unbias	-0.597	-0.551	-0.046
50	29_Unbias	-0.595	-0.545	-0.050
50	30_Unbias	-0.596	-0.552	-0.044
50	31_Unbias	-0.597	-0.551	-0.046
50	32_Unbias	-0.597	-0.557	-0.040
50	33_Unbias	-0.597	-0.550	-0.047
50	34_Unbias	-0.597	-0.555	-0.042
50	35_Unbias	-0.596	-0.551	-0.045
50	36_Unbias	-0.596	-0.558	-0.038
50	37_Unbias	-0.597	-0.558	-0.039
50	38_Unbias	-0.597	-0.555	-0.042
50	39_Unbias	-0.597	-0.554	-0.043
50	40_Unbias	-0.596	-0.557	-0.039
50	41_Unbias	-0.596	-0.558	-0.038
50	42_Unbias	-0.596	-0.558	-0.038
50	43_Unbias	-0.596	-0.562	-0.034
50	44_Unbias	-0.596	-0.555	-0.041
50	45_Unbias	-0.591	-0.560	-0.031
50	46_Unbias	-0.596	-0.558	-0.038
50	47_Unbias	-0.595	-0.562	-0.033
50	Max	-0.591	-0.544	0.012
50	Average	-0.596	-0.559	-0.037
50	Min	-0.598	-0.606	-0.053
50	Std Dev	0.001	0.017	0.017



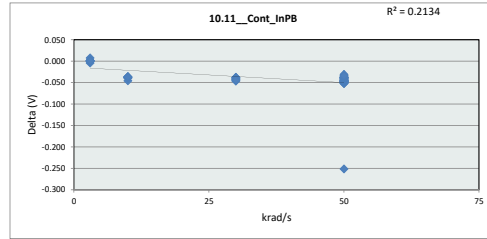
10.10_Cont_InPA				
Test Site	Junkins Lab			
Tester	ETS3			
Test Number	EF799100			
Max Limit	-0.3	V		
Min Limit	-1.3	V		
krad/s	3	10	30	50
LL	-1.300	-1.300	-1.300	-1.300
Min	-0.604	-0.559	-0.556	-0.606
Average	-0.596	-0.557	-0.553	-0.553
Max	-0.592	-0.550	-0.547	-0.544
UL	-0.300	-0.300	-0.300	-0.300



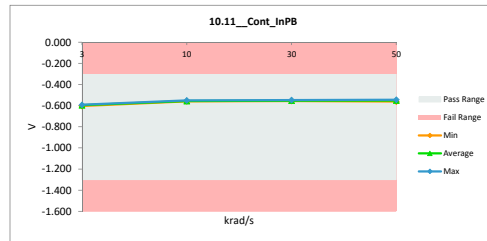
TID LDR/RLAT Report
5962L1620901V9A

10.11_Cont_InPB			
Test Site	Junkins Lab		Junkins Lab
Tester	ETS3		ETS3
Test Number	EF799100		EF799100
Unit	V		V
Max Limit	-0.3		-0.3
Min Limit	-1.3		-1.3

krad/s	Serial #	PreRad	PostRad	Delta
3	48_Bias	-0.594	-0.595	0.001
3	49_Bias	-0.596	-0.603	0.008
3	50_Bias	-0.595	-0.596	0.000
3	51_Bias	-0.596	-0.591	-0.004
3	52_Bias	-0.594	-0.596	0.002
3	53_Unbias	-0.594	-0.595	0.001
3	54_Unbias	-0.595	-0.595	0.000
3	55_Unbias	-0.595	-0.595	0.000
3	56_Unbias	-0.594	-0.595	0.001
3	57_Unbias	-0.596	-0.596	0.000
10	481_Bias	-0.594	-0.557	-0.037
10	491_Bias	-0.596	-0.550	-0.046
10	501_Bias	-0.595	-0.558	-0.037
10	511_Bias	-0.596	-0.559	-0.037
10	521_Bias	-0.594	-0.558	-0.036
10	531_Unbias	-0.594	-0.554	-0.040
10	541_Unbias	-0.595	-0.556	-0.039
10	551_Unbias	-0.595	-0.557	-0.038
10	561_Unbias	-0.595	-0.558	-0.037
10	571_Unbias	-0.596	-0.559	-0.037
30	58_Bias	-0.596	-0.556	-0.040
30	59_Bias	-0.594	-0.556	-0.038
30	60_Bias	-0.595	-0.556	-0.039
30	61_Bias	-0.596	-0.556	-0.040
30	62_Bias	-0.593	-0.554	-0.039
30	63_Unbias	-0.594	-0.551	-0.043
30	64_Unbias	-0.594	-0.551	-0.043
30	65_Unbias	-0.595	-0.551	-0.044
30	66	-0.594	-0.547	-0.047
30	67_Unbias	-0.594	-0.550	-0.044
50	1_Bias	-0.595	-0.550	-0.045
50	2_Bias	-0.596	-0.550	-0.046
50	3_Bias	-0.596	-0.550	-0.046
50	4_Bias	-0.596	-0.554	-0.042
50	5_Bias	-0.596	-0.545	-0.051
50	6_Bias	-0.596	-0.558	-0.038
50	7_Bias	-0.596	-0.550	-0.046
50	10_Bias	-0.597	-0.546	-0.051
50	11_Bias	-0.596	-0.544	-0.052
50	12_Bias	-0.595	-0.548	-0.047
50	13_Bias	-0.596	-0.546	-0.050
50	14_Bias	-0.798	-0.546	-0.252
50	15_Bias	-0.595	-0.546	-0.049
50	16_Bias	-0.597	-0.549	-0.048
50	17_Bias	-0.594	-0.548	-0.046
50	18_Bias	-0.595	-0.546	-0.049
50	20_Bias	-0.595	-0.556	-0.039
50	21_Bias	-0.597	-0.546	-0.051
50	22_Bias	-0.595	-0.546	-0.049
50	23_Unbias	-0.596	-0.545	-0.051
50	24_Unbias	-0.595	-0.547	-0.048
50	25_Unbias	-0.596	-0.550	-0.046
50	26_Unbias	-0.594	-0.548	-0.046
50	27_Unbias	-0.594	-0.557	-0.037
50	28_Unbias	-0.596	-0.551	-0.045
50	29_Unbias	-0.594	-0.545	-0.049
50	30_Unbias	-0.596	-0.552	-0.044
50	31_Unbias	-0.597	-0.551	-0.046
50	32_Unbias	-0.596	-0.556	-0.040
50	33_Unbias	-0.597	-0.550	-0.047
50	34_Unbias	-0.596	-0.555	-0.041
50	35_Unbias	-0.595	-0.551	-0.044
50	36_Unbias	-0.596	-0.558	-0.038
50	37_Unbias	-0.596	-0.558	-0.038
50	38_Unbias	-0.597	-0.555	-0.042
50	39_Unbias	-0.596	-0.554	-0.042
50	40_Unbias	-0.596	-0.556	-0.040
50	41_Unbias	-0.595	-0.558	-0.037
50	42_Unbias	-0.596	-0.558	-0.038
50	43_Unbias	-0.595	-0.561	-0.034
50	44_Unbias	-0.595	-0.555	-0.040
50	45_Unbias	-0.591	-0.560	-0.031
50	46_Unbias	-0.595	-0.558	-0.037
50	47_Unbias	-0.595	-0.561	-0.034
50	Max	-0.591	-0.544	0.008
50	Average	-0.598	-0.558	-0.039
50	Min	-0.798	-0.603	-0.252
50	Std Dev	0.024	0.016	0.030



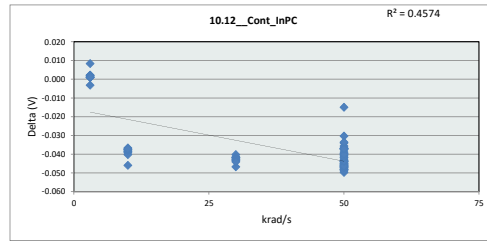
10.11_Cont_InPB				
Test Site	Junkins Lab		Junkins Lab	
Tester	ETS3		ETS3	
Test Number	EF799100		EF799100	
Max Limit	-0.3	V	-0.3	V
Min Limit	-1.3	V	-1.3	V
krad/s	3	10	30	50
LL	-1.300	-1.300	-1.300	-1.300
Min	-0.603	-0.559	-0.556	-0.561
Average	-0.596	-0.557	-0.553	-0.552
Max	-0.592	-0.550	-0.547	-0.544
UL	-0.300	-0.300	-0.300	-0.300



TID LDR/RLAT Report
5962L1620901V9A

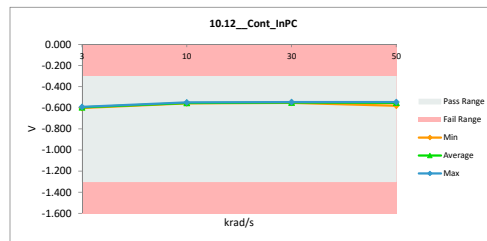
10.12_Cont_InPC			
Test Site	Junkins Lab		Junkins Lab
Tester	ETS3		ETS3
Test Number	EF799100		EF799100
Unit	V		V
Max Limit	-0.3		-0.3
Min Limit	-1.3		-1.3

krad/s	Serial #	PreRad	PostRad	Delta
3	48_Bias	-0.594	-0.596	0.002
3	49_Bias	-0.595	-0.603	0.008
3	50_Bias	-0.595	-0.596	0.001
3	51_Bias	-0.596	-0.592	-0.003
3	52_Bias	-0.594	-0.596	0.002
3	53_Unbias	-0.594	-0.596	0.001
3	54_Unbias	-0.594	-0.595	0.001
3	55_Unbias	-0.595	-0.596	0.001
3	56_Unbias	-0.594	-0.595	0.002
3	57_Unbias	-0.595	-0.596	0.001
10	481_Bias	-0.594	-0.555	-0.039
10	491_Bias	-0.595	-0.549	-0.046
10	501_Bias	-0.595	-0.556	-0.039
10	511_Bias	-0.596	-0.557	-0.039
10	521_Bias	-0.594	-0.557	-0.037
10	531_Unbias	-0.594	-0.554	-0.040
10	541_Unbias	-0.594	-0.556	-0.038
10	551_Unbias	-0.595	-0.557	-0.038
10	561_Unbias	-0.595	-0.558	-0.037
10	571_Unbias	-0.595	-0.558	-0.037
30	58_Bias	-0.595	-0.554	-0.041
30	59_Bias	-0.593	-0.553	-0.040
30	60_Bias	-0.594	-0.552	-0.042
30	61_Bias	-0.595	-0.552	-0.043
30	62_Bias	-0.593	-0.551	-0.042
30	63_Unbias	-0.593	-0.551	-0.042
30	64_Unbias	-0.594	-0.551	-0.043
30	65_Unbias	-0.595	-0.551	-0.044
30	66_Unbias	-0.594	-0.547	-0.047
30	67_Unbias	-0.594	-0.550	-0.044
50	1_Bias	-0.595	-0.552	-0.043
50	2_Bias	-0.596	-0.552	-0.044
50	3_Bias	-0.596	-0.552	-0.044
50	4_Bias	-0.596	-0.556	-0.040
50	5_Bias	-0.595	-0.547	-0.048
50	6_Bias	-0.596	-0.560	-0.036
50	7_Bias	-0.596	-0.581	-0.015
50	10_Bias	-0.596	-0.548	-0.048
50	11_Bias	-0.596	-0.546	-0.050
50	12_Bias	-0.595	-0.550	-0.045
50	13_Bias	-0.596	-0.548	-0.048
50	14_Bias	-0.595	-0.548	-0.047
50	15_Bias	-0.594	-0.548	-0.046
50	16_Bias	-0.597	-0.551	-0.046
50	17_Bias	-0.593	-0.550	-0.043
50	18_Bias	-0.594	-0.548	-0.046
50	20_Bias	-0.595	-0.558	-0.037
50	21_Bias	-0.596	-0.548	-0.048
50	22_Bias	-0.594	-0.548	-0.046
50	23_Unbias	-0.596	-0.547	-0.049
50	24_Unbias	-0.595	-0.548	-0.047
50	25_Unbias	-0.595	-0.550	-0.045
50	26_Unbias	-0.594	-0.548	-0.046
50	27_Unbias	-0.594	-0.557	-0.037
50	28_Unbias	-0.596	-0.551	-0.045
50	29_Unbias	-0.594	-0.547	-0.047
50	30_Unbias	-0.595	-0.552	-0.044
50	31_Unbias	-0.596	-0.551	-0.045
50	32_Unbias	-0.596	-0.556	-0.040
50	33_Unbias	-0.596	-0.550	-0.046
50	34_Unbias	-0.596	-0.555	-0.041
50	35_Unbias	-0.595	-0.551	-0.044
50	36_Unbias	-0.595	-0.558	-0.037
50	37_Unbias	-0.596	-0.558	-0.038
50	38_Unbias	-0.596	-0.555	-0.041
50	39_Unbias	-0.596	-0.554	-0.042
50	40_Unbias	-0.595	-0.556	-0.039
50	41_Unbias	-0.595	-0.558	-0.037
50	42_Unbias	-0.595	-0.558	-0.037
50	43_Unbias	-0.595	-0.561	-0.034
50	44_Unbias	-0.595	-0.555	-0.040
50	45_Unbias	-0.590	-0.560	-0.030
50	46_Unbias	-0.595	-0.558	-0.037
50	47_Unbias	-0.595	-0.561	-0.034
50	Max	-0.590	-0.546	0.008
50	Average	-0.595	-0.559	-0.036
50	Min	-0.597	-0.603	-0.050
50	Std Dev	0.001	0.016	0.016



10.12_Cont_InPC			
Test Site	Junkins Lab		Junkins Lab
Tester	ETS3		ETS3
Test Number	EF799100		EF799100
Max Limit	-0.3		V
Min Limit	-1.3		V

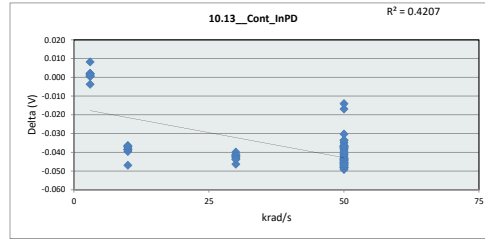
krad/s	3	10	30	50
LL	-1.300	-1.300	-1.300	-1.300
Min	-0.603	-0.558	-0.554	-0.581
Average	-0.596	-0.556	-0.551	-0.553
Max	-0.592	-0.549	-0.547	-0.546
UL	-0.300	-0.300	-0.300	-0.300



TID LDR/RLAT Report
5962L1620901V9A

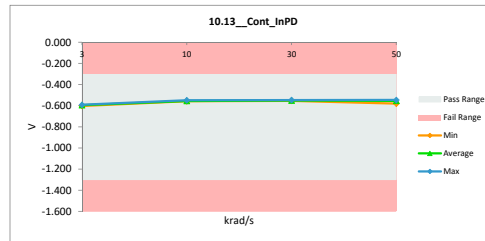
10.13_Cont_InPD			
Test Site	Junkins Lab		Junkins Lab
Tester	ETS3		ETS3
Test Number	EF799100		EF799100
Unit	V		V
Max Limit	-0.3		-0.3
Min Limit	-1.3		-1.3

krad/s	Serial #	PreRad	PostRad	Delta
3	48_Bias	-0.593	-0.595	0.002
3	49_Bias	-0.595	-0.603	0.008
3	50_Bias	-0.595	-0.595	0.001
3	51_Bias	-0.595	-0.592	-0.004
3	52_Bias	-0.594	-0.596	0.002
3	53_Unbias	-0.594	-0.596	0.002
3	54_Unbias	-0.594	-0.594	0.001
3	55_Unbias	-0.594	-0.595	0.001
3	56_Unbias	-0.593	-0.595	0.002
3	57_Unbias	-0.595	-0.595	0.001
10	481_Bias	-0.593	-0.555	-0.038
10	491_Bias	-0.595	-0.548	-0.047
10	501_Bias	-0.595	-0.556	-0.039
10	511_Bias	-0.595	-0.557	-0.038
10	521_Bias	-0.594	-0.557	-0.037
10	531_Unbias	-0.594	-0.554	-0.040
10	541_Unbias	-0.594	-0.555	-0.039
10	551_Unbias	-0.594	-0.557	-0.037
10	561_Unbias	-0.595	-0.558	-0.036
10	571_Unbias	-0.595	-0.558	-0.037
30	58_Bias	-0.595	-0.554	-0.041
30	59_Bias	-0.593	-0.553	-0.040
30	60_Bias	-0.594	-0.552	-0.042
30	61_Bias	-0.595	-0.552	-0.043
30	62_Bias	-0.592	-0.551	-0.041
30	63_Unbias	-0.593	-0.551	-0.042
30	64_Unbias	-0.593	-0.551	-0.042
30	65_Unbias	-0.595	-0.551	-0.044
30	66	-0.593	-0.547	-0.046
30	67_Unbias	-0.594	-0.550	-0.044
50	1_Bias	-0.595	-0.552	-0.043
50	2_Bias	-0.596	-0.552	-0.044
50	3_Bias	-0.595	-0.551	-0.044
50	4_Bias	-0.596	-0.557	-0.039
50	5_Bias	-0.595	-0.547	-0.049
50	6_Bias	-0.595	-0.560	-0.035
50	7_Bias	-0.595	-0.552	-0.044
50	10_Bias	-0.596	-0.548	-0.048
50	11_Bias	-0.595	-0.546	-0.049
50	12_Bias	-0.595	-0.549	-0.046
50	13_Bias	-0.596	-0.548	-0.048
50	14_Bias	-0.595	-0.548	-0.047
50	15_Bias	-0.594	-0.548	-0.046
50	16_Bias	-0.596	-0.551	-0.045
50	17_Bias	-0.593	-0.550	-0.043
50	18_Bias	-0.594	-0.548	-0.046
50	20_Bias	-0.595	-0.557	-0.038
50	21_Bias	-0.596	-0.548	-0.048
50	22_Bias	-0.594	-0.577	-0.017
50	23_Unbias	-0.595	-0.547	-0.048
50	24_Unbias	-0.595	-0.548	-0.047
50	25_Unbias	-0.595	-0.550	-0.045
50	26_Unbias	-0.593	-0.548	-0.045
50	27_Unbias	-0.593	-0.557	-0.036
50	28_Unbias	-0.595	-0.551	-0.044
50	29_Unbias	-0.594	-0.547	-0.047
50	30_Unbias	-0.595	-0.581	-0.014
50	31_Unbias	-0.596	-0.551	-0.045
50	32_Unbias	-0.595	-0.557	-0.038
50	33_Unbias	-0.597	-0.550	-0.047
50	34_Unbias	-0.595	-0.555	-0.040
50	35_Unbias	-0.594	-0.551	-0.043
50	36_Unbias	-0.595	-0.558	-0.037
50	37_Unbias	-0.595	-0.558	-0.037
50	38_Unbias	-0.596	-0.555	-0.041
50	39_Unbias	-0.595	-0.554	-0.041
50	40_Unbias	-0.595	-0.557	-0.038
50	41_Unbias	-0.595	-0.558	-0.037
50	42_Unbias	-0.595	-0.558	-0.037
50	43_Unbias	-0.595	-0.561	-0.034
50	44_Unbias	-0.595	-0.555	-0.040
50	45_Unbias	-0.590	-0.560	-0.030
50	46_Unbias	-0.595	-0.558	-0.037
50	47_Unbias	-0.595	-0.561	-0.034
Max		-0.590	-0.546	0.008
Average		-0.595	-0.559	-0.035
Min		-0.597	-0.603	-0.049
Std Dev		0.001	0.016	0.016



10.13_Cont_InPD			
Test Site	Junkins Lab		Junkins Lab
Tester	ETS3		ETS3
Test Number	EF799100		EF799100
Max Limit	-0.3		V
Min Limit	-1.3		V

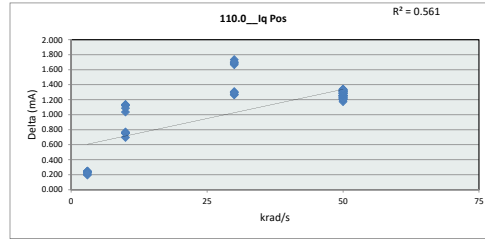
krad/s	3	10	30	50
LL	-1.300	-1.300	-1.300	-1.300
Min	-0.603	-0.558	-0.554	-0.581
Average	-0.596	-0.556	-0.551	-0.554
Max	-0.592	-0.548	-0.547	-0.546
UL	-0.300	-0.300	-0.300	-0.300



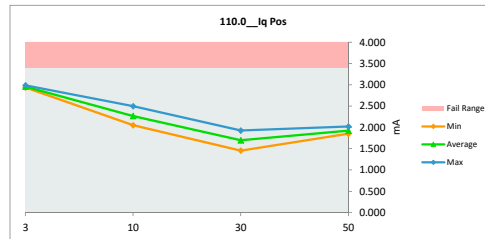
TID LDR/RLAT Report
5962L1620901V9A

110.0_Iq Pos		
Test Site	Junkins Lab	Junkins Lab
Tester	ETS3	ETS3
Test Number	EF799100	EF799100
Unit	mA	mA
Max Limit	3.4	3.4
Min Limit		

krad/s	Serial #	PreRad	PostRad	Delta
3	48_Bias	3.182	2.945	0.237
3	49_Bias	3.195	2.957	0.238
3	50_Bias	3.192	2.949	0.243
3	51_Bias	3.192	2.956	0.236
3	52_Bias	3.195	2.986	0.209
3	53_Unbias	3.189	2.939	0.250
3	54_Unbias	3.184	2.940	0.244
3	55_Unbias	3.187	2.947	0.240
3	56_Unbias	3.183	2.988	0.195
3	57_Unbias	3.199	2.976	0.223
10	481_Bias	3.182	2.430	0.752
10	491_Bias	3.195	2.437	0.758
10	501_Bias	3.192	2.422	0.770
10	511_Bias	3.192	2.440	0.752
10	521_Bias	3.195	2.497	0.698
10	531_Unbias	3.189	2.052	1.137
10	541_Unbias	3.184	2.058	1.126
10	551_Unbias	3.187	2.063	1.124
10	561_Unbias	3.198	2.162	1.036
10	571_Unbias	3.192	2.112	1.087
30	58_Bias	3.197	1.928	1.269
30	59_Bias	3.193	1.885	1.308
30	60_Bias	3.192	1.897	1.295
30	61_Bias	3.193	1.927	1.266
30	62_Bias	3.182	1.887	1.295
30	63_Unbias	3.190	1.456	1.734
30	64_Unbias	3.192	1.492	1.700
30	65_Unbias	3.195	1.528	1.667
30	66	3.194	1.510	1.684
30	67_Unbias	3.181	1.480	1.701
50	1_Bias	3.198	1.977	1.221
50	2_Bias	3.190	1.964	1.226
50	3_Bias	3.194	1.950	1.244
50	4_Bias	3.195	2.020	1.175
50	5_Bias	3.189	1.981	1.208
50	6_Bias	3.193	1.971	1.222
50	7_Bias	3.194	1.994	1.200
50	10_Bias	3.193	1.941	1.252
50	11_Bias	3.195	1.941	1.254
50	12_Bias	3.191	1.939	1.252
50	13_Bias	3.196	1.941	1.255
50	14_Bias	3.195	1.989	1.206
50	15_Bias	3.195	1.965	1.230
50	16_Bias	3.194	1.974	1.220
50	17_Bias	3.192	1.960	1.232
50	18_Bias	3.195	1.941	1.254
50	20_Bias	3.191	1.942	1.249
50	21_Bias	3.195	1.989	1.206
50	22_Bias	3.195	1.934	1.261
50	23_Unbias	3.199	1.940	1.259
50	24_Unbias	3.192	1.938	1.254
50	25_Unbias	3.189	1.855	1.334
50	26_Unbias	3.187	1.889	1.298
50	27_Unbias	3.196	1.870	1.326
50	28_Unbias	3.195	1.884	1.311
50	29_Unbias	3.193	1.940	1.253
50	30_Unbias	3.194	1.906	1.288
50	31_Unbias	3.188	1.912	1.276
50	32_Unbias	3.198	1.869	1.329
50	33_Unbias	3.184	1.855	1.329
50	34_Unbias	3.188	1.907	1.281
50	35_Unbias	3.194	1.912	1.282
50	36_Unbias	3.196	1.882	1.314
50	37_Unbias	3.196	1.882	1.314
50	38_Unbias	3.195	1.907	1.288
50	39_Unbias	3.185	1.899	1.286
50	40_Unbias	3.192	1.869	1.323
50	41_Unbias	3.188	1.882	1.306
50	42_Unbias	3.191	1.882	1.309
50	43_Unbias	3.187	1.853	1.334
50	44_Unbias	3.193	1.907	1.286
50	45_Unbias	3.180	1.888	1.292
50	46_Unbias	3.191	1.882	1.309
50	47_Unbias	3.195	1.853	1.342
50	Max	3.199	2.938	1.261
50	Average	3.192	2.079	1.113
50	Min	3.180	1.456	0.195
50	Std Dev	0.005	0.396	0.397



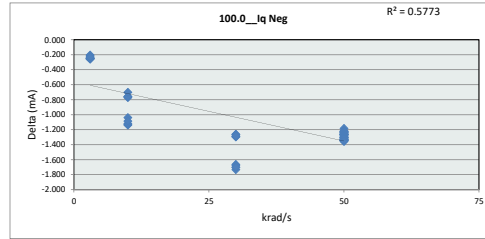
110.0_Iq Pos				
Test Site	Junkins Lab			
Tester	ETS3			
Test Number	EF799100			
Max Limit	3.4	mA		
Min Limit			mA	
krad/s	3	10	30	50
LL				
Min	2.939	2.052	1.456	1.853
Average	2.958	2.267	1.699	1.922
Max	2.988	2.497	1.928	2.020
UL	3.400	3.400	3.400	3.400



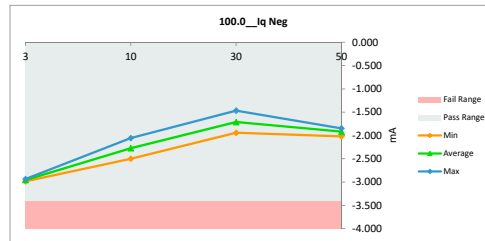
TID LDR/RLAT Report
5962L1620901V9A

100.0_Iq Neg			
Test Site	Junkins Lab		Junkins Lab
Tester	ETS3		ETS3
Test Number	EF799100		EF799100
Unit	mA		mA
Max Limit			
Min Limit	-3.4		-3.4

krad/s	Serial #	PreRad	PostRad	Delta
3	48_Bias	-3.189	-2.944	-0.245
3	49_Bias	-3.202	-2.956	-0.246
3	50_Bias	-3.200	-2.948	-0.252
3	51_Bias	-3.200	-2.956	-0.244
3	52_Bias	-3.203	-2.985	-0.218
3	53_Unbias	-3.196	-2.937	-0.259
3	54_Unbias	-3.193	-2.938	-0.255
3	55_Unbias	-3.194	-2.945	-0.249
3	56_Unbias	-3.190	-2.986	-0.204
3	57_Unbias	-3.206	-2.974	-0.232
10	481_Bias	-3.189	-2.427	-0.762
10	491_Bias	-3.202	-2.441	-0.761
10	501_Bias	-3.200	-2.428	-0.772
10	511_Bias	-3.200	-2.444	-0.756
10	521_Bias	-3.203	-2.501	-0.702
10	531_Unbias	-3.196	-2.057	-1.139
10	541_Unbias	-3.193	-2.065	-1.128
10	551_Unbias	-3.194	-2.075	-1.119
10	561_Unbias	-3.206	-2.168	-1.038
10	571_Unbias	-3.206	-2.120	-1.086
30	58_Bias	-3.204	-1.942	-1.262
30	59_Bias	-3.200	-1.904	-1.296
30	60_Bias	-3.200	-1.913	-1.287
30	61_Bias	-3.200	-1.937	-1.263
30	62_Bias	-3.189	-1.903	-1.286
30	63_Unbias	-3.198	-1.467	-1.731
30	64_Unbias	-3.200	-1.499	-1.701
30	65_Unbias	-3.203	-1.539	-1.664
30	66	-3.201	-1.527	-1.674
30	67_Unbias	-3.189	-1.489	-1.700
50	1_Bias	-3.206	-1.971	-1.235
50	2_Bias	-3.197	-1.960	-1.237
50	3_Bias	-3.201	-1.944	-1.257
50	4_Bias	-3.202	-2.018	-1.184
50	5_Bias	-3.196	-1.974	-1.222
50	6_Bias	-3.200	-1.965	-1.235
50	7_Bias	-3.201	-1.985	-1.216
50	10_Bias	-3.201	-1.937	-1.264
50	11_Bias	-3.202	-1.929	-1.273
50	12_Bias	-3.199	-1.942	-1.257
50	13_Bias	-3.204	-1.937	-1.267
50	14_Bias	-3.202	-1.980	-1.222
50	15_Bias	-3.202	-1.959	-1.243
50	16_Bias	-3.202	-1.975	-1.227
50	17_Bias	-3.200	-1.955	-1.245
50	18_Bias	-3.202	-1.937	-1.265
50	20_Bias	-3.199	-1.932	-1.267
50	21_Bias	-3.203	-1.980	-1.223
50	22_Bias	-3.203	-1.933	-1.270
50	23_Unbias	-3.207	-1.939	-1.268
50	24_Unbias	-3.199	-1.938	-1.261
50	25_Unbias	-3.196	-1.851	-1.345
50	26_Unbias	-3.194	-1.880	-1.314
50	27_Unbias	-3.203	-1.861	-1.342
50	28_Unbias	-3.203	-1.875	-1.328
50	29_Unbias	-3.200	-1.939	-1.261
50	30_Unbias	-3.201	-1.896	-1.305
50	31_Unbias	-3.195	-1.907	-1.288
50	32_Unbias	-3.206	-1.860	-1.346
50	33_Unbias	-3.191	-1.851	-1.340
50	34_Unbias	-3.196	-1.893	-1.303
50	35_Unbias	-3.201	-1.907	-1.294
50	36_Unbias	-3.203	-1.869	-1.334
50	37_Unbias	-3.203	-1.869	-1.334
50	38_Unbias	-3.202	-1.893	-1.309
50	39_Unbias	-3.192	-1.885	-1.307
50	40_Unbias	-3.199	-1.860	-1.339
50	41_Unbias	-3.195	-1.869	-1.326
50	42_Unbias	-3.198	-1.869	-1.329
50	43_Unbias	-3.194	-1.847	-1.347
50	44_Unbias	-3.200	-1.893	-1.307
50	45_Unbias	-3.187	-1.880	-1.307
50	46_Unbias	-3.198	-1.869	-1.329
50	47_Unbias	-3.203	-1.847	-1.356
50	Max	-3.187	-1.467	-0.204
50	Average	-3.199	-2.077	-1.122
50	Min	-3.207	-2.986	-1.731
50	Std Dev	0.005	0.396	0.397



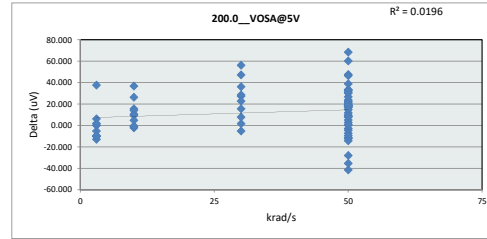
100.0_Iq Neg				
Test Site	Junkins Lab			
Tester	ETS3			
Test Number	EF799100			
Max Limit	mA			
Min Limit	mA			
krad/s	3	10	30	50
LL	-3.400	-3.400	-3.400	-3.400
Min	-2.986	-2.501	-1.942	-2.018
Average	-2.957	-2.273	-1.712	-1.915
Max	-2.937	-2.057	-1.467	-1.847
UL				



TID LDR/RLAT Report
5962L1620901V9A

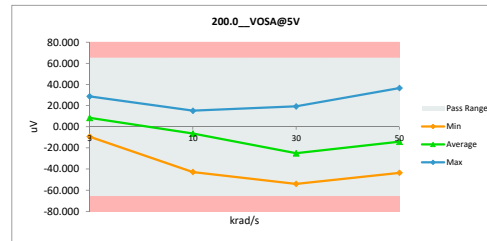
200.0_VOSA@5V		
Test Site	Junkins Lab	Junkins Lab
Tester	ETS3	ETS3
Test Number	EF799100	EF799100
Unit	uV	uV
Max Limit	65	65
Min Limit	-65	-65

krad/s	Serial #	PreRad	PostRad	Delta
3	48_Bias	-3.782	6.271	-10.053
3	49_Bias	-4.094	8.866	-12.960
3	50_Bias	15.655	15.561	0.094
3	51_Bias	-3.186	-9.375	6.189
3	52_Bias	14.769	25.087	-10.318
3	53_Unbias	11.528	16.705	-5.177
3	54_Unbias	5.479	5.267	0.212
3	55_Unbias	19.330	28.802	-9.472
3	56_Unbias	32.751	-4.898	37.649
3	57_Unbias	-6.128	-8.023	1.895
10	481_Bias	-3.782	-1.603	-2.179
10	491_Bias	-4.094	-3.121	-0.973
10	501_Bias	15.655	5.049	10.606
10	511_Bias	-3.186	-18.703	15.517
10	521_Bias	14.769	15.202	-0.433
10	531_Unbias	11.528	-14.787	26.315
10	541_Unbias	5.479	-8.602	14.081
10	551_Unbias	19.330	9.965	9.365
10	561_Unbias	0.136	-4.628	4.764
10	571_Unbias	-6.128	-42.834	36.706
30	58_Bias	0.510	-1.152	1.662
30	59_Bias	12.015	-15.328	27.343
30	60_Bias	-8.082	-36.581	28.499
30	61_Bias	-4.113	-26.849	22.736
30	62_Bias	-10.278	-17.970	7.692
30	63_Unbias	-0.392	-47.587	47.195
30	64_Unbias	14.182	19.336	-5.154
30	65_Unbias	-12.530	-48.715	36.185
30	66	2.167	-54.023	56.190
30	67_Unbias	-6.419	-21.938	15.519
50	1_Bias	0.136	-23.573	23.709
50	2_Bias	-1.772	9.838	-11.610
50	3_Bias	-9.890	-40.060	30.170
50	4_Bias	-10.151	-12.847	2.696
50	5_Bias	19.395	22.266	-2.871
50	6_Bias	11.129	15.631	-4.502
50	7_Bias	1.087	-21.527	22.614
50	10_Bias	3.886	-43.604	47.490
50	11_Bias	-14.831	-3.119	-11.712
50	12_Bias	6.169	-40.300	46.469
50	13_Bias	-4.816	-43.604	38.788
50	14_Bias	1.631	-17.847	19.478
50	15_Bias	24.789	-35.445	60.234
50	16_Bias	19.268	0.411	18.857
50	17_Bias	-3.968	-4.248	0.280
50	18_Bias	24.789	-43.604	68.393
50	20_Bias	2.332	-14.455	16.787
50	21_Bias	-8.141	-17.847	9.706
50	22_Bias	-11.585	-4.248	-7.337
50	23_Unbias	-0.306	-12.119	11.813
50	24_Unbias	-0.115	-8.120	8.005
50	25_Unbias	18.056	-14.545	32.601
50	26_Unbias	-26.732	-14.545	-12.187
50	27_Unbias	-26.482	-12.119	-14.363
50	28_Unbias	-4.568	-37.973	33.405
50	29_Unbias	8.057	-12.119	20.176
50	30_Unbias	-12.565	-30.828	18.263
50	31_Unbias	-8.354	-25.627	17.273
50	32_Unbias	-5.746	-10.826	5.080
50	33_Unbias	-24.046	-14.545	-9.501
50	34_Unbias	1.227	36.653	-35.426
50	35_Unbias	-4.369	-25.627	21.258
50	36_Unbias	1.510	-25.252	26.762
50	37_Unbias	-17.202	-25.252	8.050
50	38_Unbias	-4.905	36.653	-41.558
50	39_Unbias	4.522	-13.588	18.110
50	40_Unbias	6.807	-10.826	17.633
50	41_Unbias	-6.953	-25.252	18.299
50	42_Unbias	-10.501	-25.252	14.751
50	43_Unbias	-21.748	-22.500	0.752
50	44_Unbias	8.505	36.653	-28.148
50	45_Unbias	9.369	0.856	8.513
50	46_Unbias	7.570	-25.252	32.822
50	47_Unbias	8.590	-22.500	31.050
50	Max	32.751	36.653	68.393
50	Average	0.921	-11.522	12.443
50	Min	-26.732	-54.023	-41.558
50	Std Dev	12.123	21.253	20.999



200.0_VOSA@5V		
Test Site	Junkins Lab	Junkins Lab
Tester	ETS3	ETS3
Test Number	EF799100	EF799100
Max Limit	65	uV
Min Limit	-65	uV

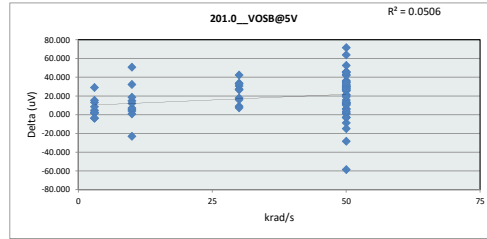
krad/s	3	10	30	50
LL	-65.000	-65.000	-65.000	-65.000
Min	-9.375	-42.834	-54.023	-43.604
Average	8.426	-6.406	-25.081	-14.137
Max	28.802	15.202	19.336	36.653
UL	65.000	65.000	65.000	65.000



TID LDR/RLAT Report
5962L1620901V9A

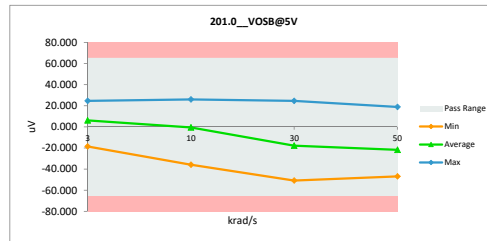
201.0_VOSB@5V		
Test Site	Junkins Lab	Junkins Lab
Tester	ETS3	ETS3
Test Number	EF799100	EF799100
Unit	uV	uV
Max Limit	65	65
Min Limit	-65	-65

krad/s	Serial #	PreRad	PostRad	Delta
3	48_Bias	6.885	-6.213	13.098
3	49_Bias	11.914	9.234	2.680
3	50_Bias	15.661	13.832	1.829
3	51_Bias	30.044	14.750	15.294
3	52_Bias	2.880	-1.970	4.850
3	53_Unbias	23.132	14.586	8.546
3	54_Unbias	20.943	24.654	-3.711
3	55_Unbias	13.037	11.155	1.882
3	56_Unbias	10.468	-18.530	28.998
3	57_Unbias	-3.856	-0.202	-3.654
10	481_Bias	6.885	1.308	5.577
10	491_Bias	11.914	7.952	3.962
10	501_Bias	15.661	14.852	0.809
10	511_Bias	30.044	15.133	14.911
10	521_Bias	2.880	25.886	-23.006
10	531_Unbias	23.132	-27.554	50.686
10	541_Unbias	20.943	13.781	7.162
10	551_Unbias	13.037	0.954	12.083
10	561_Unbias	-3.587	-35.881	32.294
10	571_Unbias	-3.856	-22.484	18.628
30	58_Bias	0.459	-17.429	17.888
30	59_Bias	10.117	1.000	9.117
30	60_Bias	8.404	-18.918	27.322
30	61_Bias	32.059	24.641	7.418
30	62_Bias	18.063	1.961	16.102
30	63_Unbias	-9.758	-36.422	26.664
30	64_Unbias	-20.133	-50.869	30.736
30	65_Unbias	-1.179	-34.790	33.611
30	66	5.299	-27.624	32.923
30	67_Unbias	23.132	-19.073	42.205
50	1_Bias	-3.587	-5.545	1.958
50	2_Bias	-27.314	-39.680	12.366
50	3_Bias	2.358	-40.257	42.615
50	4_Bias	-3.433	-34.247	30.814
50	5_Bias	28.886	17.802	11.084
50	6_Bias	-39.715	18.880	-58.595
50	7_Bias	7.316	0.936	6.380
50	10_Bias	-24.109	-30.052	5.943
50	11_Bias	14.389	1.297	13.092
50	12_Bias	15.542	-30.133	45.675
50	13_Bias	-1.855	-30.052	28.197
50	14_Bias	13.606	16.589	-2.983
50	15_Bias	-3.191	-4.275	1.084
50	16_Bias	11.087	-10.075	21.162
50	17_Bias	-9.911	18.471	-28.382
50	18_Bias	-3.191	-30.052	26.861
50	20_Bias	-6.967	1.710	-8.677
50	21_Bias	1.830	16.589	-14.759
50	22_Bias	-7.070	-43.426	36.356
50	23_Unbias	-13.284	-28.936	15.652
50	24_Unbias	-5.524	-17.638	12.114
50	25_Unbias	9.269	-20.220	29.489
50	26_Unbias	-10.558	-36.064	25.506
50	27_Unbias	3.448	-22.561	26.009
50	28_Unbias	-16.855	-46.933	30.078
50	29_Unbias	6.470	-28.936	35.406
50	30_Unbias	17.762	-12.880	30.642
50	31_Unbias	-1.702	-43.677	41.975
50	32_Unbias	7.230	-38.315	45.545
50	33_Unbias	-9.957	-20.220	10.263
50	34_Unbias	31.811	-32.035	63.846
50	35_Unbias	27.765	-43.677	71.442
50	36_Unbias	5.770	-46.870	52.640
50	37_Unbias	-17.267	-46.870	29.603
50	38_Unbias	1.980	-32.035	34.015
50	39_Unbias	6.209	-7.296	13.505
50	40_Unbias	-10.657	-38.315	27.658
50	41_Unbias	-1.930	-46.870	44.940
50	42_Unbias	-14.716	-46.870	32.154
50	43_Unbias	-8.950	-6.278	-2.672
50	44_Unbias	-10.784	-32.035	21.251
50	45_Unbias	3.510	-0.121	3.631
50	46_Unbias	-12.683	-46.870	34.187
50	47_Unbias	12.816	-6.278	19.094
50	Max	32.059	25.886	71.442
50	Average	3.764	-14.549	18.313
50	Min	-39.715	-50.869	-58.595
50	Std Dev	14.673	22.554	20.762



201.0_VOSB@5V		
Test Site	Junkins Lab	Junkins Lab
Tester	ETS3	ETS3
Test Number	EF799100	EF799100
Max Limit	65	uV
Min Limit	-65	uV

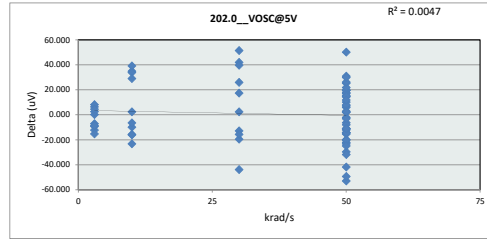
krad/s	3	10	30	50
LL	-65.000	-65.000	-65.000	-65.000
Min	-18.530	-35.881	-50.869	-46.933
Average	6.130	-0.605	-17.752	-21.689
Max	24.654	25.886	24.641	18.880
UL	65.000	65.000	65.000	65.000



TID LDR/RLAT Report
5962L1620901V9A

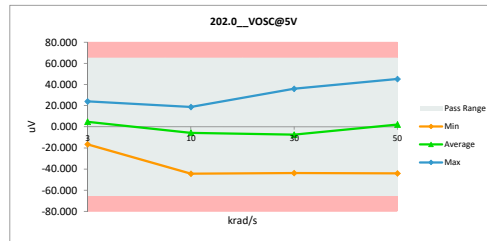
202.0_VOSC@5V		
Test Site	Junkins Lab	Junkins Lab
Tester	ETS3	ETS3
Test Number	EF799100	EF799100
Unit	uV	uV
Max Limit	65	65
Min Limit	-65	-65

krad/s	Serial #	PreRad	PostRad	Delta
3	48_Bias	-19.595	-12.379	-7.216
3	49_Bias	-5.379	3.958	-9.337
3	50_Bias	-8.869	3.420	-12.289
3	51_Bias	12.193	12.032	0.161
3	52_Bias	-10.334	-16.605	6.271
3	53_Unbias	32.115	24.019	8.096
3	54_Unbias	11.048	8.632	2.416
3	55_Unbias	22.046	17.607	4.439
3	56_Unbias	-1.659	13.676	-15.335
3	57_Unbias	-15.446	-8.718	-6.728
10	481_Bias	-19.595	3.635	-23.230
10	491_Bias	-5.379	4.546	-9.925
10	501_Bias	-8.869	6.873	-15.742
10	511_Bias	12.193	18.752	-6.559
10	521_Bias	-10.334	5.755	-16.089
10	531_Unbias	32.115	-2.700	34.815
10	541_Unbias	11.048	-28.015	39.063
10	551_Unbias	22.046	-11.810	33.856
10	561_Unbias	-7.761	-10.127	2.366
10	571_Unbias	-15.446	-44.396	28.950
30	58_Bias	10.954	23.901	-12.947
30	59_Bias	-7.912	35.968	-43.880
30	60_Bias	10.383	29.928	-19.545
30	61_Bias	2.340	18.107	-15.767
30	62_Bias	1.340	-0.981	2.321
30	63_Unbias	2.620	-39.257	41.877
30	64_Unbias	-5.064	-30.961	25.897
30	65_Unbias	-11.962	-29.308	17.346
30	66	12.974	-38.300	51.274
30	67_Unbias	-4.205	-43.803	39.598
50	1_Bias	-7.761	45.257	-53.018
50	2_Bias	-2.804	12.656	-15.460
50	3_Bias	-15.260	6.874	-22.134
50	4_Bias	-10.235	13.024	-23.259
50	5_Bias	7.933	19.342	-11.409
50	6_Bias	8.324	14.780	-6.456
50	7_Bias	3.318	23.269	-19.951
50	10_Bias	41.594	16.410	25.184
50	11_Bias	27.742	29.962	-2.220
50	12_Bias	-0.349	19.849	-20.198
50	13_Bias	2.095	16.410	-14.315
50	14_Bias	-7.131	4.974	-12.105
50	15_Bias	-25.388	24.069	-49.457
50	16_Bias	25.433	39.922	-14.489
50	17_Bias	4.652	2.739	1.913
50	18_Bias	-25.388	16.410	-41.798
50	20_Bias	6.786	36.439	-29.651
50	21_Bias	-3.100	4.974	-8.074
50	22_Bias	-14.117	0.362	-14.479
50	23_Unbias	-13.077	-2.111	-10.966
50	24_Unbias	-15.526	16.373	-31.899
50	25_Unbias	18.722	1.059	17.663
50	26_Unbias	6.600	-3.519	10.119
50	27_Unbias	-8.095	-14.009	5.914
50	28_Unbias	10.051	-9.371	19.422
50	29_Unbias	17.490	-2.111	19.601
50	30_Unbias	11.018	14.229	-3.211
50	31_Unbias	3.835	-3.208	7.043
50	32_Unbias	17.471	-2.261	19.732
50	33_Unbias	18.121	1.059	17.062
50	34_Unbias	5.980	-44.078	50.058
50	35_Unbias	11.110	-3.208	14.318
50	36_Unbias	-24.698	-13.531	-11.167
50	37_Unbias	17.312	-13.531	30.843
50	38_Unbias	-22.276	-44.078	21.802
50	39_Unbias	-9.774	-17.596	7.822
50	40_Unbias	0.543	-2.261	2.804
50	41_Unbias	12.554	-13.531	26.085
50	42_Unbias	1.801	-13.531	15.332
50	43_Unbias	-33.072	-8.148	-24.924
50	44_Unbias	-14.190	-44.078	29.888
50	45_Unbias	6.101	-8.530	14.631
50	46_Unbias	-11.382	-13.531	2.149
50	47_Unbias	3.674	-8.148	11.822
50	Max	41.594	45.257	51.274
50	Average	0.868	0.156	0.712
50	Min	-33.072	-44.396	-53.018
50	Std Dev	15.070	21.062	22.840



202.0_VOSC@5V		
Test Site	Junkins Lab	Junkins Lab
Tester	ETS3	ETS3
Test Number	EF799100	EF799100
Max Limit	65	uV
Min Limit	-65	uV

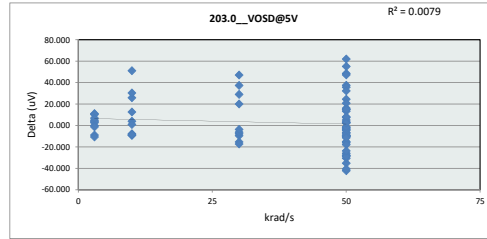
krad/s	3	10	30	50
LL	-65.000	-65.000	-65.000	-65.000
Min	-16.605	-44.396	-43.803	-44.078
Average	4.764	-5.749	-7.471	2.183
Max	24.019	18.752	35.968	45.257
UL	65.000	65.000	65.000	65.000



TID LDR/RLAT Report
5962L1620901V9A

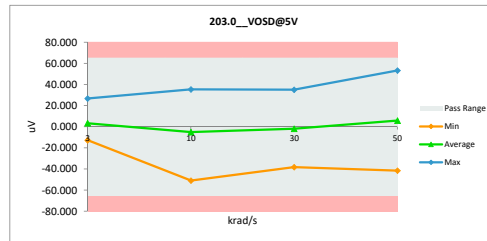
203.0_VOSD@5V		
Test Site	Junkins Lab	Junkins Lab
Tester	ETS3	ETS3
Test Number	EF799100	EF799100
Unit	uV	uV
Max Limit	65	65
Min Limit	-65	-65

krad/s	Serial #	PreRad	PostRad	Delta
3	48_Bias	0.688	-1.889	2.577
3	49_Bias	9.124	4.270	4.854
3	50_Bias	6.128	-4.962	11.090
3	51_Bias	-8.678	-12.285	3.607
3	52_Bias	26.561	26.764	-0.203
3	53_Unbias	7.033	16.039	-9.006
3	54_Unbias	-2.733	-12.840	10.107
3	55_Unbias	5.921	7.265	-1.344
3	56_Unbias	6.969	17.683	-10.714
3	57_Unbias	0.073	-6.821	6.894
10	481_Bias	0.688	8.448	-7.760
10	491_Bias	9.124	18.346	-9.222
10	501_Bias	6.128	15.159	-9.031
10	511_Bias	-8.678	-12.567	3.889
10	521_Bias	26.561	35.296	-8.735
10	531_Unbias	7.033	-18.831	25.864
10	541_Unbias	-2.733	-32.989	30.256
10	551_Unbias	5.921	5.027	0.894
10	561_Unbias	-5.518	-18.120	12.602
10	571_Unbias	0.073	-50.930	51.003
30	58_Bias	2.993	12.479	-9.486
30	59_Bias	12.059	27.400	-15.341
30	60_Bias	27.235	35.020	-7.785
30	61_Bias	-0.586	16.682	-17.268
30	62_Bias	-7.334	-1.107	-6.227
30	63_Unbias	13.150	16.888	-3.738
30	64_Unbias	2.942	-26.067	29.009
30	65_Unbias	-6.795	-26.793	19.998
30	66	-0.953	-38.244	37.291
30	67_Unbias	11.615	-35.357	46.972
50	1_Bias	-5.518	-1.867	-3.651
50	2_Bias	15.477	22.391	-6.914
50	3_Bias	0.130	-24.321	24.451
50	4_Bias	11.006	53.252	-42.246
50	5_Bias	18.346	28.457	-10.111
50	6_Bias	-5.755	29.482	-35.237
50	7_Bias	15.448	-22.019	37.467
50	10_Bias	2.619	-0.398	3.017
50	11_Bias	4.809	19.889	-15.080
50	12_Bias	-5.322	4.098	-9.420
50	13_Bias	-9.898	-0.398	-9.500
50	14_Bias	-10.113	30.466	-40.579
50	15_Bias	12.913	23.288	-10.375
50	16_Bias	28.358	44.497	-16.139
50	17_Bias	0.310	28.077	-27.767
50	18_Bias	12.913	-0.398	13.311
50	20_Bias	6.479	32.434	-25.955
50	21_Bias	12.550	30.466	-17.916
50	22_Bias	19.184	28.077	-8.893
50	23_Unbias	12.423	40.514	-28.091
50	24_Unbias	-10.959	-27.126	16.167
50	25_Unbias	25.901	5.129	20.772
50	26_Unbias	15.628	8.224	7.404
50	27_Unbias	-28.426	2.118	-30.544
50	28_Unbias	12.555	7.508	5.047
50	29_Unbias	11.480	40.514	-29.034
50	30_Unbias	-4.831	2.118	-6.949
50	31_Unbias	20.296	-34.794	55.090
50	32_Unbias	15.426	20.230	-4.804
50	33_Unbias	3.341	5.129	-1.788
50	34_Unbias	20.415	-41.616	62.031
50	35_Unbias	13.789	-34.794	48.583
50	36_Unbias	30.165	15.427	14.738
50	37_Unbias	3.871	15.427	-11.556
50	38_Unbias	-5.949	-41.616	35.667
50	39_Unbias	-15.584	-30.580	14.996
50	40_Unbias	17.032	20.230	-3.198
50	41_Unbias	-8.317	15.427	-23.744
50	42_Unbias	18.597	15.427	3.170
50	43_Unbias	-7.277	-5.956	-1.321
50	44_Unbias	5.520	-41.616	47.136
50	45_Unbias	-0.438	-32.753	32.315
50	46_Unbias	23.523	15.427	8.096
50	47_Unbias	-3.657	-5.256	2.299
50	Max	30.165	53.252	62.031
50	Average	5.844	2.979	2.865
50	Min	-28.426	-50.930	-42.246
50	Std Dev	11.677	24.482	22.880



203.0_VOSD@5V		
Test Site	Junkins Lab	Junkins Lab
Tester	ETS3	ETS3
Test Number	EF799100	EF799100
Max Limit	65	uV
Min Limit	-65	uV

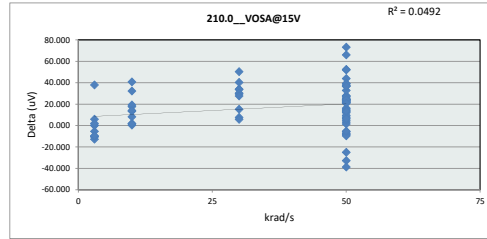
krad/s	3	10	30	50
LL	-65.000	-65.000	-65.000	-65.000
Min	-12.840	-50.930	-38.244	-41.616
Average	-3.322	-5.116	-1.910	5.853
Max	26.764	35.296	35.020	53.252
UL	65.000	65.000	65.000	65.000



TID LDR/RLAT Report
5962L1620901V9A

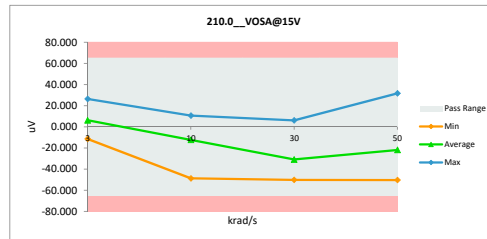
210.0_VOSA@15V		
Test Site	Junkins Lab	Junkins Lab
Tester	ETS3	ETS3
Test Number	EF799100	EF799100
Unit	uV	uV
Max Limit	65	65
Min Limit	-65	-65

krad/s	Serial #	PreRad	PostRad	Delta
3	48_Bias	-6.646	-3.993	-10.629
3	49_Bias	6.290	6.599	-12.889
3	50_Bias	13.616	13.496	0.120
3	51_Bias	-5.571	-11.456	5.885
3	52_Bias	12.134	22.546	-10.412
3	53_Unbias	9.038	14.575	-5.537
3	54_Unbias	2.930	2.987	-0.057
3	55_Unbias	16.900	26.444	-9.544
3	56_Unbias	30.490	-7.358	37.848
3	57_Unbias	-8.254	-10.190	1.936
10	481_Bias	-6.646	-7.008	0.362
10	491_Bias	-6.290	-8.151	1.861
10	501_Bias	13.616	0.399	13.217
10	511_Bias	-5.571	-23.119	17.548
10	521_Bias	12.134	10.649	1.485
10	531_Unbias	9.038	-23.064	32.102
10	541_Unbias	2.930	-16.213	19.143
10	551_Unbias	16.900	2.941	13.959
10	561_Unbias	-2.901	-10.931	8.030
10	571_Unbias	-8.254	-48.803	40.549
30	58_Bias	-1.615	-9.054	7.439
30	59_Bias	9.574	-24.292	33.866
30	60_Bias	-10.105	-43.655	33.550
30	61_Bias	-6.228	-35.672	29.444
30	62_Bias	-12.891	-28.036	15.145
30	63_Unbias	-2.903	-43.114	40.211
30	64_Unbias	11.870	6.124	5.746
30	65_Unbias	-15.098	-45.230	30.132
30	66	-0.144	-50.277	50.133
30	67_Unbias	-8.473	-36.014	27.541
50	1_Bias	-2.901	-30.605	27.704
50	2_Bias	-3.900	2.009	-5.909
50	3_Bias	-12.816	-49.995	37.179
50	4_Bias	-12.215	-19.907	7.692
50	5_Bias	17.003	13.914	3.089
50	6_Bias	8.618	7.284	1.334
50	7_Bias	-1.190	-28.548	27.358
50	10_Bias	1.876	-50.324	52.200
50	11_Bias	-16.965	-9.288	-7.677
50	12_Bias	3.525	-48.263	51.788
50	13_Bias	-6.635	-50.324	43.689
50	14_Bias	-0.559	-25.515	24.956
50	15_Bias	22.653	-43.266	65.919
50	16_Bias	16.930	-7.407	24.337
50	17_Bias	-6.543	-11.417	4.874
50	18_Bias	22.653	-50.324	72.977
50	20_Bias	-0.392	-22.119	21.727
50	21_Bias	-10.307	-25.515	15.208
50	22_Bias	-13.985	-35.642	21.657
50	23_Unbias	-2.534	-18.653	16.119
50	24_Unbias	-2.453	-14.453	12.000
50	25_Unbias	15.860	-20.825	36.685
50	26_Unbias	-29.365	-20.825	-8.540
50	27_Unbias	-28.408	-18.653	-9.755
50	28_Unbias	-7.090	-45.916	38.826
50	29_Unbias	5.500	-18.653	24.153
50	30_Unbias	-15.362	-38.631	23.269
50	31_Unbias	-10.876	-33.503	22.627
50	32_Unbias	-8.033	-17.379	9.346
50	33_Unbias	-26.207	-20.825	-5.382
50	34_Unbias	-1.136	31.722	-32.858
50	35_Unbias	-6.985	-33.503	26.518
50	36_Unbias	-0.821	-33.556	32.735
50	37_Unbias	-19.827	-33.556	13.729
50	38_Unbias	-7.125	31.722	-38.847
50	39_Unbias	2.337	-20.794	23.131
50	40_Unbias	4.547	-17.379	21.926
50	41_Unbias	-9.383	-33.556	24.173
50	42_Unbias	-12.969	-33.556	20.587
50	43_Unbias	-23.817	-30.168	6.351
50	44_Unbias	6.705	31.722	-25.017
50	45_Unbias	7.044	-6.197	13.241
50	46_Unbias	5.549	-33.556	39.105
50	47_Unbias	6.352	-30.168	36.520
50	Max	30.490	31.722	72.977
50	Average	-1.437	-18.044	16.607
50	Min	-29.365	-50.324	-38.847
50	Std Dev	12.138	21.679	21.111



210.0_VOSA@15V		
Test Site	Junkins Lab	Junkins Lab
Tester	ETS3	ETS3
Test Number	EF799100	EF799100
Max Limit	65	uV
Min Limit	-65	uV

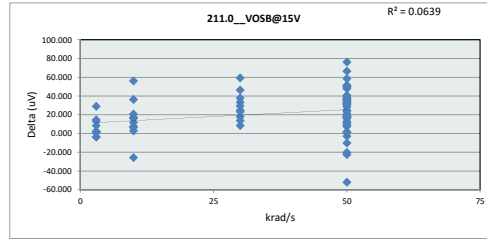
krad/s	3	10	30	50
LL	-65.000	-65.000	-65.000	-65.000
Min	-11.456	-48.803	-50.277	-50.324
Average	6.163	-12.330	-30.922	-21.918
Max	26.444	10.649	6.124	31.722
UL	65.000	65.000	65.000	65.000



TID LDR/RLAT Report
5962L1620901V9A

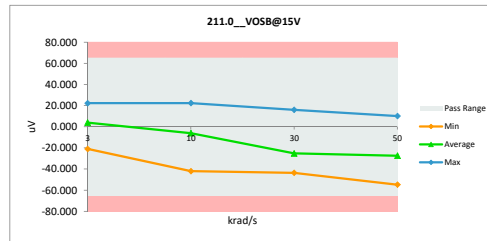
211.0_VOSB@15V		
Test Site	Junkins Lab	Junkins Lab
Tester	ETS3	ETS3
Test Number	EF799100	EF799100
Unit	uV	uV
Max Limit	65	65
Min Limit	-65	-65

krad/s	Serial #	PreRad	PostRad	Delta
3	48_Bias	4.510	-8.594	13.104
3	49_Bias	9.277	6.909	2.368
3	50_Bias	12.986	11.537	1.449
3	51_Bias	27.647	13.138	14.509
3	52_Bias	-3.242	-4.388	1.146
3	53_Unbias	20.741	12.361	8.380
3	54_Unbias	18.683	22.375	-3.692
3	55_Unbias	10.640	9.444	1.196
3	56_Unbias	7.917	-20.960	28.877
3	57_Unbias	-6.216	-2.462	-3.754
10	481_Bias	4.510	-3.280	7.790
10	491_Bias	9.277	3.008	6.269
10	501_Bias	12.986	10.199	2.787
10	511_Bias	27.647	10.544	17.103
10	521_Bias	-3.242	22.426	-25.668
10	531_Unbias	20.741	-35.325	56.066
10	541_Unbias	18.683	6.798	11.885
10	551_Unbias	10.640	-5.554	16.194
10	561_Unbias	-5.817	-42.011	36.194
10	571_Unbias	-6.216	-26.979	20.763
30	58_Bias	-2.313	-27.003	24.690
30	59_Bias	8.022	-9.791	17.813
30	60_Bias	6.107	-27.259	33.366
30	61_Bias	29.686	16.053	13.633
30	62_Bias	15.319	-7.860	23.179
30	63_Unbias	-12.090	-41.529	29.439
30	64_Unbias	-22.700	-31.146	8.446
30	65_Unbias	-3.582	-41.423	37.841
30	66	2.700	-43.598	46.298
30	67_Unbias	20.509	-39.711	59.220
50	1_Bias	-5.817	-14.405	8.588
50	2_Bias	-29.821	-48.288	18.467
50	3_Bias	0.332	-49.086	49.418
50	4_Bias	-5.839	-43.596	37.757
50	5_Bias	26.136	8.972	17.164
50	6_Bias	-42.077	9.923	-52.000
50	7_Bias	4.725	-7.983	12.708
50	10_Bias	-26.072	-38.254	12.182
50	11_Bias	11.868	-5.790	17.658
50	12_Bias	12.997	-38.342	51.339
50	13_Bias	-4.495	-38.254	33.759
50	14_Bias	11.206	9.831	1.375
50	15_Bias	-5.763	-13.236	7.473
50	16_Bias	8.520	-20.063	28.583
50	17_Bias	-12.365	10.157	-22.522
50	18_Bias	-5.763	-38.254	32.491
50	20_Bias	-8.554	-5.731	-2.823
50	21_Bias	-0.341	9.831	-10.172
50	22_Bias	-10.038	10.157	-20.195
50	23_Unbias	-15.834	-36.890	21.056
50	24_Unbias	-7.835	-26.138	18.303
50	25_Unbias	7.087	-27.735	34.822
50	26_Unbias	-13.162	-44.175	31.013
50	27_Unbias	0.723	-30.156	30.879
50	28_Unbias	-19.053	-20.567	1.514
50	29_Unbias	3.632	-36.890	40.522
50	30_Unbias	15.359	-20.567	35.926
50	31_Unbias	-3.533	-51.362	47.829
50	32_Unbias	4.491	-45.732	50.223
50	33_Unbias	-11.708	-27.735	16.027
50	34_Unbias	28.622	-37.862	66.484
50	35_Unbias	24.827	-51.362	76.189
50	36_Unbias	3.731	-54.795	58.526
50	37_Unbias	-19.538	-54.795	35.257
50	38_Unbias	-0.110	-37.862	37.752
50	39_Unbias	3.481	-15.201	18.682
50	40_Unbias	-13.582	-45.732	32.150
50	41_Unbias	-4.023	-54.795	50.772
50	42_Unbias	-17.173	-54.795	37.622
50	43_Unbias	-11.883	-13.487	1.604
50	44_Unbias	-13.130	-37.862	24.732
50	45_Unbias	1.194	-8.620	9.814
50	46_Unbias	-14.582	-54.795	40.213
50	47_Unbias	10.425	-13.487	23.912
50	Max	29.686	22.426	76.189
50	Average	1.231	-19.985	21.216
50	Min	-42.077	-54.795	-52.000
50	Std Dev	14.618	22.941	22.295



211.0_VOSB@15V		
Test Site	Junkins Lab	Junkins Lab
Tester	ETS3	ETS3
Test Number	EF799100	EF799100
Max Limit	65	uV
Min Limit	-65	uV

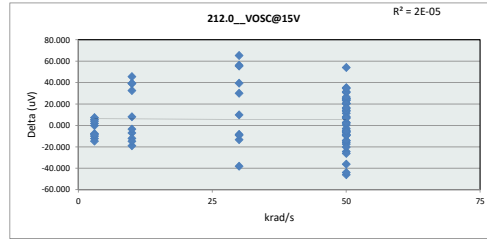
krad/s	3	10	30	50
LL	-65.000	-65.000	-65.000	-65.000
Min	-20.960	-42.011	-43.598	-54.795
Average	3.936	-6.017	-25.227	-27.405
Max	22.375	22.426	16.053	10.157
UL	65.000	65.000	65.000	65.000



TID LDR/RLAT Report
5962L1620901V9A

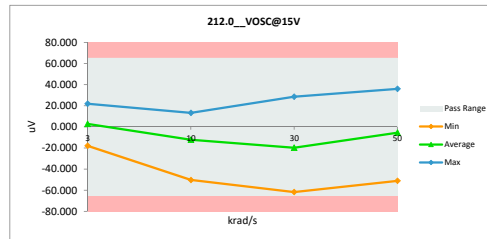
212.0_VOSC@15V		
Test Site	Junkins Lab	Junkins Lab
Tester	ETS3	ETS3
Test Number	EF799100	EF799100
Unit	uV	uV
Max Limit	65	65
Min Limit	-65	-65

krad/s	Serial #	PreRad	PostRad	Delta
3	48_Bias	-21.977	-14.322	-7.655
3	49_Bias	-7.513	2.459	-9.972
3	50_Bias	-11.401	0.793	-12.194
3	51_Bias	9.817	9.983	-0.166
3	52_Bias	-12.431	-18.005	5.574
3	53_Unbias	29.297	21.916	7.381
3	54_Unbias	8.777	6.874	1.903
3	55_Unbias	19.918	15.946	3.972
3	56_Unbias	-4.105	10.594	-14.699
3	57_Unbias	-17.776	-9.116	-8.660
10	481_Bias	-21.977	-3.008	-18.969
10	491_Bias	-7.513	-0.461	-7.052
10	501_Bias	-11.401	0.666	-12.067
10	511_Bias	9.817	13.270	-3.453
10	521_Bias	-12.431	2.312	-14.743
10	531_Unbias	29.297	-9.774	39.071
10	541_Unbias	8.777	-36.789	45.566
10	551_Unbias	19.918	-19.308	39.226
10	561_Unbias	-10.087	-18.136	8.049
10	571_Unbias	-17.776	-50.290	32.514
30	58_Bias	7.950	16.275	-8.325
30	59_Bias	-9.472	28.590	-38.062
30	60_Bias	8.108	21.386	-13.278
30	61_Bias	0.069	9.176	-9.107
30	62_Bias	-0.971	-10.894	9.923
30	63_Unbias	0.176	-56.044	56.220
30	64_Unbias	-7.559	-46.969	39.410
30	65_Unbias	-13.772	-43.744	29.972
30	66	10.953	-54.271	65.254
30	67_Unbias	-6.298	-61.683	55.385
50	1_Bias	-10.087	35.958	-46.045
50	2_Bias	-4.585	4.832	-9.417
50	3_Bias	-17.472	-1.560	-15.912
50	4_Bias	-12.441	4.999	-17.440
50	5_Bias	6.298	10.802	-4.504
50	6_Bias	6.177	5.721	0.456
50	7_Bias	0.486	14.811	-14.325
50	10_Bias	39.495	8.788	30.707
50	11_Bias	25.476	22.583	2.893
50	12_Bias	-3.092	10.905	-13.997
50	13_Bias	-0.341	8.788	-9.129
50	14_Bias	-9.038	-2.395	-6.643
50	15_Bias	-27.414	16.502	-43.916
50	16_Bias	23.105	31.451	-8.346
50	17_Bias	3.156	-4.995	8.151
50	18_Bias	-27.414	8.788	-36.202
50	20_Bias	4.576	28.907	-24.331
50	21_Bias	-5.274	-2.395	-2.879
50	22_Bias	-16.216	-7.523	-8.693
50	23_Unbias	-15.243	-9.853	-5.390
50	24_Unbias	-17.264	8.810	-26.074
50	25_Unbias	16.518	-6.780	23.298
50	26_Unbias	4.573	-11.136	15.709
50	27_Unbias	-10.310	-21.733	11.423
50	28_Unbias	7.475	-17.276	24.751
50	29_Unbias	15.488	-9.853	25.341
50	30_Unbias	9.076	6.792	2.284
50	31_Unbias	1.650	-11.768	13.418
50	32_Unbias	15.607	-9.224	24.831
50	33_Unbias	16.774	-6.780	23.554
50	34_Unbias	2.852	-51.142	53.994
50	35_Unbias	8.952	-11.768	20.720
50	36_Unbias	-26.137	-20.423	-5.714
50	37_Unbias	14.890	-20.423	35.313
50	38_Unbias	-24.526	-51.142	26.616
50	39_Unbias	-12.145	-26.031	13.886
50	40_Unbias	-2.038	-9.224	7.186
50	41_Unbias	11.051	-20.423	31.474
50	42_Unbias	-0.169	-20.423	20.254
50	43_Unbias	-35.467	-15.275	-20.192
50	44_Unbias	-16.459	-51.142	34.683
50	45_Unbias	3.911	-16.369	20.280
50	46_Unbias	-13.514	-20.423	6.909
50	47_Unbias	1.289	-15.275	16.564
Max		39.495	35.958	65.254
Average		-1.342	-7.242	5.900
Min		-35.467	-61.683	-46.045
Std Dev		15.035	22.273	23.949



212.0_VOSC@15V		
Test Site	Junkins Lab	Junkins Lab
Tester	ETS3	ETS3
Test Number	EF799100	EF799100
Max Limit	65	uV
Min Limit	-65	uV

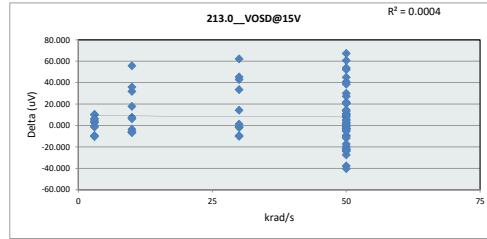
krad/s	3	10	30	50
LL	-65.000	-65.000	-65.000	-65.000
Min	-18.005	-50.290	-61.683	-51.142
Average	2.712	-12.152	-19.818	-5.530
Max	21.916	13.270	28.590	35.958
UL	65.000	65.000	65.000	65.000



TID LDR/RLAT Report
5962L1620901V9A

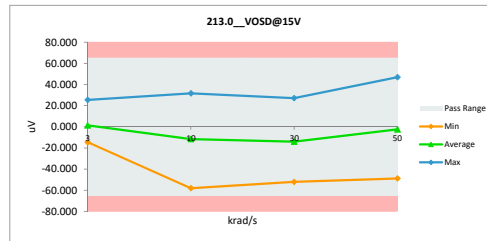
213.0_VOSD@15V		
Test Site	Junkins Lab	Junkins Lab
Tester	ETS3	ETS3
Test Number	EF799100	EF799100
Unit	uV	uV
Max Limit	65	65
Min Limit	-65	-65

krad/s	Serial #	PreRad	PostRad	Delta
3	48_Bias	-1.505	-4.262	2.757
3	49_Bias	6.974	1.851	5.123
3	50_Bias	3.677	-6.643	10.320
3	51_Bias	-10.940	-14.250	3.310
3	52_Bias	24.956	25.451	-0.495
3	53_Unbias	4.639	14.091	-9.452
3	54_Unbias	-4.761	-14.572	9.811
3	55_Unbias	4.124	5.634	-1.510
3	56_Unbias	5.016	15.428	-10.412
3	57_Unbias	-2.340	-8.931	6.491
10	481_Bias	-1.505	-2.106	-3.611
10	491_Bias	6.974	13.060	-6.086
10	501_Bias	3.677	9.358	-5.681
10	511_Bias	-10.940	-18.620	7.680
10	521_Bias	24.956	31.639	-6.683
10	531_Unbias	4.639	-27.177	31.816
10	541_Unbias	-4.761	-40.613	35.852
10	551_Unbias	4.124	-2.165	6.289
10	561_Unbias	-7.643	-25.483	17.840
10	571_Unbias	-2.340	-58.090	55.750
30	58_Bias	1.121	2.992	-1.871
30	59_Bias	10.031	19.627	-9.596
30	60_Bias	25.777	27.120	-1.343
30	61_Bias	-2.938	7.183	-10.121
30	62_Bias	-9.351	-10.588	1.237
30	63_Unbias	10.732	-3.493	14.225
30	64_Unbias	1.167	-44.060	45.227
30	65_Unbias	-8.255	-41.696	33.441
30	66_Unbias	-2.836	-45.638	42.802
30	67_Unbias	9.980	-52.101	62.081
50	1_Bias	-7.643	-10.501	2.858
50	2_Bias	13.320	14.483	-1.163
50	3_Bias	-2.418	-32.488	30.070
50	4_Bias	9.172	46.942	-37.770
50	5_Bias	15.984	19.000	-3.016
50	6_Bias	-7.934	19.477	-27.411
50	7_Bias	13.439	-31.452	44.891
50	10_Bias	0.666	-9.731	10.397
50	11_Bias	2.786	12.012	-9.226
50	12_Bias	-7.105	-4.160	-2.945
50	13_Bias	-12.233	-9.731	-2.502
50	14_Bias	-17.825	22.570	-40.395
50	15_Bias	10.842	13.706	-2.864
50	16_Bias	25.990	36.044	-10.054
50	17_Bias	-2.229	20.391	-22.620
50	18_Bias	10.842	-9.731	20.573
50	20_Bias	4.445	24.220	-19.775
50	21_Bias	10.742	22.570	-11.828
50	22_Bias	16.229	20.391	-4.162
50	23_Unbias	10.508	32.335	-21.827
50	24_Unbias	-12.737	-34.354	21.617
50	25_Unbias	23.922	-3.194	27.116
50	26_Unbias	13.676	0.251	13.425
50	27_Unbias	-30.786	-6.693	-24.093
50	28_Unbias	10.508	-0.498	11.006
50	29_Unbias	9.140	32.335	-23.195
50	30_Unbias	-6.903	-6.693	-0.210
50	31_Unbias	18.602	-42.101	60.703
50	32_Unbias	13.492	12.866	0.626
50	33_Unbias	1.784	-3.194	4.978
50	34_Unbias	18.327	-48.842	67.169
50	35_Unbias	11.604	-42.101	53.705
50	36_Unbias	27.644	7.005	20.639
50	37_Unbias	1.673	7.005	-5.332
50	38_Unbias	-8.082	-48.842	40.760
50	39_Unbias	-17.607	-38.250	20.643
50	40_Unbias	14.993	12.866	2.127
50	41_Unbias	-10.307	7.005	-17.312
50	42_Unbias	16.261	7.005	9.256
50	43_Unbias	-8.990	-14.318	5.328
50	44_Unbias	3.338	-48.842	52.180
50	45_Unbias	-2.399	-41.000	38.601
50	46_Unbias	21.516	7.005	14.511
50	47_Unbias	-6.547	-14.318	7.771
50	Max	27.644	46.942	67.169
50	Average	3.678	-4.680	8.357
50	Min	-30.786	-58.090	-40.395
50	Std Dev	11.829	25.036	23.618



213.0_VOSD@15V		
Test Site	Junkins Lab	Junkins Lab
Tester	ETS3	ETS3
Test Number	EF799100	EF799100
Max Limit	65	uV
Min Limit	-65	uV

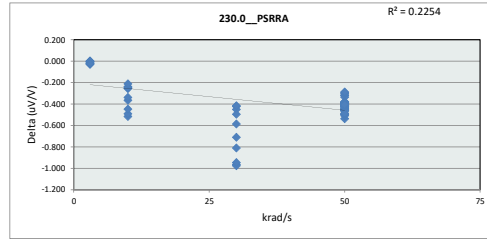
krad/s	3	10	30	50
LL	-65.000	-65.000	-65.000	-65.000
Min	-14.572	-58.090	-52.101	-48.842
Average	-1.390	-11.599	-14.065	-2.353
Max	25.451	31.639	27.120	46.942
UL	65.000	65.000	65.000	65.000



TID LDR/RLAT Report
5962L1620901V9A

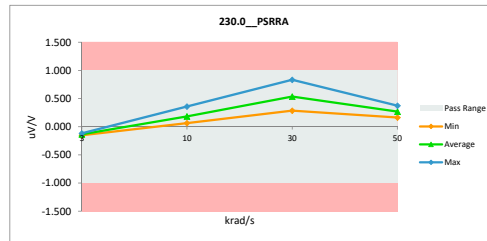
230.0_PSRRRA			
Test Site	Junkins Lab		Junkins Lab
Tester	ETS3		ETS3
Test Number	EF799100		EF799100
Unit	uV/V		uV/V
Max Limit	1		1
Min Limit	-1		-1

krad/s	Serial #	PreRad	PostRad	Delta
3	48_Bias	-0.156	-0.153	-0.003
3	49_Bias	-0.149	-0.131	-0.018
3	50_Bias	-0.155	-0.128	-0.027
3	51_Bias	-0.140	-0.117	-0.023
3	52_Bias	-0.146	-0.145	-0.001
3	53_Unbias	-0.159	-0.151	-0.008
3	54_Unbias	-0.148	-0.141	-0.007
3	55_Unbias	-0.153	-0.123	-0.030
3	56_Unbias	-0.137	-0.139	0.002
3	57_Unbias	-0.145	-0.123	-0.022
10	481_Bias	-0.156	0.100	-0.256
10	491_Bias	-0.149	0.091	-0.240
10	501_Bias	-0.155	0.085	-0.240
10	511_Bias	-0.140	0.109	-0.249
10	521_Bias	-0.146	0.065	-0.211
10	531_Unbias	-0.159	0.358	-0.517
10	541_Unbias	-0.148	0.343	-0.491
10	551_Unbias	-0.153	0.295	-0.448
10	561_Unbias	-0.177	0.188	-0.365
10	571_Unbias	-0.145	0.194	-0.339
30	58_Bias	-0.137	0.286	-0.423
30	59_Bias	-0.137	0.313	-0.450
30	60_Bias	-0.132	0.285	-0.417
30	61_Bias	-0.127	0.368	-0.495
30	62_Bias	-0.166	0.421	-0.587
30	63_Unbias	-0.148	0.816	-0.964
30	64_Unbias	-0.163	0.547	-0.710
30	65_Unbias	-0.144	0.833	-0.977
30	66	-0.133	0.813	-0.946
30	67_Unbias	-0.133	0.878	-0.811
50	1_Bias	-0.177	0.263	-0.440
50	2_Bias	-0.142	0.272	-0.414
50	3_Bias	-0.164	0.373	-0.537
50	4_Bias	-0.140	0.250	-0.390
50	5_Bias	-0.164	0.274	-0.438
50	6_Bias	-0.141	0.289	-0.430
50	7_Bias	-0.143	0.266	-0.409
50	10_Bias	-0.134	0.187	-0.321
50	11_Bias	-0.149	0.241	-0.380
50	12_Bias	-0.147	0.247	-0.394
50	13_Bias	-0.131	0.187	-0.318
50	14_Bias	-0.142	0.260	-0.402
50	15_Bias	-0.149	0.246	-0.395
50	16_Bias	-0.140	0.285	-0.425
50	17_Bias	-0.152	0.246	-0.398
50	18_Bias	-0.149	0.187	-0.336
50	20_Bias	-0.151	0.255	-0.406
50	21_Bias	-0.147	0.260	-0.407
50	22_Bias	-0.156	0.237	-0.393
50	23_Unbias	-0.141	0.238	-0.379
50	24_Unbias	-0.156	0.237	-0.393
50	25_Unbias	-0.150	0.257	-0.407
50	26_Unbias	-0.142	0.307	-0.449
50	27_Unbias	-0.128	0.257	-0.385
50	28_Unbias	-0.153	0.305	-0.458
50	29_Unbias	-0.150	0.238	-0.388
50	30_Unbias	-0.153	0.295	-0.448
50	31_Unbias	-0.153	0.311	-0.464
50	32_Unbias	-0.150	0.274	-0.424
50	33_Unbias	-0.137	0.257	-0.394
50	34_Unbias	-0.143	0.162	-0.305
50	35_Unbias	-0.148	0.311	-0.459
50	36_Unbias	-0.144	0.350	-0.494
50	37_Unbias	-0.159	0.350	-0.509
50	38_Unbias	-0.133	0.162	-0.295
50	39_Unbias	-0.157	0.306	-0.463
50	40_Unbias	-0.144	0.274	-0.418
50	41_Unbias	-0.145	0.350	-0.495
50	42_Unbias	-0.145	0.350	-0.495
50	43_Unbias	-0.143	0.278	-0.421
50	44_Unbias	-0.126	0.162	-0.288
50	45_Unbias	-0.140	0.277	-0.417
50	46_Unbias	-0.137	0.350	-0.487
50	47_Unbias	-0.128	0.278	-0.406
50	Max	-0.126	0.833	0.002
50	Average	-0.147	0.238	-0.384
50	Min	-0.177	-0.153	-0.977
50	Std Dev	0.011	0.205	0.204



230.0_PSRRRA			
Test Site	Junkins Lab		Junkins Lab
Tester	ETS3		ETS3
Test Number	EF799100		EF799100
Max Limit	1		uV/V
Min Limit	-1		uV/V

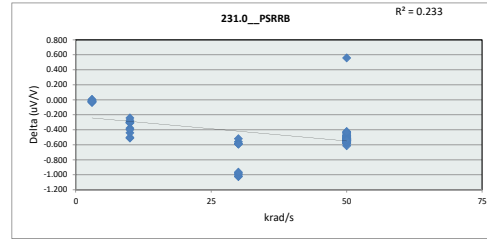
krad/s	3	10	30	50
LL	-1.000	-1.000	-1.000	-1.000
Min	-0.153	0.065	0.285	0.162
Average	-0.135	0.183	0.536	0.267
Max	-0.117	0.358	0.833	0.373
UL	1.000	1.000	1.000	1.000



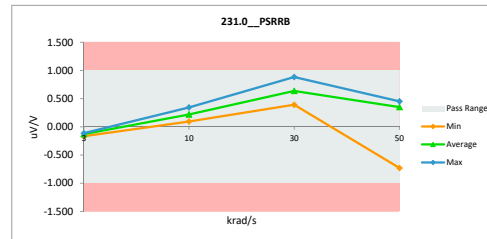
TID LDR/RLAT Report
5962L1620901V9A

231.0_PSRRB			
Test Site	Junkins Lab	Junkins Lab	
Tester	ETS3	ETS3	
Test Number	EF799100	EF799100	
Unit	uV/V	uV/V	
Max Limit	1	1	
Min Limit	-1	-1	

krad/s	Serial #	PreRad	PostRad	Delta
3	48_Bias	-0.158	-0.134	-0.024
3	49_Bias	-0.148	-0.137	-0.011
3	50_Bias	-0.138	-0.134	-0.004
3	51_Bias	-0.135	-0.116	-0.019
3	52_Bias	-0.147	-0.128	-0.019
3	53_Unbias	-0.168	-0.132	-0.036
3	54_Unbias	-0.161	-0.127	-0.034
3	55_Unbias	-0.135	-0.114	-0.021
3	56_Unbias	-0.163	-0.167	0.004
3	57_Unbias	-0.143	-0.118	-0.025
10	481_Bias	-0.158	0.152	-0.310
10	491_Bias	-0.148	0.155	-0.303
10	501_Bias	-0.138	0.163	-0.301
10	511_Bias	-0.135	0.140	-0.275
10	521_Bias	-0.147	0.095	-0.242
10	531_Unbias	-0.168	0.344	-0.512
10	541_Unbias	-0.161	0.342	-0.503
10	551_Unbias	-0.135	0.307	-0.442
10	561_Unbias	-0.140	0.240	-0.380
10	571_Unbias	-0.143	0.255	-0.398
30	58_Bias	-0.147	0.414	-0.561
30	59_Bias	-0.145	0.445	-0.590
30	60_Bias	-0.141	0.440	-0.581
30	61_Bias	-0.128	0.391	-0.519
30	62_Bias	-0.155	0.437	-0.592
30	63_Unbias	-0.143	0.883	-1.026
30	64_Unbias	-0.154	0.866	-1.020
30	65_Unbias	-0.165	0.813	-0.978
30	66_Unbias	-0.148	0.853	-1.001
30	67_Unbias	-0.147	0.818	-0.965
50	1_Bias	-0.140	0.393	-0.533
50	2_Bias	-0.204	0.383	-0.587
50	3_Bias	-0.141	0.412	-0.553
50	4_Bias	-0.149	0.385	-0.534
50	5_Bias	-0.164	0.413	-0.577
50	6_Bias	-0.120	0.422	-0.542
50	7_Bias	-0.139	0.382	-0.521
50	10_Bias	-0.146	0.369	-0.515
50	11_Bias	-0.146	0.344	-0.490
50	12_Bias	-0.141	0.354	-0.495
50	13_Bias	-0.147	0.369	-0.516
50	14_Bias	-0.160	0.297	-0.457
50	15_Bias	-0.171	0.410	-0.581
50	16_Bias	-0.160	0.453	-0.613
50	17_Bias	-0.152	0.368	-0.520
50	18_Bias	-0.171	0.369	-0.540
50	20_Bias	-0.130	0.346	-0.476
50	21_Bias	-0.126	0.297	-0.423
50	22_Bias	-0.172	-0.730	0.558
50	23_Unbias	-0.170	0.399	-0.569
50	24_Unbias	-0.153	0.368	-0.521
50	25_Unbias	-0.145	0.357	-0.502
50	26_Unbias	-0.144	0.394	-0.538
50	27_Unbias	-0.147	0.391	-0.538
50	28_Unbias	-0.153	0.369	-0.522
50	29_Unbias	-0.155	0.399	-0.554
50	30_Unbias	-0.145	0.375	-0.520
50	31_Unbias	-0.123	0.351	-0.474
50	32_Unbias	-0.163	0.383	-0.546
50	33_Unbias	-0.139	0.357	-0.496
50	34_Unbias	-0.165	0.312	-0.477
50	35_Unbias	-0.153	0.351	-0.504
50	36_Unbias	-0.159	0.390	-0.549
50	37_Unbias	-0.144	0.390	-0.534
50	38_Unbias	-0.128	0.312	-0.440
50	39_Unbias	-0.155	0.378	-0.533
50	40_Unbias	-0.161	0.383	-0.544
50	41_Unbias	-0.149	0.390	-0.539
50	42_Unbias	-0.140	0.390	-0.530
50	43_Unbias	-0.157	0.394	-0.551
50	44_Unbias	-0.125	0.312	-0.437
50	45_Unbias	-0.145	0.425	-0.570
50	46_Unbias	-0.136	0.390	-0.526
50	47_Unbias	-0.144	0.394	-0.538
50	Max	-0.120	0.883	0.558
	Average	-0.149	0.306	-0.455
	Min	-0.204	-0.730	-1.026
	Std Dev	0.014	0.260	0.259



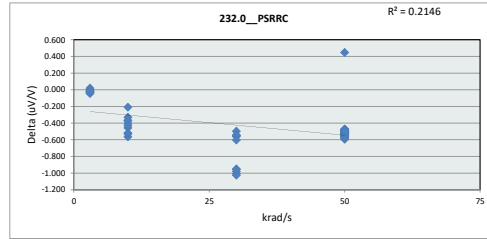
231.0_PSRRB				
Test Site	Junkins Lab	Junkins Lab		
Tester	ETS3	ETS3		
Test Number	EF799100	EF799100		
Max Limit	1	uV/V		
Min Limit	-1	uV/V		
krad/s	3	10	30	50
LL	-1.000	-1.000	-1.000	-1.000
Min	-0.167	0.095	0.391	-0.730
Average	-0.131	0.219	0.636	0.350
Max	-0.114	0.344	0.883	0.453
UL	1.000	1.000	1.000	1.000



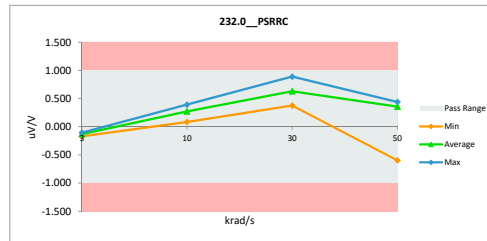
TID LDR/RLAT Report
5962L1620901V9A

232.0_PSRRC			
Test Site	Junkins Lab		Junkins Lab
Tester	ETS3		ETS3
Test Number	EF799100		EF799100
Unit	uV/V		uV/V
Max Limit	1		1
Min Limit	-1		-1

krad/s	Serial #	PreRad	PostRad	Delta
3	48_Bias	-0.149	-0.125	-0.024
3	49_Bias	-0.133	-0.133	0.000
3	50_Bias	-0.152	-0.158	0.006
3	51_Bias	-0.146	-0.135	-0.011
3	52_Bias	-0.124	-0.105	-0.019
3	53_Unbias	-0.171	-0.126	-0.045
3	54_Unbias	-0.154	-0.119	-0.035
3	55_Unbias	-0.145	-0.107	-0.038
3	56_Unbias	-0.151	-0.170	0.019
3	57_Unbias	-0.150	-0.130	-0.020
10	481_Bias	-0.149	0.220	-0.369
10	491_Bias	-0.133	0.197	-0.330
10	501_Bias	-0.152	0.254	-0.406
10	511_Bias	-0.146	0.224	-0.370
10	521_Bias	-0.124	0.085	-0.209
10	531_Unbias	-0.171	0.394	-0.565
10	541_Unbias	-0.154	0.376	-0.530
10	551_Unbias	-0.145	0.373	-0.518
10	561_Unbias	-0.138	0.320	-0.458
10	571_Unbias	-0.150	0.280	-0.430
30	58_Bias	-0.159	0.387	-0.546
30	59_Bias	-0.122	0.376	-0.498
30	60_Bias	-0.141	0.421	-0.562
30	61_Bias	-0.139	0.406	-0.545
30	62_Bias	-0.138	0.465	-0.603
30	63_Unbias	-0.128	0.881	-1.009
30	64_Unbias	-0.130	0.821	-0.951
30	65_Unbias	-0.146	0.835	-0.981
30	66_Unbias	-0.136	0.890	-1.026
30	67_Unbias	-0.134	0.823	-0.957
50	1_Bias	-0.138	0.414	-0.552
50	2_Bias	-0.132	0.367	-0.499
50	3_Bias	-0.140	0.413	-0.553
50	4_Bias	-0.127	0.357	-0.484
50	5_Bias	-0.132	0.396	-0.528
50	6_Bias	-0.145	0.440	-0.585
50	7_Bias	-0.129	0.411	-0.540
50	10_Bias	-0.163	0.406	-0.569
50	11_Bias	-0.146	0.371	-0.517
50	12_Bias	-0.176	0.418	-0.594
50	13_Bias	-0.151	0.406	-0.557
50	14_Bias	-0.125	0.349	-0.474
50	15_Bias	-0.127	0.383	-0.510
50	16_Bias	-0.143	0.429	-0.572
50	17_Bias	-0.128	0.345	-0.473
50	18_Bias	-0.127	0.406	-0.533
50	20_Bias	-0.135	0.377	-0.512
50	21_Bias	-0.134	0.349	-0.483
50	22_Bias	-0.149	-0.596	0.447
50	23_Unbias	-0.152	0.389	-0.541
50	24_Unbias	-0.133	0.360	-0.493
50	25_Unbias	-0.143	0.368	-0.511
50	26_Unbias	-0.144	0.376	-0.520
50	27_Unbias	-0.133	0.367	-0.500
50	28_Unbias	-0.152	0.376	-0.528
50	29_Unbias	-0.130	0.389	-0.519
50	30_Unbias	-0.130	0.374	-0.504
50	31_Unbias	-0.126	0.392	-0.518
50	32_Unbias	-0.126	0.379	-0.505
50	33_Unbias	-0.132	0.368	-0.500
50	34_Unbias	-0.146	0.344	-0.490
50	35_Unbias	-0.139	0.392	-0.531
50	36_Unbias	-0.160	0.349	-0.509
50	37_Unbias	-0.159	0.349	-0.508
50	38_Unbias	-0.139	0.344	-0.483
50	39_Unbias	-0.154	0.412	-0.566
50	40_Unbias	-0.144	0.379	-0.523
50	41_Unbias	-0.136	0.349	-0.485
50	42_Unbias	-0.133	0.349	-0.482
50	43_Unbias	-0.141	0.374	-0.515
50	44_Unbias	-0.133	0.344	-0.477
50	45_Unbias	-0.151	0.386	-0.537
50	46_Unbias	-0.143	0.349	-0.492
50	47_Unbias	-0.128	0.374	-0.502
50	Max	-0.122	0.890	0.447
50	Average	-0.141	0.316	-0.458
50	Min	-0.176	-0.596	-1.026
50	Std Dev	0.012	0.251	0.249



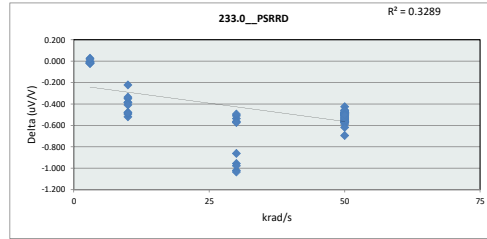
232.0_PSRRC				
Test Site	Junkins Lab			
Tester	ETS3			
Test Number	EF799100			
Max Limit	1	uV/V	uV/V	uV/V
Min Limit	-1	uV/V	uV/V	uV/V
krad/s	3	10	30	50
LL	-1.000	-1.000	-1.000	-1.000
Min	-0.170	0.085	0.376	-0.596
Average	-0.131	0.272	0.631	0.356
Max	-0.105	0.394	0.890	0.440
UL	1.000	1.000	1.000	1.000



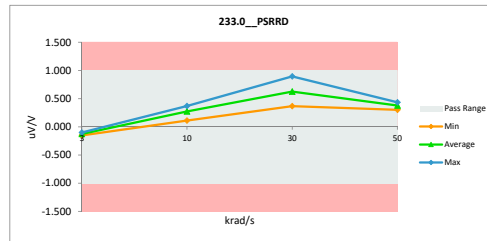
TID LDR/RLAT Report
5962L1620901V9A

233.0_PSRRD			
Test Site	Junkins Lab	Junkins Lab	
Tester	ETS3	ETS3	
Test Number	EF799100	EF799100	
Unit	uV/V	uV/V	
Max Limit	1	1	
Min Limit	-1	-1	

krad/s	Serial #	PreRad	PostRad	Delta
3	48_Bias	-0.149	-0.133	-0.016
3	49_Bias	-0.136	-0.131	-0.005
3	50_Bias	-0.153	-0.134	-0.019
3	51_Bias	-0.121	-0.118	-0.003
3	52_Bias	-0.110	-0.102	-0.008
3	53_Unbias	-0.148	-0.129	-0.019
3	54_Unbias	-0.129	-0.108	-0.021
3	55_Unbias	-0.116	-0.100	-0.016
3	56_Unbias	-0.122	-0.149	0.027
3	57_Unbias	-0.132	-0.152	0.020
10	481_Bias	-0.149	0.234	-0.383
10	491_Bias	-0.136	0.213	-0.349
10	501_Bias	-0.153	0.233	-0.386
10	511_Bias	-0.121	0.215	-0.336
10	521_Bias	-0.110	0.112	-0.222
10	531_Unbias	-0.148	0.371	-0.519
10	541_Unbias	-0.129	0.365	-0.494
10	551_Unbias	-0.116	0.362	-0.478
10	561_Unbias	-0.128	0.281	-0.409
10	571_Unbias	-0.132	0.351	-0.483
30	58_Bias	-0.128	0.408	-0.536
30	59_Bias	-0.124	0.387	-0.511
30	60_Bias	-0.128	0.366	-0.494
30	61_Bias	-0.136	0.426	-0.562
30	62_Bias	-0.128	0.445	-0.573
30	63_Unbias	-0.120	0.835	-0.955
30	64_Unbias	-0.124	0.896	-1.020
30	65_Unbias	-0.111	0.750	-0.861
30	66	-0.141	0.894	-1.035
30	67_Unbias	-0.123	0.854	-0.977
50	1_Bias	-0.128	0.417	-0.545
50	2_Bias	-0.132	0.399	-0.531
50	3_Bias	-0.133	0.378	-0.511
50	4_Bias	-0.123	0.302	-0.425
50	5_Bias	-0.138	0.429	-0.567
50	6_Bias	-0.133	0.431	-0.564
50	7_Bias	-0.130	0.426	-0.556
50	10_Bias	-0.147	0.422	-0.569
50	11_Bias	-0.124	0.350	-0.474
50	12_Bias	-0.127	0.331	-0.458
50	13_Bias	-0.149	0.422	-0.571
50	14_Bias	-0.335	0.359	-0.694
50	15_Bias	-0.138	0.430	-0.568
50	16_Bias	-0.124	0.368	-0.492
50	17_Bias	-0.138	0.342	-0.480
50	18_Bias	-0.138	0.422	-0.560
50	20_Bias	-0.132	0.351	-0.483
50	21_Bias	-0.123	0.359	-0.482
50	22_Bias	-0.165	0.422	-0.587
50	23_Unbias	-0.139	0.341	-0.480
50	24_Unbias	-0.123	0.357	-0.480
50	25_Unbias	-0.119	0.372	-0.491
50	26_Unbias	-0.125	0.360	-0.485
50	27_Unbias	-0.139	0.397	-0.536
50	28_Unbias	-0.141	0.402	-0.543
50	29_Unbias	-0.145	0.411	-0.486
50	30_Unbias	-0.132	0.353	-0.485
50	31_Unbias	-0.113	0.387	-0.500
50	32_Unbias	-0.140	0.338	-0.478
50	33_Unbias	-0.124	0.372	-0.496
50	34_Unbias	-0.131	0.353	-0.484
50	35_Unbias	-0.135	0.387	-0.522
50	36_Unbias	-0.134	0.372	-0.506
50	37_Unbias	-0.144	0.372	-0.516
50	38_Unbias	-0.130	0.353	-0.483
50	39_Unbias	-0.121	0.356	-0.477
50	40_Unbias	-0.121	0.338	-0.459
50	41_Unbias	-0.122	0.372	-0.494
50	42_Unbias	-0.134	0.372	-0.506
50	43_Unbias	-0.129	0.436	-0.565
50	44_Unbias	-0.147	0.353	-0.500
50	45_Unbias	-0.129	0.398	-0.527
50	46_Unbias	-0.130	0.372	-0.502
50	47_Unbias	-0.182	0.436	-0.618
50	Max	-0.110	0.896	0.027
50	Average	-0.135	0.330	-0.465
50	Min	-0.335	-0.152	-1.035
50	Std Dev	0.027	0.225	0.227



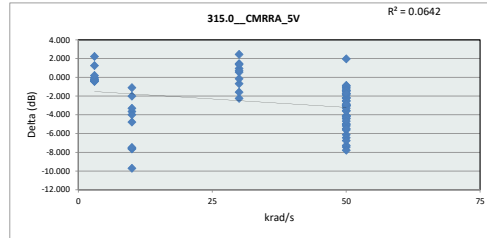
233.0_PSRRD				
Test Site	Junkins Lab			
Tester	ETS3			
Test Number	EF799100			
Max Limit	1	uV/V		
Min Limit	-1	uV/V		
krad/s	3	10	30	50
LL	-1.000	-1.000	-1.000	-1.000
Min	-0.152	0.112	0.366	0.302
Average	-0.126	0.274	0.626	0.378
Max	-0.100	0.371	0.896	0.436
UL	1.000	1.000	1.000	1.000



TID LDR/RLAT Report
5962L1620901V9A

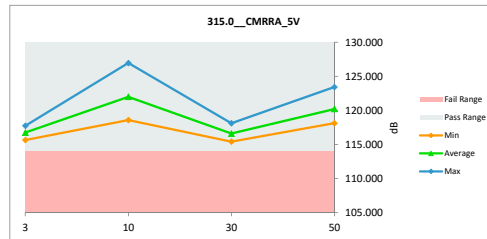
315.0_CMRRRA_5V			
Test Site	Junkins Lab		Junkins Lab
Tester	ETS3		ETS3
Test Number	EF799100		EF799100
Unit	dB		dB
Max Limit	114		114
Min Limit	114		114

krad/s	Serial #	PreRad	PostRad	Delta
3	48_Bias	117.177	117.628	-0.451
3	49_Bias	115.391	115.650	-0.259
3	50_Bias	117.788	116.542	1.246
3	51_Bias	116.182	116.618	-0.436
3	52_Bias	115.656	115.730	-0.074
3	53_Unbias	116.346	116.701	-0.355
3	54_Unbias	117.477	117.741	-0.264
3	55_Unbias	117.387	117.445	-0.058
3	56_Unbias	117.883	115.666	2.217
3	57_Unbias	117.903	117.728	0.176
10	481_Bias	117.177	124.828	-7.651
10	491_Bias	115.391	122.977	-7.586
10	501_Bias	117.788	121.439	-3.651
10	511_Bias	116.182	120.186	-4.004
10	521_Bias	115.656	123.159	-7.503
10	531_Unbias	116.346	119.668	-3.322
10	541_Unbias	117.477	118.585	-1.108
10	551_Unbias	117.387	119.409	-2.022
10	561_Unbias	117.228	126.953	-9.725
10	571_Unbias	117.903	122.694	-4.791
30	58_Bias	115.858	118.115	-2.257
30	59_Bias	118.786	117.847	0.939
30	60_Bias	117.071	117.755	-0.684
30	61_Bias	117.621	117.088	0.533
30	62_Bias	115.280	116.877	-1.597
30	63_Unbias	116.583	115.888	0.695
30	64_Unbias	118.209	115.775	2.434
30	65_Unbias	117.304	115.851	1.453
30	66	115.269	115.426	-0.157
30	67_Unbias	116.773	115.416	1.357
50	1_Bias	117.228	120.196	-2.968
50	2_Bias	115.783	120.976	-5.193
50	3_Bias	116.554	121.525	-4.971
50	4_Bias	115.671	121.807	-6.136
50	5_Bias	116.461	121.510	-5.049
50	6_Bias	115.820	119.997	-4.177
50	7_Bias	117.910	121.476	-3.566
50	10_Bias	115.983	123.436	-7.453
50	11_Bias	116.110	123.383	-7.273
50	12_Bias	117.788	121.892	-4.104
50	13_Bias	115.640	123.436	-7.796
50	14_Bias	117.071	121.189	-4.118
50	15_Bias	116.665	123.119	-6.454
50	16_Bias	115.124	120.746	-5.622
50	17_Bias	117.897	122.319	-4.422
50	18_Bias	116.665	123.436	-6.771
50	20_Bias	116.397	120.542	-4.145
50	21_Bias	115.708	121.189	-5.481
50	22_Bias	116.289	120.644	-4.355
50	23_Unbias	117.835	120.327	-2.492
50	24_Unbias	117.582	120.644	-3.062
50	25_Unbias	116.607	118.818	-2.211
50	26_Unbias	117.761	118.634	-0.873
50	27_Unbias	116.612	118.818	-2.206
50	28_Unbias	117.575	118.678	-1.103
50	29_Unbias	116.731	120.327	-3.596
50	30_Unbias	116.930	119.896	-2.966
50	31_Unbias	120.446	118.491	1.955
50	32_Unbias	118.167	120.368	-2.201
50	33_Unbias	115.837	118.818	-2.981
50	34_Unbias	116.755	119.302	-2.547
50	35_Unbias	117.016	118.491	-1.475
50	36_Unbias	115.315	118.372	-3.057
50	37_Unbias	117.432	118.372	-0.940
50	38_Unbias	117.530	119.302	-1.772
50	39_Unbias	115.671	118.976	-3.305
50	40_Unbias	115.682	120.368	-4.686
50	41_Unbias	117.127	118.372	-1.245
50	42_Unbias	116.467	118.372	-1.905
50	43_Unbias	116.403	118.126	-1.723
50	44_Unbias	116.444	119.302	-2.858
50	45_Unbias	117.146	118.588	-1.442
50	46_Unbias	116.954	118.372	-1.418
50	47_Unbias	116.409	118.326	-1.917
50	Max	120.446	126.953	2.434
50	Average	116.806	119.493	-2.686
50	Min	115.124	115.416	-9.725
50	Std Dev	0.964	2.455	2.707



315.0_CMRRRA_5V			
Test Site	Junkins Lab		Junkins Lab
Tester	ETS3		ETS3
Test Number	EF799100		EF799100
Max Limit	dB		dB
Min Limit	114		114

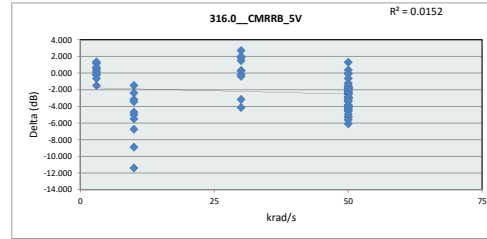
krad/s	3	10	30	50
LL	114.000	114.000	114.000	114.000
Min	115.650	118.585	115.416	118.126
Average	116.745	121.990	116.604	120.206
Max	117.741	126.953	118.115	123.436
UL				



TID LDR/RLAT Report
5962L1620901V9A

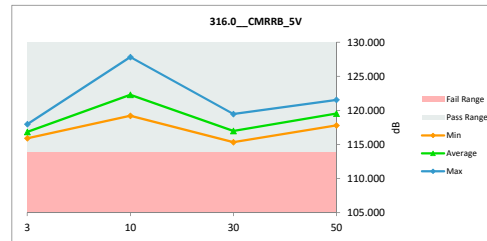
316.0_CMRRB_5V			
Test Site	Junkins Lab		Junkins Lab
Tester	ETS3		ETS3
Test Number	EF799100		EF799100
Unit	dB		dB
Max Limit			
Min Limit	114	114	

krad/s	Serial #	PreRad	PostRad	Delta
3	48_Bias	117.589	116.449	1.139
3	49_Bias	118.504	117.972	0.532
3	50_Bias	117.034	116.791	0.243
3	51_Bias	116.689	115.988	0.701
3	52_Bias	117.171	117.374	-0.203
3	53_Unbias	117.721	116.375	1.347
3	54_Unbias	117.102	117.071	0.031
3	55_Unbias	115.682	115.907	-0.225
3	56_Unbias	116.221	117.721	-1.500
3	57_Unbias	116.054	116.719	-0.665
10	481_Bias	117.589	123.089	-5.500
10	491_Bias	118.504	121.682	-3.178
10	501_Bias	117.034	120.465	-3.431
10	511_Bias	116.689	123.427	-6.738
10	521_Bias	117.171	121.872	-4.701
10	531_Unbias	117.721	119.213	-1.492
10	541_Unbias	117.102	119.489	-2.387
10	551_Unbias	115.682	120.672	-4.990
10	561_Unbias	116.426	127.825	-11.399
10	571_Unbias	116.054	124.959	-8.905
30	58_Bias	118.090	117.790	0.300
30	59_Bias	115.417	118.597	-3.180
30	60_Bias	115.335	119.464	-4.129
30	61_Bias	117.910	117.643	0.267
30	62_Bias	117.721	117.903	-0.182
30	63_Unbias	117.171	115.337	1.834
30	64_Unbias	115.561	115.957	-0.396
30	65_Unbias	117.438	115.946	1.492
30	66	118.034	115.337	2.697
30	67_Unbias	117.789	115.789	1.999
50	1_Bias	116.426	120.257	-3.831
50	2_Bias	115.144	119.486	-4.342
50	3_Bias	116.210	121.513	-5.303
50	4_Bias	116.278	121.541	-5.263
50	5_Bias	117.951	121.029	-3.078
50	6_Bias	117.165	118.911	-1.746
50	7_Bias	115.478	120.068	-4.590
50	10_Bias	116.542	120.462	-3.920
50	11_Bias	118.125	120.643	-2.518
50	12_Bias	116.438	119.416	-2.978
50	13_Bias	118.041	120.462	-2.421
50	14_Bias	117.674	119.819	-2.145
50	15_Bias	118.181	117.801	0.380
50	16_Bias	117.829	117.926	-0.097
50	17_Bias	115.386	121.478	-6.092
50	18_Bias	118.181	120.462	-2.281
50	20_Bias	116.255	120.164	-3.909
50	21_Bias	118.041	119.819	-1.778
50	22_Bias	115.254	120.867	-5.613
50	23_Unbias	116.076	120.527	-4.451
50	24_Unbias	115.967	120.064	-4.097
50	25_Unbias	117.748	119.242	-1.494
50	26_Unbias	115.566	118.981	-3.415
50	27_Unbias	115.229	118.054	-2.825
50	28_Unbias	116.797	118.501	-1.704
50	29_Unbias	117.562	120.527	-2.965
50	30_Unbias	116.438	118.243	-1.805
50	31_Unbias	116.461	118.611	-2.150
50	32_Unbias	116.779	118.549	-1.770
50	33_Unbias	118.027	119.242	-1.215
50	34_Unbias	116.530	120.723	-4.193
50	35_Unbias	116.267	118.611	-2.344
50	36_Unbias	117.910	118.554	-0.644
50	37_Unbias	115.530	118.554	-3.024
50	38_Unbias	115.762	120.723	-4.961
50	39_Unbias	119.148	119.152	-0.004
50	40_Unbias	119.845	118.549	1.296
50	41_Unbias	115.608	118.554	-2.946
50	42_Unbias	116.671	118.554	-1.883
50	43_Unbias	116.695	118.592	-1.897
50	44_Unbias	117.406	120.723	-3.317
50	45_Unbias	116.233	118.248	-2.015
50	46_Unbias	116.930	118.554	-1.624
50	47_Unbias	116.088	118.592	-2.504
50	Max	119.845	127.825	2.697
50	Average	116.893	119.191	-2.299
50	Min	115.144	115.337	-11.399
50	Std Dev	1.030	2.167	2.509



316.0_CMRRB_5V			
Test Site	Junkins Lab		Junkins Lab
Tester	ETS3		ETS3
Test Number	EF799100		EF799100
Max Limit	dB		dB
Min Limit	114	dB	

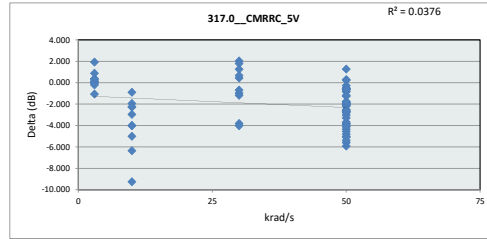
krad/s	3	10	30	50
LL	114.000	114.000	114.000	114.000
Min	115.907	119.213	115.337	117.801
Average	116.837	122.269	116.976	119.531
Max	117.972	127.825	119.464	121.541
UL				



TID LDR/RLAT Report
5962L1620901V9A

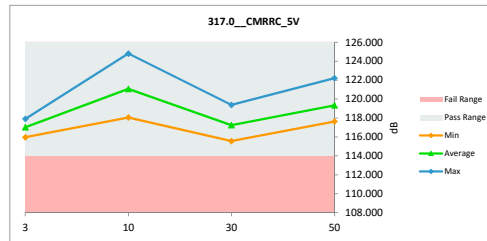
317.0_CMRRRC_5V			
Test Site	Junkins Lab		Junkins Lab
Tester	ETS3		ETS3
Test Number	EF799100		EF799100
Unit	dB		dB
Max Limit	114		114
Min Limit	114		114

krad/s	Serial #	PreRad	PostRad	Delta
3	48_Bias	116.737	117.808	-1.072
3	49_Bias	118.223	117.361	0.862
3	50_Bias	117.240	117.316	-0.076
3	51_Bias	119.070	117.152	1.918
3	52_Bias	117.951	117.897	0.055
3	53_Unbias	117.152	116.833	0.319
3	54_Unbias	116.785	116.725	0.060
3	55_Unbias	116.589	116.444	0.145
3	56_Unbias	116.467	116.689	-0.223
3	57_Unbias	116.352	115.969	0.383
10	481_Bias	116.737	123.104	-6.367
10	491_Bias	118.223	120.495	-2.272
10	501_Bias	117.240	121.258	-4.018
10	511_Bias	119.070	121.029	-1.959
10	521_Bias	117.951	121.967	-4.016
10	531_Unbias	117.152	118.058	-0.906
10	541_Unbias	116.785	119.067	-2.282
10	551_Unbias	116.589	119.558	-2.969
10	561_Unbias	115.556	124.809	-9.253
10	571_Unbias	116.352	121.360	-5.008
30	58_Bias	117.931	119.122	-1.191
30	59_Bias	115.555	119.381	-3.826
30	60_Bias	115.179	119.209	-4.030
30	61_Bias	116.997	117.984	-0.987
30	62_Bias	117.247	117.951	-0.704
30	63_Unbias	116.088	115.666	0.422
30	64_Unbias	116.571	115.907	0.664
30	65_Unbias	117.842	115.818	2.024
30	66	117.342	115.560	1.782
30	67_Unbias	117.028	115.293	1.735
50	1_Bias	115.556	120.105	-4.549
50	2_Bias	117.228	121.345	-4.117
50	3_Bias	116.689	120.565	-3.876
50	4_Bias	117.028	121.841	-4.813
50	5_Bias	117.661	119.633	-1.972
50	6_Bias	116.905	118.772	-1.867
50	7_Bias	115.184	120.215	-5.031
50	10_Bias	117.979	118.482	-0.503
50	11_Bias	118.387	122.212	-3.825
50	12_Bias	116.671	119.375	-2.704
50	13_Bias	119.735	118.482	1.253
50	14_Bias	117.924	120.061	-2.137
50	15_Bias	116.461	118.651	-2.190
50	16_Bias	118.366	118.928	-0.562
50	17_Bias	115.853	121.775	-5.922
50	18_Bias	116.461	118.482	-2.021
50	20_Bias	116.409	122.006	-5.597
50	21_Bias	118.013	120.061	-2.048
50	22_Bias	116.773	121.864	-5.091
50	23_Unbias	115.810	121.202	-5.392
50	24_Unbias	115.794	120.130	-4.336
50	25_Unbias	117.641	118.225	-0.584
50	26_Unbias	115.629	118.367	-2.738
50	27_Unbias	116.165	117.927	-1.762
50	28_Unbias	116.149	118.955	-2.806
50	29_Unbias	117.516	121.202	-3.686
50	30_Unbias	117.355	118.144	-0.789
50	31_Unbias	116.513	119.031	-2.518
50	32_Unbias	115.956	118.978	-3.022
50	33_Unbias	117.374	118.225	-0.851
50	34_Unbias	115.939	119.244	-3.305
50	35_Unbias	116.397	119.031	-2.634
50	36_Unbias	117.897	117.627	0.270
50	37_Unbias	116.357	117.627	-1.270
50	38_Unbias	115.164	119.244	-4.080
50	39_Unbias	117.938	117.709	0.229
50	40_Unbias	118.696	118.978	-0.282
50	41_Unbias	115.682	117.627	-1.945
50	42_Unbias	117.040	117.627	-0.587
50	43_Unbias	117.543	118.731	-1.188
50	44_Unbias	118.688	119.244	-0.556
50	45_Unbias	116.767	118.565	-1.798
50	46_Unbias	116.973	117.627	-0.654
50	47_Unbias	116.010	118.231	-2.221
50	Max	119.735	124.809	2.024
50	Average	116.977	118.975	-1.998
50	Min	115.164	115.560	-9.253
50	Std Dev	0.994	1.884	2.202



317.0_CMRRRC_5V			
Test Site	Junkins Lab		Junkins Lab
Tester	ETS3		ETS3
Test Number	EF799100		EF799100
Max Limit	dB		dB
Min Limit	114		114

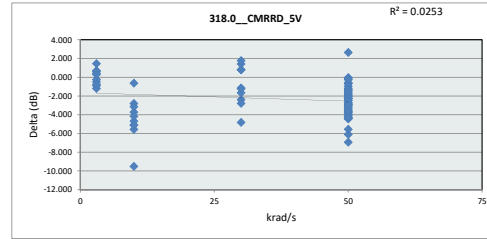
krad/s	3	10	30	50
LL	114.000	114.000	114.000	114.000
Min	115.969	118.058	115.560	117.627
Average	117.019	121.071	117.239	119.338
Max	117.897	124.809	119.381	122.212
UL				



TID LDR/RLAT Report
5962L1620901V9A

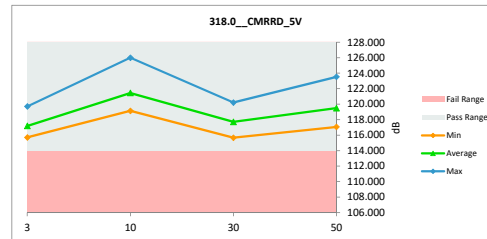
318.0_CMRRD_5V		
Test Site	Junkins Lab	Junkins Lab
Tester	ETS3	ETS3
Test Number	EF799100	EF799100
Unit	dB	dB
Max Limit		
Min Limit	114	114

krad/s	Serial #	PreRad	PostRad	Delta
3	48_Bias	117.342	116.905	0.437
3	49_Bias	116.346	115.708	0.638
3	50_Bias	116.875	117.788	-0.913
3	51_Bias	117.278	116.577	0.701
3	52_Bias	116.221	116.707	-0.486
3	53_Unbias	116.525	116.767	-0.242
3	54_Unbias	116.654	116.375	0.279
3	55_Unbias	118.511	119.710	-1.199
3	56_Unbias	118.259	116.812	1.447
3	57_Unbias	117.788	118.533	-0.745
10	481_Bias	117.342	121.075	-3.733
10	491_Bias	116.346	121.917	-5.571
10	501_Bias	116.875	121.961	-5.086
10	511_Bias	117.278	121.954	-4.676
10	521_Bias	116.221	121.333	-5.112
10	531_Unbias	116.525	119.328	-2.803
10	541_Unbias	116.654	119.800	-3.146
10	551_Unbias	118.511	119.141	-0.630
10	561_Unbias	116.501	126.006	-9.505
10	571_Unbias	117.788	121.960	-4.172
30	58_Bias	115.391	120.216	-4.825
30	59_Bias	117.986	119.221	-1.235
30	60_Bias	116.851	118.514	-1.663
30	61_Bias	117.986	119.136	-1.150
30	62_Bias	116.490	118.890	-2.400
30	63_Unbias	116.548	115.770	0.778
30	64_Unbias	117.329	115.923	1.406
30	65_Unbias	116.749	115.927	0.822
30	66_Unbias	115.159	117.939	-2.780
30	67_Unbias	117.438	115.670	1.768
50	1_Bias	116.501	118.585	-2.084
50	2_Bias	116.193	119.385	-3.192
50	3_Bias	117.009	120.802	-3.793
50	4_Bias	116.601	123.532	-6.931
50	5_Bias	115.661	119.910	-4.249
50	6_Bias	116.032	118.304	-2.272
50	7_Bias	118.482	119.896	-1.414
50	10_Bias	115.677	121.231	-5.554
50	11_Bias	116.500	120.013	-3.483
50	12_Bias	116.689	120.763	-4.074
50	13_Bias	115.124	121.231	-6.107
50	14_Bias	117.380	120.387	-3.007
50	15_Bias	116.785	120.415	-3.630
50	16_Bias	115.169	119.539	-4.370
50	17_Bias	117.140	120.866	-3.726
50	18_Bias	116.785	121.231	-4.446
50	20_Bias	116.749	120.703	-3.954
50	21_Bias	116.060	120.387	-4.327
50	22_Bias	117.400	120.703	-3.303
50	23_Unbias	118.323	120.293	-1.970
50	24_Unbias	117.958	118.914	-0.956
50	25_Unbias	116.695	118.522	-1.827
50	26_Unbias	118.316	118.476	-0.160
50	27_Unbias	117.034	120.648	-3.614
50	28_Unbias	117.003	119.295	-2.292
50	29_Unbias	117.329	120.293	-2.964
50	30_Unbias	117.266	119.961	-2.695
50	31_Unbias	119.710	117.065	2.645
50	32_Unbias	118.651	119.961	-1.310
50	33_Unbias	115.656	118.522	-2.866
50	34_Unbias	116.432	118.901	-2.469
50	35_Unbias	117.028	117.065	-0.037
50	36_Unbias	115.582	118.331	-2.749
50	37_Unbias	117.648	118.331	-0.683
50	38_Unbias	118.294	118.901	-0.607
50	39_Unbias	116.335	117.526	-1.191
50	40_Unbias	115.650	119.961	-4.311
50	41_Unbias	117.688	118.331	-0.643
50	42_Unbias	116.149	118.331	-2.182
50	43_Unbias	116.323	118.788	-2.465
50	44_Unbias	115.853	118.901	-3.048
50	45_Unbias	117.121	117.379	-0.258
50	46_Unbias	116.642	118.331	-1.689
50	47_Unbias	117.215	118.788	-1.573
50	Max	119.710	126.006	2.645
50	Average	116.914	119.206	-2.292
50	Min	115.124	115.670	-9.505
50	Std Dev	0.920	1.905	2.190



318.0_CMRRD_5V		
Test Site	Junkins Lab	Junkins Lab
Tester	ETS3	ETS3
Test Number	EF799100	EF799100
Max Limit		
Min Limit	114	

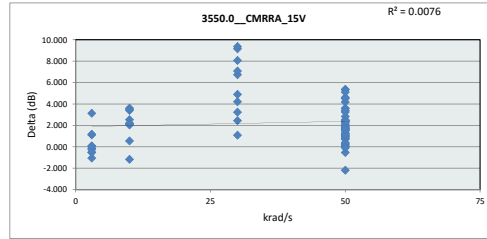
krad/s	3	10	30	50
LL	114.000	114.000	114.000	114.000
Min	115.708	119.141	115.670	117.065
Average	117.188	121.448	117.721	119.493
Max	119.710	126.006	120.216	123.532
UL				



TID LDR/RLAT Report
5962L1620901V9A

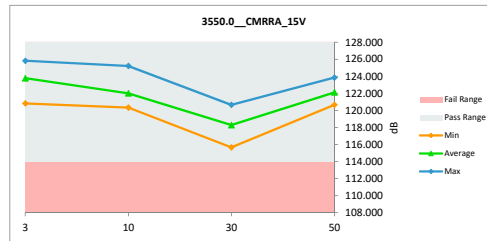
3550.0_CMRRRA_15V		
Test Site	Junkins Lab	Junkins Lab
Tester	ETS3	ETS3
Test Number	EF799100	EF799100
Unit	dB	dB
Max Limit		
Min Limit	114	114

krad/s	Serial #	PreRad	PostRad	Delta
3	48_Bias	123.742	124.792	-1.050
3	49_Bias	122.487	122.604	-0.116
3	50_Bias	124.027	122.914	1.113
3	51_Bias	123.890	123.809	0.081
3	52_Bias	122.829	123.337	-0.508
3	53_Unbias	123.755	123.999	-0.244
3	54_Unbias	125.067	125.005	0.062
3	55_Unbias	125.320	125.832	-0.512
3	56_Unbias	123.958	120.829	3.129
3	57_Unbias	125.900	124.716	1.183
10	481_Bias	123.742	120.344	3.398
10	491_Bias	122.487	121.935	0.552
10	501_Bias	124.027	121.986	2.041
10	511_Bias	123.890	121.351	2.539
10	521_Bias	122.829	120.633	2.196
10	531_Unbias	123.755	121.620	2.135
10	541_Unbias	125.067	121.457	3.610
10	551_Unbias	125.320	121.803	3.517
10	561_Unbias	124.055	125.216	-1.161
10	571_Unbias	125.900	123.702	2.198
30	58_Bias	121.681	120.586	1.095
30	59_Bias	126.955	120.224	6.731
30	60_Bias	123.098	120.653	2.445
30	61_Bias	123.958	119.746	4.212
30	62_Bias	122.829	119.586	3.243
30	63_Unbias	123.517	116.439	7.078
30	64_Unbias	124.807	115.658	9.149
30	65_Unbias	125.036	116.971	8.065
30	66	121.618	116.715	4.903
30	67_Unbias	125.927	116.233	9.364
50	1_Bias	124.055	122.548	1.507
50	2_Bias	124.138	122.851	1.287
50	3_Bias	125.256	121.999	3.257
50	4_Bias	124.990	122.511	2.479
50	5_Bias	123.596	122.765	0.831
50	6_Bias	123.061	122.340	0.721
50	7_Bias	124.852	122.616	2.236
50	10_Bias	124.027	123.659	0.368
50	11_Bias	123.123	123.648	-0.525
50	12_Bias	123.755	122.495	1.260
50	13_Bias	121.483	123.659	-2.176
50	14_Bias	123.544	122.513	1.031
50	15_Bias	123.876	122.882	0.994
50	16_Bias	122.169	122.064	0.105
50	17_Bias	125.465	123.121	2.344
50	18_Bias	123.876	123.659	0.217
50	20_Bias	124.746	123.110	1.636
50	21_Bias	122.522	122.513	0.009
50	22_Bias	124.222	123.859	0.363
50	23_Unbias	126.003	123.163	2.840
50	24_Unbias	125.798	123.286	2.512
50	25_Unbias	123.160	121.429	1.731
50	26_Unbias	125.781	121.167	4.614
50	27_Unbias	125.036	123.163	1.873
50	28_Unbias	122.805	121.275	1.530
50	29_Unbias	125.099	123.163	1.936
50	30_Unbias	123.649	121.594	2.055
50	31_Unbias	124.898	121.319	3.579
50	32_Unbias	127.092	121.724	5.368
50	33_Unbias	122.214	121.429	0.785
50	34_Unbias	122.890	121.890	1.000
50	35_Unbias	123.742	121.319	2.423
50	36_Unbias	122.350	120.656	1.694
50	37_Unbias	126.003	120.656	5.347
50	38_Unbias	126.073	121.890	4.183
50	39_Unbias	122.350	121.216	1.134
50	40_Unbias	121.639	121.724	-0.085
50	41_Unbias	125.764	120.656	5.108
50	42_Unbias	125.161	120.656	4.505
50	43_Unbias	122.829	121.045	1.784
50	44_Unbias	123.504	121.890	1.614
50	45_Unbias	123.223	120.853	2.370
50	46_Unbias	124.251	120.656	3.595
50	47_Unbias	124.437	121.045	3.392
50	Max	127.092	125.832	9.364
50	Average	124.049	121.816	2.234
50	Min	121.483	115.658	-2.176
50	Std Dev	1.298	1.975	2.275



3550.0_CMRRRA_15V		
Test Site	Junkins Lab	Junkins Lab
Tester	ETS3	ETS3
Test Number	EF799100	EF799100
Max Limit		
Min Limit	114	

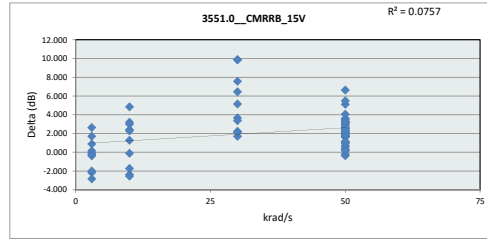
krad/s	3	10	30	50
LL	114.000	114.000	114.000	114.000
Min	120.829	120.344	115.658	120.656
Average	123.784	122.005	118.281	122.129
Max	125.832	125.216	120.653	123.859
UL				



TID LDR/RLAT Report
5962L1620901V9A

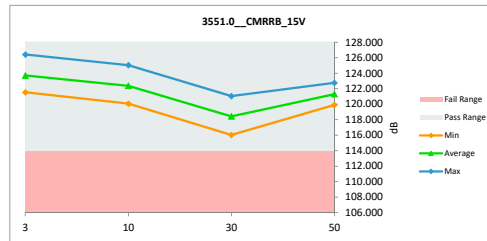
3551.0_CMRRB_15V			
Test Site	Junkins Lab		Junkins Lab
Tester	ETS3		ETS3
Test Number	EF799100		EF799100
Unit	dB		dB
Max Limit	114		114
Min Limit	114		114

krad/s	Serial #	PreRad	PostRad	Delta
3	48_Bias	123.324	123.388	-0.064
3	49_Bias	124.898	124.761	0.136
3	50_Bias	124.351	123.466	0.885
3	51_Bias	123.236	121.535	1.701
3	52_Bias	123.479	123.863	-0.384
3	53_Unbias	123.890	126.073	-2.183
3	54_Unbias	125.304	122.662	2.642
3	55_Unbias	120.877	122.890	-2.013
3	56_Unbias	123.570	126.411	-2.842
3	57_Unbias	121.873	122.081	-0.207
10	481_Bias	123.324	120.128	3.196
10	491_Bias	124.898	120.069	4.829
10	501_Bias	124.351	121.954	2.397
10	511_Bias	123.236	121.969	1.267
10	521_Bias	123.479	123.596	-0.118
10	531_Unbias	123.890	121.610	2.280
10	541_Unbias	125.304	122.307	2.997
10	551_Unbias	120.877	122.616	-1.739
10	561_Unbias	122.662	125.045	-2.383
10	571_Unbias	121.873	124.426	-2.553
30	58_Bias	124.466	120.803	3.663
30	59_Bias	123.173	121.039	2.134
30	60_Bias	122.092	120.391	1.701
30	61_Bias	122.817	120.591	2.226
30	62_Bias	123.531	120.167	3.364
30	63_Unbias	125.883	116.022	9.861
30	64_Unbias	123.999	116.426	7.573
30	65_Unbias	122.464	116.027	6.437
30	66_Unbias	125.986	116.112	9.874
30	67_Unbias	121.852	116.706	5.146
50	1_Bias	122.662	120.981	1.681
50	2_Bias	124.898	121.379	3.519
50	3_Bias	123.123	121.497	1.626
50	4_Bias	122.487	122.033	0.454
50	5_Bias	124.336	121.110	3.226
50	6_Bias	123.863	121.207	2.656
50	7_Bias	122.902	121.205	1.697
50	10_Bias	125.067	121.967	3.100
50	11_Bias	123.596	122.610	0.986
50	12_Bias	123.427	121.374	2.053
50	13_Bias	125.580	121.967	3.613
50	14_Bias	124.822	121.691	3.131
50	15_Bias	124.322	121.020	3.302
50	16_Bias	124.152	120.861	3.291
50	17_Bias	122.236	122.606	-0.370
50	18_Bias	124.322	121.967	2.355
50	20_Bias	123.012	122.759	0.253
50	21_Bias	124.944	121.691	3.253
50	22_Bias	123.286	122.582	0.704
50	23_Unbias	123.742	122.100	1.642
50	24_Unbias	122.036	122.234	-0.198
50	25_Unbias	123.728	120.799	2.929
50	26_Unbias	123.440	120.615	2.825
50	27_Unbias	122.036	121.030	1.006
50	28_Unbias	123.583	121.071	2.512
50	29_Unbias	123.198	122.100	1.098
50	30_Unbias	124.716	120.665	4.051
50	31_Unbias	121.310	120.616	0.694
50	32_Unbias	121.453	121.270	0.183
50	33_Unbias	127.432	120.799	6.633
50	34_Unbias	122.841	121.690	1.151
50	35_Unbias	122.453	120.616	1.837
50	36_Unbias	123.931	120.699	3.232
50	37_Unbias	123.236	120.699	2.537
50	38_Unbias	121.895	121.690	0.205
50	39_Unbias	122.569	120.344	2.225
50	40_Unbias	126.375	121.270	5.105
50	41_Unbias	122.975	120.699	2.276
50	42_Unbias	126.178	120.699	5.479
50	43_Unbias	122.203	120.300	1.903
50	44_Unbias	122.686	121.690	0.996
50	45_Unbias	121.713	119.904	1.809
50	46_Unbias	122.817	120.699	2.118
50	47_Unbias	122.639	120.300	2.339
50	Max	127.432	126.411	9.874
50	Average	123.502	121.382	2.121
50	Min	120.877	116.022	-2.842
50	Std Dev	1.329	1.918	2.431



3551.0_CMRRB_15V			
Test Site	Junkins Lab		Junkins Lab
Tester	ETS3		ETS3
Test Number	EF799100		EF799100
Max Limit	dB		dB
Min Limit	114		114

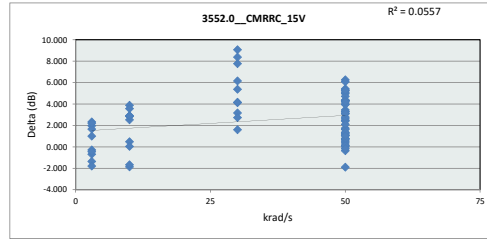
krad/s	3	10	30	50
LL	114.000	114.000	114.000	114.000
Min	121.535	120.069	116.022	119.904
Average	123.713	122.372	118.428	121.298
Max	126.411	125.045	121.039	122.759
UL				



TID LDR/RLAT Report
5962L1620901V9A

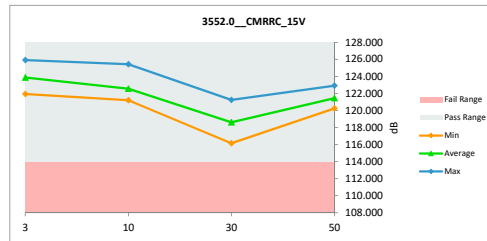
3552.0 CMRRC 15V		
Test Site	Junkins Lab	Junkins Lab
Tester	ETS3	ETS3
Test Number	EF799100	EF799100
Unit	dB	dB
Max Limit		
Min Limit	114	114

krad/s	Serial #	PreRad	PostRad	Delta
3	48_Bias	123.570	124.265	-0.695
3	49_Bias	125.352	123.375	1.977
3	50_Bias	124.251	121.927	2.323
3	51_Bias	124.746	123.086	1.661
3	52_Bias	124.761	125.052	-0.290
3	53_Unbias	124.554	125.917	-1.363
3	54_Unbias	124.251	122.036	2.214
3	55_Unbias	122.464	124.265	-1.801
3	56_Unbias	125.747	124.746	1.001
3	57_Unbias	123.609	124.055	-0.446
10	481_Bias	123.570	125.436	-1.866
10	491_Bias	125.352	121.467	3.885
10	501_Bias	124.251	121.729	2.522
10	511_Bias	124.746	121.892	2.854
10	521_Bias	124.761	121.197	3.564
10	531_Unbias	124.554	121.674	2.880
10	541_Unbias	124.251	121.343	2.908
10	551_Unbias	122.464	121.995	0.469
10	561_Unbias	123.544	125.221	-1.677
10	571_Unbias	123.609	123.573	0.036
30	58_Bias	125.401	121.238	4.163
30	59_Bias	123.999	120.835	3.164
30	60_Bias	123.890	121.152	2.738
30	61_Bias	122.147	120.544	1.603
30	62_Bias	124.166	120.052	4.114
30	63_Unbias	125.209	116.145	9.064
30	64_Unbias	122.453	116.297	6.156
30	65_Unbias	121.841	116.470	5.371
30	66	125.240	116.869	8.371
30	67_Unbias	124.208	116.450	7.758
50	1_Bias	123.544	121.795	1.749
50	2_Bias	122.281	121.912	0.369
50	3_Bias	123.123	122.056	1.067
50	4_Bias	124.807	122.374	2.433
50	5_Bias	124.776	121.324	3.452
50	6_Bias	125.036	120.710	4.326
50	7_Bias	125.547	121.558	3.989
50	10_Bias	126.859	121.554	5.305
50	11_Bias	123.086	122.544	0.542
50	12_Bias	122.805	121.511	1.294
50	13_Bias	126.521	121.554	4.967
50	14_Bias	125.663	122.359	3.304
50	15_Bias	124.166	121.737	2.429
50	16_Bias	126.375	121.271	5.104
50	17_Bias	122.926	122.918	0.008
50	18_Bias	124.166	121.554	2.612
50	20_Bias	122.545	122.380	0.165
50	21_Bias	125.449	122.359	3.090
50	22_Bias	123.427	122.752	0.675
50	23_Unbias	122.025	122.388	-0.363
50	24_Unbias	120.274	122.165	-1.891
50	25_Unbias	121.927	121.148	0.779
50	26_Unbias	126.936	120.674	6.262
50	27_Unbias	124.110	121.330	2.780
50	28_Unbias	125.021	120.685	4.336
50	29_Unbias	124.013	122.388	1.625
50	30_Unbias	124.687	120.732	3.955
50	31_Unbias	121.230	121.110	0.120
50	32_Unbias	123.596	121.490	2.106
50	33_Unbias	127.230	121.148	6.082
50	34_Unbias	122.710	121.622	1.088
50	35_Unbias	121.884	121.110	0.774
50	36_Unbias	125.883	120.463	5.420
50	37_Unbias	125.177	120.463	4.714
50	38_Unbias	121.463	121.622	-0.159
50	39_Unbias	123.972	120.708	3.264
50	40_Unbias	125.781	121.490	4.291
50	41_Unbias	124.837	120.463	4.374
50	42_Unbias	125.730	120.463	5.267
50	43_Unbias	122.114	120.907	1.207
50	44_Unbias	125.815	121.622	4.193
50	45_Unbias	121.608	120.248	1.360
50	46_Unbias	121.494	120.463	1.031
50	47_Unbias	124.013	120.907	3.106
Max		127.230	125.917	9.064
Average		124.049	121.545	2.503
Min		120.274	116.145	-1.891
Std Dev		1.500	1.882	2.402



3552.0_CMRRRC_15V		
Test Site	Junkins Lab	Junkins Lab
Tester	ETS3	ETS3
Test Number	EF799100	EF799100
Max Limit		
Min Limit	114	114

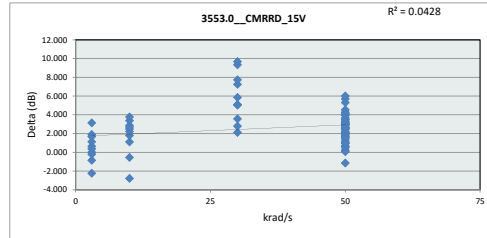
krad/s	3	10	30	50
LL	114.000	114.000	114.000	114.000
Min	121.927	121.197	116.145	120.248
Average	123.872	122.553	118.605	121.455
Max	125.917	125.436	121.238	122.918
UL				



TID LDR/RLAT Report
5962L1620901V9A

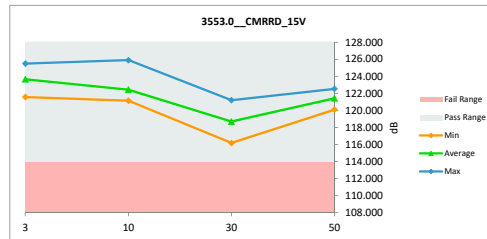
3553.0 CMRRD_15V		
Test Site	Junkins Lab	Junkins Lab
Tester	ETS3	ETS3
Test Number	EF799100	EF799100
Unit	dB	dB
Max Limit		
Min Limit	114	114

krad/s	Serial #	PreRad	PostRad	Delta
3	48_Bias	123.110	123.110	0.000
3	49_Bias	123.622	122.987	0.635
3	50_Bias	123.795	123.427	0.369
3	51_Bias	124.027	124.898	-0.871
3	52_Bias	124.672	122.781	1.890
3	53_Unbias	125.482	124.365	1.117
3	54_Unbias	122.902	125.146	-2.244
3	55_Unbias	124.524	122.865	1.659
3	56_Unbias	124.702	121.577	3.125
3	57_Unbias	125.288	125.498	-0.210
10	481_Bias	123.110	125.906	-2.796
10	491_Bias	123.622	121.148	2.474
10	501_Bias	123.795	121.591	2.204
10	511_Bias	124.027	121.168	2.859
10	521_Bias	124.672	121.311	3.361
10	531_Unbias	125.482	121.713	3.769
10	541_Unbias	122.902	121.798	1.104
10	551_Unbias	124.524	121.831	2.693
10	561_Unbias	123.890	124.443	-0.553
10	571_Unbias	125.288	123.508	1.780
30	58_Bias	122.902	120.798	2.104
30	59_Bias	126.125	121.032	5.093
30	60_Bias	124.761	121.202	3.559
30	61_Bias	125.384	120.367	5.017
30	62_Bias	122.853	120.069	2.784
30	63_Unbias	123.958	118.106	5.852
30	64_Unbias	126.003	116.685	9.318
30	65_Unbias	125.917	116.248	9.669
30	66	123.414	116.173	7.241
30	67_Unbias	123.972	116.253	7.719
50	1_Bias	123.890	121.236	2.654
50	2_Bias	123.049	121.293	1.756
50	3_Bias	124.510	121.996	2.514
50	4_Bias	122.734	122.221	0.513
50	5_Bias	123.324	121.242	2.082
50	6_Bias	122.293	121.096	1.197
50	7_Bias	123.531	121.525	2.006
50	10_Bias	122.259	122.035	0.224
50	11_Bias	122.817	122.150	0.667
50	12_Bias	124.208	121.369	2.839
50	13_Bias	120.886	122.035	-1.149
50	14_Bias	123.363	121.811	1.552
50	15_Bias	124.642	121.719	2.923
50	16_Bias	123.440	121.375	2.065
50	17_Bias	123.491	122.539	0.952
50	18_Bias	124.642	122.035	2.607
50	20_Bias	123.049	122.492	0.557
50	21_Bias	121.873	121.811	0.062
50	22_Bias	125.114	122.492	2.622
50	23_Unbias	125.900	122.381	3.519
50	24_Unbias	124.702	122.086	2.616
50	25_Unbias	126.161	120.862	5.299
50	26_Unbias	124.539	120.603	3.936
50	27_Unbias	124.898	120.870	4.028
50	28_Unbias	124.990	120.709	4.281
50	29_Unbias	124.265	122.381	1.884
50	30_Unbias	125.384	120.862	4.522
50	31_Unbias	126.503	120.809	5.694
50	32_Unbias	127.432	121.441	5.991
50	33_Unbias	123.110	120.862	2.248
50	34_Unbias	123.073	122.044	1.029
50	35_Unbias	124.944	120.809	4.135
50	36_Unbias	124.041	120.792	3.249
50	37_Unbias	123.986	120.792	3.194
50	38_Unbias	125.067	122.044	3.023
50	39_Unbias	123.098	120.626	2.472
50	40_Unbias	123.110	121.441	1.669
50	41_Unbias	124.222	120.792	3.430
50	42_Unbias	123.795	120.792	3.003
50	43_Unbias	121.993	120.556	1.437
50	44_Unbias	123.012	122.044	0.968
50	45_Unbias	123.755	120.097	3.658
50	46_Unbias	123.822	120.792	3.030
50	47_Unbias	123.160	120.556	2.604
50	Max	127.432	125.906	9.526
50	Average	124.065	121.493	2.571
50	Min	120.886	116.173	-2.796
50	Std Dev	1.184	1.796	2.259



3553.0_CMRRD_15V		
Test Site	Junkins Lab	
Tester	ETS3	
Test Number	EF799100	
Max Limit		dB
Min Limit	114	dB

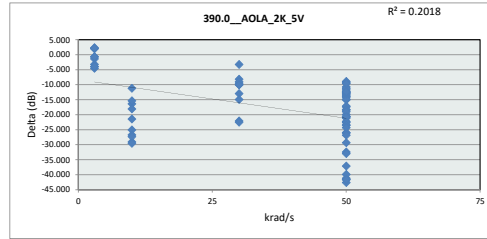
krad/s	3	10	30	50
LL	114.000	114.000	114.000	114.000
Min	121.577	121.148	116.173	120.097
Average	123.665	122.442	118.693	121.421
Max	125.498	125.906	121.202	122.539
UL				



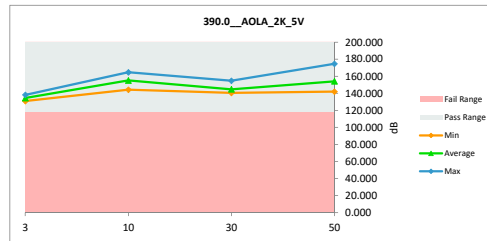
TID LDR/RLAT Report
5962L1620901V9A

390.0_AOLA_2K_5V		
Test Site	Junkins Lab	Junkins Lab
Tester	ETS3	ETS3
Test Number	EF799100	EF799100
Unit	dB	dB
Max Limit		
Min Limit	118	118

krad/s	Serial #	PreRad	PostRad	Delta
3	48_Bias	132.360	136.306	-3.947
3	49_Bias	130.286	133.473	-3.188
3	50_Bias	132.288	133.681	-1.393
3	51_Bias	133.073	137.589	-4.516
3	52_Bias	132.765	136.713	-3.947
3	53_Unbias	133.936	131.972	1.964
3	54_Unbias	133.473	134.111	-0.637
3	55_Unbias	137.393	138.132	-0.738
3	56_Unbias	134.067	131.734	2.333
3	57_Unbias	133.073	130.934	2.139
10	481_Bias	132.360	157.434	-25.074
10	491_Bias	130.286	159.361	-29.075
10	501_Bias	132.288	148.652	-16.364
10	511_Bias	133.073	144.296	-11.223
10	521_Bias	132.765	148.124	-15.359
10	531_Unbias	133.936	160.636	-26.700
10	541_Unbias	133.473	151.558	-18.085
10	551_Unbias	137.393	164.684	-27.291
10	561_Unbias	133.034	154.460	-21.426
10	571_Unbias	133.073	162.612	-29.539
30	58_Bias	131.535	153.640	-22.105
30	59_Bias	130.458	140.463	-10.005
30	60_Bias	132.111	141.621	-9.510
30	61_Bias	137.266	140.514	-3.248
30	62_Bias	132.288	154.800	-22.512
30	63_Unbias	133.514	141.684	-8.170
30	64_Unbias	128.519	141.502	-12.983
30	65_Unbias	133.152	148.101	-14.949
30	66	131.535	140.559	-9.024
30	67_Unbias	134.379	144.427	-10.048
50	1_Bias	133.034	150.412	-17.378
50	2_Bias	133.073	146.738	-13.665
50	3_Bias	133.765	150.899	-17.134
50	4_Bias	130.692	156.675	-25.983
50	5_Bias	135.090	147.763	-12.673
50	6_Bias	132.007	155.399	-23.392
50	7_Bias	132.616	151.003	-18.387
50	10_Bias	130.089	144.180	-14.091
50	11_Bias	131.057	143.686	-12.629
50	12_Bias	131.182	157.284	-26.102
50	13_Bias	132.432	144.180	-11.748
50	14_Bias	131.801	142.517	-10.716
50	15_Bias	135.289	149.305	-14.016
50	16_Bias	132.505	153.073	-20.568
50	17_Bias	134.563	147.715	-13.152
50	18_Bias	135.289	144.180	-8.891
50	20_Bias	131.341	152.471	-21.130
50	21_Bias	131.341	142.517	-11.176
50	22_Bias	137.458	152.471	-15.013
50	23_Unbias	132.076	174.693	-42.617
50	24_Unbias	132.995	147.830	-14.835
50	25_Unbias	131.903	144.865	-12.962
50	26_Unbias	133.681	151.951	-18.270
50	27_Unbias	133.514	174.693	-41.179
50	28_Unbias	133.979	146.238	-12.259
50	29_Unbias	133.073	174.693	-41.620
50	30_Unbias	135.546	144.865	-9.319
50	31_Unbias	134.846	154.778	-19.932
50	32_Unbias	130.604	163.011	-32.407
50	33_Unbias	132.505	144.865	-12.360
50	34_Unbias	129.924	169.807	-39.883
50	35_Unbias	127.937	154.778	-26.841
50	36_Unbias	133.112	155.342	-22.230
50	37_Unbias	134.657	155.342	-20.685
50	38_Unbias	128.134	169.807	-41.673
50	39_Unbias	132.468	142.064	-9.596
50	40_Unbias	133.681	163.011	-29.330
50	41_Unbias	136.363	155.342	-18.979
50	42_Unbias	134.657	155.342	-20.685
50	43_Unbias	134.289	156.910	-22.621
50	44_Unbias	132.690	169.807	-37.117
50	45_Unbias	133.893	166.836	-32.943
50	46_Unbias	131.801	155.342	-23.541
50	47_Unbias	132.616	156.910	-24.294
Max		137.458	174.693	2.333
Average		132.902	150.343	-17.441
Min		127.937	130.934	-42.617
Std Dev		1.951	10.605	10.931



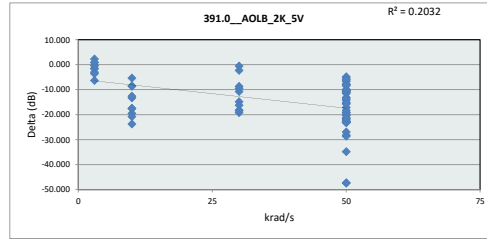
390.0_AOLA_2K_5V				
Test Site	Junkins Lab			
Tester	ETS3			
Test Number	EF799100			
Max Limit	dB			
Min Limit	118 dB			
krad/s	3	10	30	50
LL	118.000	118.000	118.000	118.000
Min	130.934	144.296	140.463	142.064
Average	134.464	155.182	144.731	154.127
Max	138.132	164.684	154.800	174.693
UL				



TID LDR/RLAT Report
5962L1620901V9A

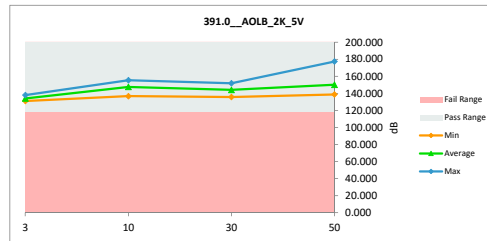
391.0_AOLB_2K_5V		
Test Site	Junkins Lab	Junkins Lab
Tester	ETS3	ETS3
Test Number	EF799100	EF799100
Unit	dB	dB
Max Limit		118
Min Limit	118	118

krad/s	Serial #	PreRad	PostRad	Delta
3	48_Bias	130.812	133.765	-2.953
3	49_Bias	129.630	131.057	-1.427
3	50_Bias	133.893	134.155	-0.262
3	51_Bias	131.667	137.993	-6.325
3	52_Bias	136.363	134.111	2.252
3	53_Unbias	131.470	133.112	-1.642
3	54_Unbias	134.244	133.392	0.852
3	55_Unbias	131.601	131.972	-0.371
3	56_Unbias	135.090	134.155	0.935
3	57_Unbias	133.979	137.589	-3.609
10	481_Bias	130.812	144.119	-13.307
10	491_Bias	129.630	149.096	-19.466
10	501_Bias	133.893	142.397	-8.504
10	511_Bias	131.667	155.409	-23.742
10	521_Bias	136.363	144.987	-8.624
10	531_Unbias	131.470	136.807	-5.337
10	541_Unbias	134.244	155.017	-20.773
10	551_Unbias	131.601	144.146	-12.545
10	561_Unbias	135.391	152.949	-17.558
10	571_Unbias	133.979	151.387	-17.408
30	58_Bias	131.026	145.863	-14.837
30	59_Bias	130.061	140.782	-10.721
30	60_Bias	131.568	150.739	-19.171
30	61_Bias	132.918	141.566	-8.648
30	62_Bias	133.681	151.860	-18.179
30	63_Unbias	137.523	138.050	-0.527
30	64_Unbias	130.089	148.432	-18.343
30	65_Unbias	131.601	141.093	-9.492
30	66	130.752	146.963	-16.211
30	67_Unbias	133.514	135.813	-2.299
50	1_Bias	135.391	158.002	-22.611
50	2_Bias	135.810	141.812	-6.002
50	3_Bias	135.239	140.495	-5.256
50	4_Bias	132.616	160.815	-28.199
50	5_Bias	131.903	158.806	-26.903
50	6_Bias	132.765	147.899	-15.134
50	7_Bias	132.111	142.324	-10.213
50	10_Bias	131.801	142.689	-10.888
50	11_Bias	130.812	152.080	-21.268
50	12_Bias	129.294	148.546	-19.252
50	13_Bias	132.432	142.689	-10.257
50	14_Bias	132.616	155.201	-22.585
50	15_Bias	132.111	146.290	-14.179
50	16_Bias	131.801	150.824	-19.023
50	17_Bias	132.288	155.473	-23.185
50	18_Bias	132.111	142.689	-10.578
50	20_Bias	131.277	141.696	-10.419
50	21_Bias	132.288	155.201	-22.913
50	22_Bias	136.027	144.061	-8.034
50	23_Unbias	130.173	177.478	-47.305
50	24_Unbias	135.650	144.089	-8.439
50	25_Unbias	138.344	166.944	-28.600
50	26_Unbias	130.812	153.446	-22.634
50	27_Unbias	131.734	148.835	-17.101
50	28_Unbias	133.231	144.738	-11.507
50	29_Unbias	130.229	177.478	-47.249
50	30_Unbias	132.616	140.324	-7.708
50	31_Unbias	135.090	139.908	-4.818
50	32_Unbias	132.252	145.314	-13.062
50	33_Unbias	132.181	166.944	-34.763
50	34_Unbias	131.601	151.883	-20.282
50	35_Unbias	128.850	139.908	-11.058
50	36_Unbias	137.924	153.318	-15.394
50	37_Unbias	131.437	153.318	-21.881
50	38_Unbias	133.597	151.883	-18.286
50	39_Unbias	132.111	138.738	-6.627
50	40_Unbias	131.701	145.314	-13.613
50	41_Unbias	133.271	153.318	-20.047
50	42_Unbias	130.257	153.318	-23.061
50	43_Unbias	133.432	143.318	-9.886
50	44_Unbias	136.193	151.883	-15.690
50	45_Unbias	133.765	139.780	-6.015
50	46_Unbias	131.938	153.318	-21.380
50	47_Unbias	135.289	143.318	-8.029
50	Max	138.344	177.478	2.252
50	Average	132.769	146.817	-14.048
50	Min	128.850	131.057	-47.305
50	Std Dev	2.112	9.474	9.840



391.0_AOLB_2K_5V		
Test Site	Junkins Lab	Junkins Lab
Tester	ETS3	ETS3
Test Number	EF799100	EF799100
Max Limit		dB
Min Limit	118	dB

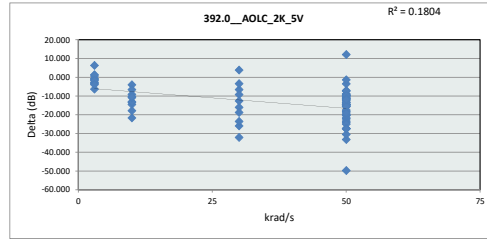
krad/s	3	10	30	50
LL	118.000	118.000	118.000	118.000
Min	131.057	136.807	135.813	138.738
Average	134.130	147.631	144.116	150.130
Max	137.993	155.409	151.860	177.478
UL				



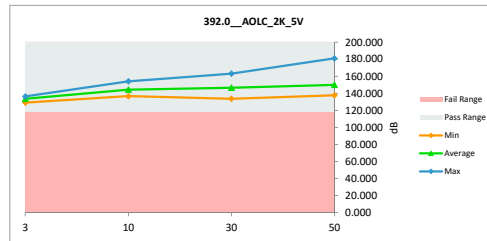
TID LDR/RLAT Report
5962L1620901V9A

392.0_AOLC_2K_5V		
Test Site	Junkins Lab	Junkins Lab
Tester	ETS3	ETS3
Test Number	EF799100	EF799100
Unit	dB	dB
Max Limit		
Min Limit	118	118

krad/s	Serial #	PreRad	PostRad	Delta
3	48_Bias	133.473	132.803	0.670
3	49_Bias	130.812	133.597	-2.785
3	50_Bias	133.034	136.420	-3.387
3	51_Bias	129.816	136.193	-6.377
3	52_Bias	129.168	129.897	-0.729
3	53_Unbias	132.690	133.807	-1.117
3	54_Unbias	136.250	134.895	1.355
3	55_Unbias	132.324	134.111	-1.787
3	56_Unbias	135.391	129.119	6.272
3	57_Unbias	131.903	135.863	-3.960
10	481_Bias	133.473	146.865	-13.392
10	491_Bias	130.812	152.541	-21.729
10	501_Bias	133.034	142.164	-9.130
10	511_Bias	129.816	144.372	-14.556
10	521_Bias	129.168	142.244	-13.076
10	531_Unbias	132.690	136.744	-4.054
10	541_Unbias	136.250	154.124	-17.874
10	551_Unbias	132.324	143.170	-10.846
10	561_Unbias	132.690	143.056	-10.366
10	571_Unbias	131.903	138.480	-6.577
30	58_Bias	133.152	139.761	-6.609
30	59_Bias	131.057	163.138	-32.081
30	60_Bias	130.873	146.902	-16.029
30	61_Bias	133.681	142.922	-9.241
30	62_Bias	132.765	158.706	-25.941
30	63_Unbias	141.412	137.624	3.788
30	64_Unbias	130.145	142.844	-12.699
30	65_Unbias	128.179	151.792	-23.613
30	66	129.870	148.714	-18.844
30	67_Unbias	130.201	139.684	-3.483
50	1_Bias	132.690	147.429	-14.739
50	2_Bias	160.915	148.833	12.082
50	3_Bias	134.289	137.818	-3.529
50	4_Bias	138.938	140.316	-1.378
50	5_Bias	133.765	148.569	-14.804
50	6_Bias	133.850	153.888	-20.038
50	7_Bias	129.577	151.820	-22.243
50	10_Bias	132.324	148.001	-15.677
50	11_Bias	131.277	181.039	-49.762
50	12_Bias	134.111	146.594	-12.483
50	13_Bias	127.576	148.001	-20.425
50	14_Bias	129.294	150.971	-21.677
50	15_Bias	136.954	146.793	-9.839
50	16_Bias	130.117	153.554	-23.437
50	17_Bias	134.943	153.243	-18.300
50	18_Bias	136.954	148.001	-11.047
50	20_Bias	133.231	146.583	-13.352
50	21_Bias	135.650	150.971	-15.321
50	22_Bias	133.807	148.347	-14.540
50	23_Unbias	130.343	144.635	-14.292
50	24_Unbias	141.938	153.563	-11.625
50	25_Unbias	133.597	157.855	-24.258
50	26_Unbias	133.473	140.565	-7.092
50	27_Unbias	131.835	146.386	-14.551
50	28_Unbias	129.924	139.589	-9.665
50	29_Unbias	134.471	144.635	-10.164
50	30_Unbias	134.799	152.291	-17.492
50	31_Unbias	135.391	148.813	-13.422
50	32_Unbias	130.458	139.449	-8.991
50	33_Unbias	132.803	157.855	-25.052
50	34_Unbias	133.807	144.823	-11.016
50	35_Unbias	128.636	148.813	-20.177
50	36_Unbias	143.742	159.307	-15.565
50	37_Unbias	131.869	159.307	-27.438
50	38_Unbias	135.810	144.823	-9.013
50	39_Unbias	131.277	164.543	-33.266
50	40_Unbias	132.076	139.449	-7.373
50	41_Unbias	131.972	159.307	-27.335
50	42_Unbias	128.826	159.307	-30.481
50	43_Unbias	133.850	143.654	-9.804
50	44_Unbias	133.473	144.823	-11.350
50	45_Unbias	131.938	151.013	-19.075
50	46_Unbias	131.768	159.307	-27.539
50	47_Unbias	131.667	143.654	-11.987
50	Max	160.915	181.039	-12.082
50	Average	133.221	146.555	-13.334
50	Min	127.576	129.119	-49.762
50	Std Dev	4.428	9.120	10.051



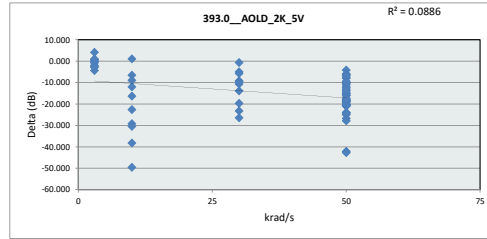
392.0_AOLC_2K_5V				
Test Site	Junkins Lab			
Tester	ETS3			
Test Number	EF799100			
Max Limit		dB		
Min Limit	118	dB		
krad/s	3	10	30	50
LL	118.000	118.000	118.000	118.000
Min	129.119	136.744	133.684	137.818
Average	133.671	144.376	146.609	149.967
Max	136.420	154.124	163.138	181.039
UL				



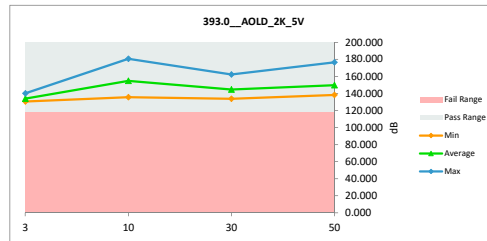
TID LDR/RLAT Report
5962L1620901V9A

393.0_AOLD_2K_5V			
Test Site	Junkins Lab	Junkins Lab	
Tester	ETS3	ETS3	
Test Number	EF799100	EF799100	
Unit	dB	dB	
Max Limit			118
Min Limit	118	118	

krad/s	Serial #	PreRad	PostRad	Delta
3	48_Bias	132.956	133.271	-0.314
3	49_Bias	131.150	133.893	-2.743
3	50_Bias	135.756	140.175	-4.419
3	51_Bias	134.992	137.016	-2.024
3	52_Bias	129.656	130.487	-0.830
3	53_Unbias	131.938	131.182	0.756
3	54_Unbias	134.610	137.329	-2.719
3	55_Unbias	134.657	130.516	4.141
3	56_Unbias	133.152	133.034	0.118
3	57_Unbias	132.765	131.768	0.998
10	481_Bias	132.956	144.990	-12.034
10	491_Bias	131.150	180.738	-49.588
10	501_Bias	135.756	142.290	-6.534
10	511_Bias	134.992	151.305	-16.313
10	521_Bias	129.656	167.881	-38.225
10	531_Unbias	131.938	154.534	-22.596
10	541_Unbias	134.610	143.560	-8.950
10	551_Unbias	134.657	163.851	-29.194
10	561_Unbias	136.713	135.617	1.096
10	571_Unbias	132.765	163.244	-30.479
30	58_Bias	131.088	140.227	-9.139
30	59_Bias	129.319	143.184	-13.865
30	60_Bias	130.487	140.105	-9.618
30	61_Bias	132.217	151.905	-19.688
30	62_Bias	133.271	156.445	-23.174
30	63_Unbias	135.863	162.310	-26.447
30	64_Unbias	135.756	140.732	-4.976
30	65_Unbias	131.026	141.679	-10.653
30	66	133.152	133.785	-0.633
30	67_Unbias	130.400	136.154	-5.754
50	1_Bias	136.713	163.428	-26.715
50	2_Bias	133.850	141.714	-7.864
50	3_Bias	134.067	138.224	-4.157
50	4_Bias	127.412	147.669	-20.257
50	5_Bias	132.505	174.636	-42.131
50	6_Bias	132.324	147.588	-15.264
50	7_Bias	137.140	143.058	-5.918
50	10_Bias	133.765	144.040	-10.275
50	11_Bias	134.517	162.318	-27.801
50	12_Bias	131.213	147.335	-16.122
50	13_Bias	134.067	144.040	-9.973
50	14_Bias	127.151	147.851	-20.700
50	15_Bias	131.938	138.232	-6.294
50	16_Bias	131.667	146.823	-15.156
50	17_Bias	133.893	176.621	-42.728
50	18_Bias	131.938	144.040	-12.102
50	20_Bias	132.324	156.243	-23.919
50	21_Bias	131.938	147.851	-15.913
50	22_Bias	132.432	157.439	-25.007
50	23_Unbias	130.006	144.457	-14.451
50	24_Unbias	133.432	157.439	-24.007
50	25_Unbias	133.639	143.062	-9.423
50	26_Unbias	132.076	153.025	-20.949
50	27_Unbias	130.663	148.232	-17.569
50	28_Unbias	129.294	148.118	-18.824
50	29_Unbias	133.392	144.457	-11.065
50	30_Unbias	133.514	151.541	-18.027
50	31_Unbias	134.425	141.105	-6.680
50	32_Unbias	134.563	153.700	-19.137
50	33_Unbias	130.516	143.062	-12.546
50	34_Unbias	131.150	151.541	-20.391
50	35_Unbias	133.392	141.105	-7.713
50	36_Unbias	131.437	149.744	-18.307
50	37_Unbias	136.138	149.744	-13.606
50	38_Unbias	132.956	151.541	-18.585
50	39_Unbias	133.597	147.081	-13.484
50	40_Unbias	132.995	153.700	-20.705
50	41_Unbias	129.762	149.744	-19.982
50	42_Unbias	131.502	149.744	-18.242
50	43_Unbias	135.756	142.529	-6.773
50	44_Unbias	133.112	151.541	-18.429
50	45_Unbias	134.471	158.899	-24.428
50	46_Unbias	132.396	149.744	-17.348
50	47_Unbias	132.616	142.529	-9.913
50	Max	137.140	180.738	4.141
50	Average	132.798	147.564	-14.766
50	Min	127.151	130.487	-49.588
50	Std Dev	2.092	10.597	10.788



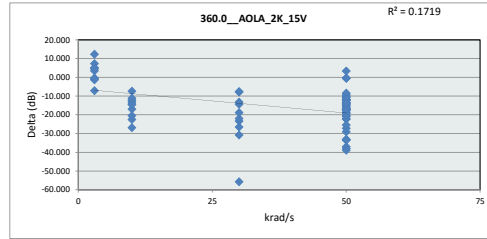
393.0_AOLD_2K_5V				
Test Site	Junkins Lab	Junkins Lab		
Tester	ETS3	ETS3		
Test Number	EF799100	EF799100		
Max Limit			dB	
Min Limit	118		dB	
krad/s	3	10	30	50
LL	118.000	118.000	118.000	118.000
Min	130.487	135.617	133.785	138.224
Average	133.867	154.801	144.653	149.694
Max	140.175	180.738	162.310	176.621
UL				



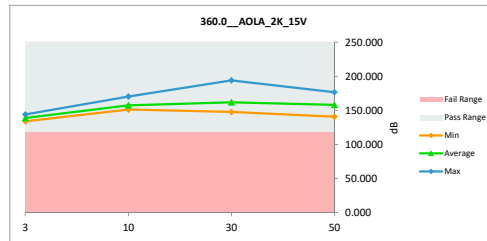
TID LDR/RLAT Report
5962L1620901V9A

360.0_AOLA_2K_15V			
Test Site	Junkins Lab		Junkins Lab
Tester	ETS3		ETS3
Test Number	EF799100		EF799100
Unit	dB		dB
Max Limit	118		118
Min Limit	118		118

krad/s	Serial #	PreRad	PostRad	Delta
3	48_Bias	136.954	144.152	-7.198
3	49_Bias	141.210	134.023	7.187
3	50_Bias	139.412	140.819	-1.407
3	51_Bias	143.479	138.489	4.989
3	52_Bias	143.876	139.016	4.861
3	53_Unbias	140.537	137.140	3.398
3	54_Unbias	152.396	140.175	12.220
3	55_Unbias	138.786	139.251	-0.465
3	56_Unbias	139.743	135.239	4.504
3	57_Unbias	139.494	140.175	-0.682
10	481_Bias	136.954	153.999	-17.045
10	491_Bias	141.210	153.404	-12.194
10	501_Bias	139.412	152.609	-13.197
10	511_Bias	143.479	170.417	-26.939
10	521_Bias	143.876	151.288	-7.412
10	531_Unbias	140.537	154.857	-14.320
10	541_Unbias	152.396	163.600	-11.204
10	551_Unbias	138.786	161.346	-22.560
10	561_Unbias	138.786	153.369	-14.583
10	571_Unbias	139.494	160.020	-20.526
30	58_Bias	139.332	165.919	-26.587
30	59_Bias	138.786	153.208	-14.422
30	60_Bias	141.938	165.311	-23.373
30	61_Bias	142.158	150.035	-7.877
30	62_Bias	137.924	160.008	-22.084
30	63_Unbias	138.344	194.128	-55.784
30	64_Unbias	139.659	152.929	-13.270
30	65_Unbias	139.016	169.883	-30.867
30	66	140.000	147.703	-7.703
30	67_Unbias	141.210	160.098	-18.888
50	1_Bias	138.786	157.530	-18.744
50	2_Bias	143.350	161.065	-17.715
50	3_Bias	139.251	153.851	-14.600
50	4_Bias	137.924	148.038	-10.114
50	5_Bias	139.914	173.015	-33.101
50	6_Bias	137.202	166.357	-29.155
50	7_Bias	157.721	154.414	3.307
50	10_Bias	139.016	153.085	-14.069
50	11_Bias	136.954	147.729	-10.775
50	12_Bias	140.000	157.131	-17.131
50	13_Bias	141.012	153.085	-12.073
50	14_Bias	138.862	159.281	-20.419
50	15_Bias	141.012	158.628	-17.616
50	16_Bias	136.250	153.085	-16.835
50	17_Bias	140.537	149.931	-9.394
50	18_Bias	141.012	153.085	-12.073
50	20_Bias	136.138	149.795	-13.657
50	21_Bias	136.954	159.281	-22.327
50	22_Bias	145.193	160.536	-15.343
50	23_Unbias	141.110	163.322	-22.212
50	24_Unbias	140.175	152.580	-12.405
50	25_Unbias	140.355	154.044	-13.689
50	26_Unbias	143.350	170.593	-27.243
50	27_Unbias	140.446	140.828	-0.382
50	28_Unbias	140.537	154.044	-13.507
50	29_Unbias	137.856	163.322	-25.466
50	30_Unbias	140.175	140.828	-0.653
50	31_Unbias	141.724	150.186	-8.462
50	32_Unbias	144.152	159.271	-15.119
50	33_Unbias	137.788	150.186	-12.398
50	34_Unbias	141.514	157.631	-16.117
50	35_Unbias	138.416	150.186	-11.770
50	36_Unbias	139.659	176.687	-37.028
50	37_Unbias	143.098	176.687	-33.589
50	38_Unbias	138.344	157.631	-19.287
50	39_Unbias	144.583	156.307	-11.724
50	40_Unbias	138.344	159.271	-20.927
50	41_Unbias	143.350	176.687	-33.337
50	42_Unbias	138.786	176.687	-37.901
50	43_Unbias	135.139	151.808	-16.669
50	44_Unbias	140.446	157.631	-17.185
50	45_Unbias	144.437	161.759	-17.322
50	46_Unbias	137.721	176.687	-38.966
50	47_Unbias	138.202	151.808	-13.606
50	Max	157.721	154.128	12.220
50	Average	140.621	155.922	-15.300
50	Min	135.139	134.023	-55.784
50	Std Dev	3.605	11.243	11.841



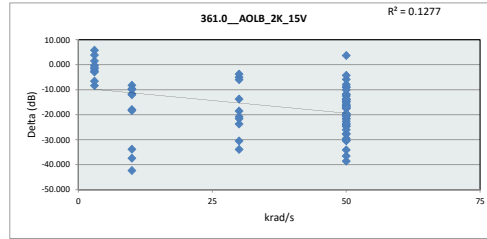
360.0_AOLA_2K_15V				
Test Site	Junkins Lab			
Tester	ETS3			
Test Number	EF799100			
Max Limit	dB			
Min Limit	dB			
krad/s	3	10	30	50
LL	118.000	118.000	118.000	118.000
Min	134.023	151.288	147.703	140.828
Average	138.848	157.491	161.922	158.082
Max	144.152	170.417	194.128	176.687
UL				



TID LDR/RLAT Report
5962L1620901V9A

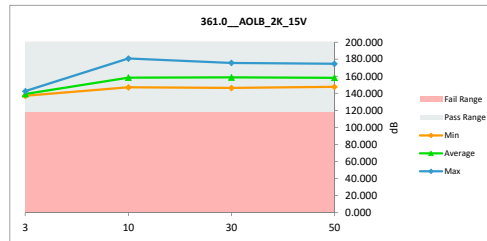
361.0_AOLB_2K_15V		
Test Site	Junkins Lab	Junkins Lab
Tester	ETS3	ETS3
Test Number	EF799100	EF799100
Unit	dB	dB
Max Limit		
Min Limit	118	118

krad/s	Serial #	PreRad	PostRad	Delta
3	48_Bias	136.250	139.172	-2.923
3	49_Bias	137.721	140.265	-2.543
3	50_Bias	138.562	137.077	1.485
3	51_Bias	138.938	140.537	-1.599
3	52_Bias	143.742	137.924	5.818
3	53_Unbias	137.266	137.458	-0.192
3	54_Unbias	141.012	137.140	3.872
3	55_Unbias	134.244	142.615	-8.371
3	56_Unbias	135.139	141.724	-6.584
3	57_Unbias	137.140	138.132	-0.992
10	481_Bias	136.250	147.932	-11.682
10	491_Bias	137.721	149.740	-12.019
10	501_Bias	138.562	180.894	-42.332
10	511_Bias	138.938	172.785	-33.847
10	521_Bias	143.742	151.954	-8.212
10	531_Unbias	137.266	147.136	-9.870
10	541_Unbias	141.012	150.629	-9.617
10	551_Unbias	134.244	171.657	-37.413
10	561_Unbias	138.202	156.146	-17.944
10	571_Unbias	137.140	155.454	-18.314
30	58_Bias	137.856	156.393	-18.537
30	59_Bias	136.478	157.220	-20.742
30	60_Bias	140.537	171.022	-30.485
30	61_Bias	141.830	175.707	-33.877
30	62_Bias	139.172	162.882	-23.710
30	63_Unbias	139.412	153.115	-13.703
30	64_Unbias	145.193	150.237	-5.044
30	65_Unbias	140.355	161.973	-21.618
30	66	146.375	152.374	-5.999
30	67_Unbias	142.615	146.378	-3.763
50	1_Bias	138.202	153.970	-15.768
50	2_Bias	135.494	155.248	-19.754
50	3_Bias	136.306	160.085	-23.779
50	4_Bias	139.412	148.210	-8.798
50	5_Bias	139.094	160.532	-21.438
50	6_Bias	141.412	149.294	-7.882
50	7_Bias	141.110	150.148	-9.038
50	10_Bias	138.938	153.819	-14.881
50	11_Bias	144.293	164.732	-20.439
50	12_Bias	147.959	153.794	-5.835
50	13_Bias	136.363	153.819	-17.456
50	14_Bias	142.047	155.968	-13.921
50	15_Bias	137.523	165.242	-27.719
50	16_Bias	137.329	154.149	-16.820
50	17_Bias	138.416	153.018	-14.602
50	18_Bias	137.523	153.819	-16.296
50	20_Bias	141.012	155.661	-14.649
50	21_Bias	139.412	155.968	-16.556
50	22_Bias	139.412	161.070	-21.658
50	23_Unbias	139.576	164.184	-24.608
50	24_Unbias	154.425	150.741	3.684
50	25_Unbias	142.975	160.427	-17.452
50	26_Unbias	137.458	149.936	-12.478
50	27_Unbias	135.918	147.682	-11.764
50	28_Unbias	136.027	156.047	-20.020
50	29_Unbias	139.659	164.184	-24.525
50	30_Unbias	136.536	159.152	-22.616
50	31_Unbias	136.595	153.681	-17.086
50	32_Unbias	136.250	156.744	-20.494
50	33_Unbias	148.404	160.427	-12.023
50	34_Unbias	136.082	174.636	-38.554
50	35_Unbias	134.199	153.681	-19.482
50	36_Unbias	137.993	165.578	-27.585
50	37_Unbias	135.340	165.578	-30.238
50	38_Unbias	140.537	174.636	-34.099
50	39_Unbias	138.938	168.421	-29.483
50	40_Unbias	143.098	156.744	-13.646
50	41_Unbias	142.047	165.578	-23.531
50	42_Unbias	139.576	165.578	-26.002
50	43_Unbias	138.062	148.118	-10.056
50	44_Unbias	138.132	174.636	-36.504
50	45_Unbias	150.752	154.981	-4.229
50	46_Unbias	135.139	165.578	-30.439
50	47_Unbias	134.199	148.118	-13.919
50	Max	154.425	180.894	-5.818
50	Average	139.353	155.774	-16.422
50	Min	134.199	137.077	-42.332
50	Std Dev	3.819	10.192	10.853



361.0_AOLB_2K_15V		
Test Site	Junkins Lab	Junkins Lab
Tester	ETS3	ETS3
Test Number	EF799100	EF799100
Max Limit		
Min Limit	118	

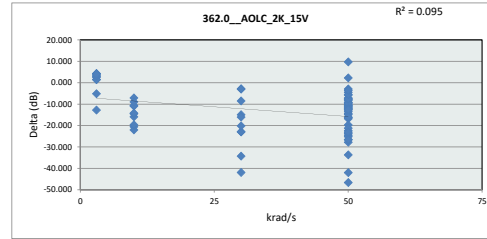
krad/s	3	10	30	50
LL	118.000	118.000	118.000	118.000
Min	137.077	147.136	146.378	147.682
Average	139.204	158.433	158.730	158.264
Max	142.615	180.894	175.707	174.636
UL				



TID LDR/RLAT Report
5962L1620901V9A

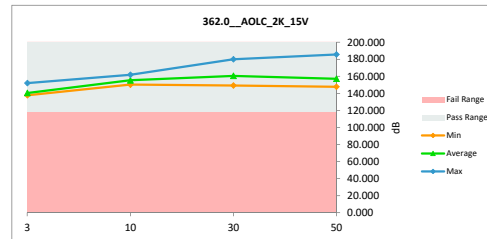
362.0_AOLC_2K_15V		
Test Site	Junkins Lab	Junkins Lab
Tester	ETS3	ETS3
Test Number	EF799100	EF799100
Unit	dB	dB
Max Limit		
Min Limit	118	118

krad/s	Serial #	PreRad	PostRad	Delta
3	48_Bias	141.210	138.132	3.078
3	49_Bias	137.393	142.615	-5.222
3	50_Bias	140.355	137.856	2.499
3	51_Bias	140.446	139.094	1.352
3	52_Bias	144.013	139.828	4.185
3	53_Unbias	143.350	139.172	4.178
3	54_Unbias	140.000	138.562	1.438
3	55_Unbias	141.724	138.636	3.087
3	56_Unbias	142.734	138.862	3.872
3	57_Unbias	139.172	152.041	-12.869
10	481_Bias	141.210	161.834	-20.624
10	491_Bias	137.393	159.516	-22.123
10	501_Bias	140.355	160.068	-19.713
10	511_Bias	140.446	156.444	-15.998
10	521_Bias	144.013	154.953	-10.940
10	531_Unbias	143.350	150.527	-7.177
10	541_Unbias	140.000	150.678	-10.678
10	551_Unbias	141.724	156.278	-14.554
10	561_Unbias	141.310	150.303	-8.993
10	571_Unbias	139.172	153.409	-14.237
30	58_Bias	134.517	157.491	-22.974
30	59_Bias	138.202	180.150	-41.948
30	60_Bias	141.310	164.329	-23.019
30	61_Bias	155.391	158.441	-3.050
30	62_Bias	141.618	156.620	-15.002
30	63_Unbias	139.016	159.224	-20.208
30	64_Unbias	144.293	152.836	-8.543
30	65_Unbias	138.489	172.796	-34.307
30	66	144.375	149.286	-2.911
30	67_Unbias	137.788	153.899	-16.111
50	1_Bias	141.310	155.696	-14.386
50	2_Bias	134.846	176.850	-42.004
50	3_Bias	139.251	161.684	-22.433
50	4_Bias	137.523	162.051	-24.528
50	5_Bias	138.938	153.849	-14.911
50	6_Bias	139.659	150.290	-10.631
50	7_Bias	148.179	156.163	-7.984
50	10_Bias	138.711	155.565	-16.854
50	11_Bias	136.250	164.106	-27.856
50	12_Bias	148.179	155.707	-7.528
50	13_Bias	135.756	155.565	-19.809
50	14_Bias	145.036	170.293	-25.257
50	15_Bias	157.721	162.230	-4.509
50	16_Bias	144.583	152.969	-8.386
50	17_Bias	139.016	151.774	-12.758
50	18_Bias	157.721	155.565	2.156
50	20_Bias	140.265	150.522	-10.257
50	21_Bias	136.536	170.293	-33.757
50	22_Bias	137.788	151.274	-13.486
50	23_Unbias	139.494	148.835	-9.341
50	24_Unbias	160.915	163.912	-2.997
50	25_Unbias	145.680	156.787	-11.107
50	26_Unbias	142.384	153.232	-10.848
50	27_Unbias	139.016	185.706	-46.690
50	28_Unbias	139.172	155.519	-16.347
50	29_Unbias	139.576	148.835	-9.259
50	30_Unbias	142.615	149.745	-7.130
50	31_Unbias	141.938	147.726	-5.788
50	32_Unbias	141.724	153.458	-11.734
50	33_Unbias	144.583	156.787	-12.204
50	34_Unbias	142.158	153.540	-11.382
50	35_Unbias	138.062	147.726	-9.664
50	36_Unbias	144.437	152.095	-7.658
50	37_Unbias	136.082	159.791	-23.709
50	38_Unbias	137.458	153.540	-16.082
50	39_Unbias	139.914	152.095	-12.181
50	40_Unbias	163.098	153.458	9.640
50	41_Unbias	142.158	147.726	-5.568
50	42_Unbias	149.897	153.540	-3.643
50	43_Unbias	138.062	164.729	-26.667
50	44_Unbias	140.915	153.540	-12.625
50	45_Unbias	142.853	169.505	-26.652
50	46_Unbias	132.252	153.540	-21.288
50	47_Unbias	141.618	164.729	-23.111
Max		163.098	185.706	9.640
Average		141.888	155.087	-13.199
Min		132.252	137.856	-46.690
Std Dev		5.657	9.469	11.228



362.0_AOLC_2K_15V		
Test Site	Junkins Lab	Junkins Lab
Tester	ETS3	ETS3
Test Number	EF799100	EF799100
Max Limit		
Min Limit	118	

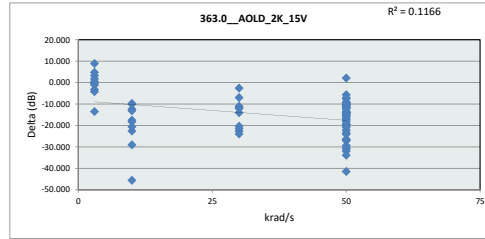
krad/s	3	10	30	50
LL	118.000	118.000	118.000	118.000
Min	137.856	150.303	149.286	147.726
Average	140.480	155.401	160.507	157.103
Max	152.041	161.834	180.150	185.706
UL				



TID LDR/RLAT Report
5962L1620901V9A

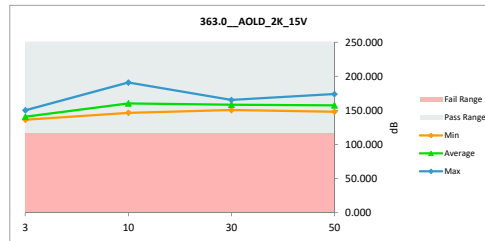
363.0_AOLD_2K_15V		
Test Site	Junkins Lab	Junkins Lab
Tester	ETS3	ETS3
Test Number	EF799100	EF799100
Unit	dB	dB
Max Limit		
Min Limit	118	118

krad/s	Serial #	PreRad	PostRad	Delta
3	48_Bias	141.618	142.158	-0.540
3	49_Bias	137.788	137.329	0.459
3	50_Bias	138.202	141.412	-3.210
3	51_Bias	136.654	150.173	-13.519
3	52_Bias	142.499	137.721	4.778
3	53_Unbias	142.158	138.862	3.296
3	54_Unbias	136.833	141.110	-4.278
3	55_Unbias	142.499	143.609	-1.110
3	56_Unbias	141.012	139.251	1.761
3	57_Unbias	145.193	136.306	8.887
10	481_Bias	141.618	159.157	-17.539
10	491_Bias	137.788	147.829	-10.041
10	501_Bias	138.202	167.246	-29.044
10	511_Bias	136.654	146.432	-9.778
10	521_Bias	142.499	154.920	-12.421
10	531_Unbias	142.158	164.762	-22.604
10	541_Unbias	136.833	149.956	-13.123
10	551_Unbias	142.499	160.813	-18.314
10	561_Unbias	140.537	161.147	-20.610
30	571_Unbias	145.193	190.843	-45.650
30	58_Bias	138.711	161.323	-22.612
30	59_Bias	149.370	163.396	-14.026
30	60_Bias	157.077	164.105	-7.028
30	61_Bias	148.179	150.815	-2.636
30	62_Bias	137.202	158.601	-21.399
30	63_Unbias	139.828	160.214	-20.386
30	64_Unbias	139.494	150.553	-11.059
30	65_Unbias	145.849	157.565	-11.716
30	66	141.412	165.356	-23.944
30	67_Unbias	139.743	151.726	-11.986
50	1_Bias	140.537	155.037	-14.500
50	2_Bias	142.270	152.273	-10.003
50	3_Bias	138.562	157.982	-19.420
50	4_Bias	138.862	149.489	-10.627
50	5_Bias	137.329	169.286	-31.957
50	6_Bias	144.583	156.540	-11.957
50	7_Bias	142.615	156.409	-13.794
50	10_Bias	138.862	148.079	-9.217
50	11_Bias	136.027	159.497	-23.470
50	12_Bias	142.384	156.371	-13.987
50	13_Bias	140.446	148.079	-7.633
50	14_Bias	132.468	173.938	-41.470
50	15_Bias	136.954	152.315	-15.361
50	16_Bias	137.655	159.815	-22.160
50	17_Bias	138.562	172.420	-33.858
50	18_Bias	136.954	148.079	-11.125
50	20_Bias	137.458	168.249	-30.791
50	21_Bias	143.223	173.938	-30.715
50	22_Bias	145.514	155.330	-9.816
50	23_Unbias	144.013	164.141	-20.128
50	24_Unbias	137.993	155.330	-17.337
50	25_Unbias	153.152	151.023	2.129
50	26_Unbias	142.499	157.593	-15.094
50	27_Unbias	138.489	157.997	-19.508
50	28_Unbias	137.856	164.955	-27.099
50	29_Unbias	140.000	164.141	-24.141
50	30_Unbias	141.210	154.666	-13.456
50	31_Unbias	140.000	166.903	-26.903
50	32_Unbias	138.062	154.666	-16.604
50	33_Unbias	141.830	151.023	-9.193
50	34_Unbias	145.036	156.564	-11.528
50	35_Unbias	137.458	166.903	-29.445
50	36_Unbias	139.914	150.281	-10.367
50	37_Unbias	139.251	150.281	-11.030
50	38_Unbias	138.344	156.564	-18.220
50	39_Unbias	138.562	159.403	-20.841
50	40_Unbias	138.862	154.666	-15.804
50	41_Unbias	144.583	150.281	-5.698
50	42_Unbias	140.724	150.281	-9.557
50	43_Unbias	137.202	151.207	-14.005
50	44_Unbias	142.158	156.564	-14.406
50	45_Unbias	140.537	166.903	-26.366
50	46_Unbias	143.223	150.281	-7.058
50	47_Unbias	138.938	151.207	-12.269
50	Max	157.077	190.843	8.887
50	Average	140.763	155.698	-14.935
50	Min	132.468	136.306	-45.650
50	Std Dev	3.880	9.684	10.327



363.0_AOLD_2K_15V		
Test Site	Junkins Lab	Junkins Lab
Tester	ETS3	ETS3
Test Number	EF799100	EF799100
Max Limit		
Min Limit	118	

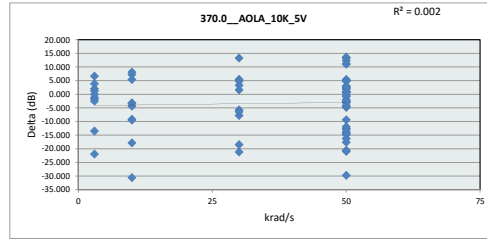
krad/s	3	10	30	50
LL	118.000	118.000	118.000	118.000
Min	136.306	146.432	150.553	148.079
Average	140.793	160.311	158.366	157.431
Max	150.173	190.843	165.356	173.938
UL				



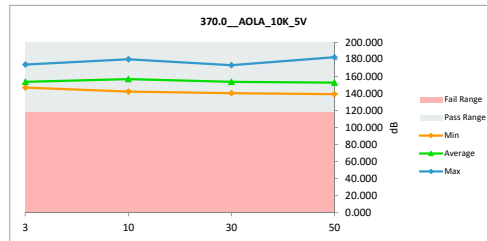
TID LDR/RLAT Report
5962L1620901V9A

370.0_AOLA_10K_5V			
Test Site	Junkins Lab	Junkins Lab	
Tester	ETS3	ETS3	
Test Number	EF799100	EF799100	
Unit	dB	dB	
Max Limit			
Min Limit	118	118	

krad/s	Serial #	PreRad	PostRad	Delta
3	48_Bias	152.041	173.979	-21.938
3	49_Bias	147.959	149.119	-1.160
3	50_Bias	154.425	152.396	2.029
3	51_Bias	149.630	151.373	-1.743
3	52_Bias	149.897	148.636	1.261
3	53_Unbias	150.173	150.173	0.000
3	54_Unbias	153.979	147.331	6.649
3	55_Unbias	149.630	163.098	-13.468
3	56_Unbias	150.752	146.936	3.816
3	57_Unbias	151.057	153.556	-2.499
10	481_Bias	152.041	161.232	-9.191
10	491_Bias	147.959	151.087	-3.128
10	501_Bias	154.425	149.028	5.397
10	511_Bias	149.630	142.380	7.250
10	521_Bias	149.897	159.383	-9.486
10	531_Unbias	150.173	142.093	8.080
10	541_Unbias	153.979	171.810	-17.831
10	551_Unbias	149.630	180.157	-30.527
10	561_Unbias	152.396	155.808	-3.412
10	571_Unbias	151.057	155.463	-4.406
30	58_Bias	145.849	153.663	-7.814
30	59_Bias	150.752	145.268	5.484
30	60_Bias	147.744	146.153	1.591
30	61_Bias	152.041	173.193	-21.152
30	62_Bias	154.895	151.607	3.288
30	63_Unbias	153.556	140.258	13.298
30	64_Unbias	147.131	152.882	-5.751
30	65_Unbias	153.979	149.136	4.843
30	66	149.370	155.840	-6.470
30	67_Unbias	149.630	168.116	-18.486
50	1_Bias	152.396	139.118	13.278
50	2_Bias	152.765	182.490	-29.725
50	3_Bias	149.897	152.948	-3.051
50	4_Bias	146.558	147.092	-0.534
50	5_Bias	147.744	145.093	2.651
50	6_Bias	148.404	157.767	-9.363
50	7_Bias	148.179	150.761	-2.582
50	10_Bias	147.131	146.100	1.031
50	11_Bias	147.331	145.373	1.958
50	12_Bias	145.193	162.802	-17.609
50	13_Bias	149.119	146.100	3.019
50	14_Bias	149.630	161.534	-11.904
50	15_Bias	151.057	163.689	-12.632
50	16_Bias	148.874	153.682	-4.808
50	17_Bias	152.765	139.168	13.597
50	18_Bias	151.057	146.100	4.957
50	20_Bias	150.752	148.767	1.985
50	21_Bias	147.331	161.534	-14.203
50	22_Bias	153.556	141.219	12.337
50	23_Unbias	148.179	147.236	0.943
50	24_Unbias	151.057	145.658	5.399
50	25_Unbias	150.458	149.612	0.846
50	26_Unbias	146.936	151.560	-4.624
50	27_Unbias	158.416	147.236	11.180
50	28_Unbias	147.331	160.072	-12.741
50	29_Unbias	152.041	147.236	4.805
50	30_Unbias	151.701	140.678	11.023
50	31_Unbias	150.458	145.443	5.015
50	32_Unbias	149.119	163.918	-14.799
50	33_Unbias	152.041	149.612	2.429
50	34_Unbias	152.041	168.255	-16.214
50	35_Unbias	148.404	145.443	2.961
50	36_Unbias	147.331	150.135	-2.804
50	37_Unbias	149.370	150.135	-0.765
50	38_Unbias	147.331	168.255	-20.924
50	39_Unbias	151.373	146.303	5.070
50	40_Unbias	150.173	163.918	-13.745
50	41_Unbias	148.179	150.135	-1.956
50	42_Unbias	150.752	150.135	0.617
50	43_Unbias	150.458	152.951	-2.493
50	44_Unbias	147.744	168.255	-20.511
50	45_Unbias	149.897	164.534	-14.637
50	46_Unbias	150.752	150.135	0.617
50	47_Unbias	148.874	152.951	-4.077
50	Max	158.416	182.490	-13.597
50	Average	150.214	153.544	-3.331
50	Min	145.193	139.118	-30.527
50	Std Dev	2.419	9.633	10.077



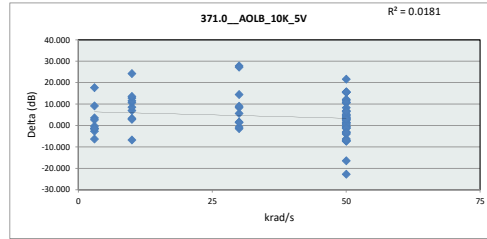
370.0_AOLA_10K_5V				
Test Site	Junkins Lab	Junkins Lab		
Tester	ETS3	ETS3		
Test Number	EF799100	EF799100		
Max Limit			dB	
Min Limit	118		dB	
krad/s	3	10	30	50
LL	118.000	118.000	118.000	118.000
Min	146.936	142.093	140.258	139.118
Average	153.660	156.844	153.612	152.753
Max	173.979	180.157	173.193	182.490
UL				



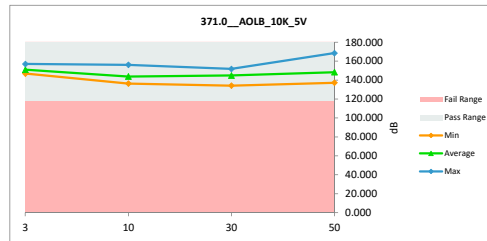
TID LDR/RLAT Report
5962L1620901V9A

371.0_AOLB_10K_5V			
Test Site	Junkins Lab		Junkins Lab
Tester	ETS3		ETS3
Test Number	EF799100		EF799100
Unit	dB		dB
Max Limit	118		118
Min Limit	118		118

krad/s	Serial #	PreRad	PostRad	Delta
3	48_Bias	147.744	150.458	-2.713
3	49_Bias	150.458	146.936	3.522
3	50_Bias	150.752	151.057	-0.305
3	51_Bias	166.021	148.404	17.616
3	52_Bias	150.752	157.077	-6.325
3	53_Unbias	149.119	150.752	-1.633
3	54_Unbias	157.077	147.959	9.119
3	55_Unbias	153.556	154.895	-1.339
3	56_Unbias	152.765	150.173	2.593
3	57_Unbias	151.057	152.396	-1.339
10	481_Bias	147.744	144.448	3.296
10	491_Bias	150.458	143.504	6.954
10	501_Bias	150.752	142.204	8.548
10	511_Bias	166.021	141.838	24.183
10	521_Bias	150.752	147.918	2.834
10	531_Unbias	149.119	136.327	12.792
10	541_Unbias	157.077	146.402	10.675
10	551_Unbias	153.556	142.036	11.520
10	561_Unbias	149.370	156.181	-6.811
10	571_Unbias	151.057	137.552	13.505
30	58_Bias	146.936	141.357	5.579
30	59_Bias	148.404	149.912	-1.508
30	60_Bias	151.701	143.352	8.349
30	61_Bias	166.021	151.588	14.433
30	62_Bias	151.057	151.834	-0.777
30	63_Unbias	161.938	134.186	27.752
30	64_Unbias	151.057	149.455	1.602
30	65_Unbias	149.370	147.977	1.393
30	66_Unbias	163.098	135.925	27.173
30	67_Unbias	152.041	143.115	8.926
50	1_Bias	149.370	137.562	11.808
50	2_Bias	149.897	148.578	1.319
50	3_Bias	160.000	144.419	15.581
50	4_Bias	145.193	141.643	3.550
50	5_Bias	149.630	153.636	-4.006
50	6_Bias	145.352	143.869	1.483
50	7_Bias	152.041	168.561	-16.520
50	10_Bias	152.041	159.023	-6.982
50	11_Bias	149.370	137.218	12.152
50	12_Bias	146.196	141.446	4.750
50	13_Bias	151.701	159.023	-7.322
50	14_Bias	145.036	148.061	-3.025
50	15_Bias	151.701	141.067	10.634
50	16_Bias	164.437	142.871	21.566
50	17_Bias	150.458	156.698	-6.240
50	18_Bias	151.701	159.023	-7.322
50	20_Bias	146.196	147.556	-1.360
50	21_Bias	149.119	148.061	1.058
50	22_Bias	160.915	145.490	15.425
50	23_Unbias	149.119	149.510	-0.391
50	24_Unbias	155.391	150.535	4.856
50	25_Unbias	148.636	149.283	-0.647
50	26_Unbias	145.193	167.944	-22.751
50	27_Unbias	155.391	139.884	15.507
50	28_Unbias	146.745	153.602	-6.857
50	29_Unbias	153.556	149.510	4.046
50	30_Unbias	159.172	143.584	15.588
50	31_Unbias	147.744	144.500	3.244
50	32_Unbias	149.897	150.629	-0.732
50	33_Unbias	152.765	149.283	3.482
50	34_Unbias	156.478	151.286	5.192
50	35_Unbias	146.936	144.500	2.436
50	36_Unbias	155.918	145.299	10.619
50	37_Unbias	147.959	145.299	2.660
50	38_Unbias	151.701	151.286	0.415
50	39_Unbias	149.630	138.695	10.935
50	40_Unbias	149.370	150.629	-1.259
50	41_Unbias	153.556	145.299	8.257
50	42_Unbias	148.179	145.299	2.880
50	43_Unbias	158.416	151.733	6.683
50	44_Unbias	147.744	151.286	-3.542
50	45_Unbias	145.849	139.077	6.772
50	46_Unbias	151.701	145.299	6.402
50	47_Unbias	148.404	151.233	-3.329
50	Max	166.021	168.561	-27.752
50	Average	151.927	147.649	4.279
50	Min	145.036	134.186	-22.751
50	Std Dev	5.153	6.650	8.974



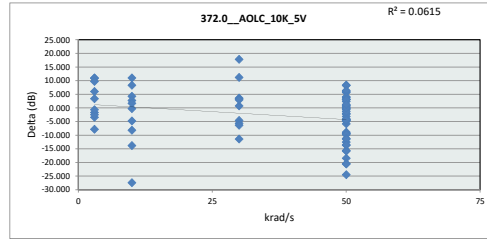
371.0_AOLB_10K_5V				
Test Site	Junkins Lab			
Tester	ETS3			
Test Number	EF799100			
Max Limit	dB			
Min Limit	118			
krad/s	3	10	30	50
LL	118.000	118.000	118.000	118.000
Min	146.936	136.327	134.186	137.218
Average	151.011	143.841	144.870	148.382
Max	157.077	156.181	151.834	168.561
UL				



TID LDR/RLAT Report
5962L1620901V9A

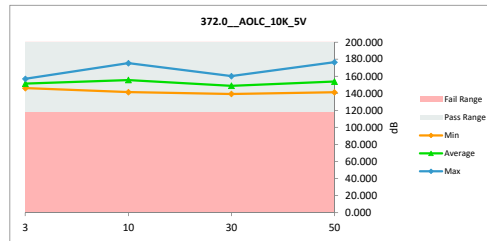
372.0_AOLC_10K_5V			
Test Site	Junkins Lab		Junkins Lab
Tester	ETS3		ETS3
Test Number	EF799100		EF799100
Unit	dB		dB
Max Limit	118		118
Min Limit	118		118

krad/s	Serial #	PreRad	PostRad	Delta
3	48_Bias	149.370	151.057	-1.686
3	49_Bias	153.556	150.173	3.383
3	50_Bias	160.915	149.897	11.018
3	51_Bias	167.959	157.077	10.881
3	52_Bias	148.636	156.478	-7.842
3	53_Unbias	147.959	151.373	-3.414
3	54_Unbias	155.918	146.196	9.722
3	55_Unbias	152.396	154.895	-2.499
3	56_Unbias	153.556	147.535	6.021
3	57_Unbias	147.959	148.636	-0.677
10	481_Bias	149.370	157.580	-8.210
10	491_Bias	153.556	167.383	-13.827
10	501_Bias	160.915	161.180	-0.265
10	511_Bias	167.959	159.666	8.293
10	521_Bias	148.636	144.365	4.271
10	531_Unbias	147.959	152.763	-4.804
10	541_Unbias	155.918	153.216	2.702
10	551_Unbias	152.396	141.373	11.023
10	561_Unbias	144.883	143.209	1.674
10	571_Unbias	147.959	175.370	-27.411
30	58_Bias	147.331	146.589	0.742
30	59_Bias	147.131	143.502	3.629
30	60_Bias	152.765	157.398	-4.633
30	61_Bias	150.458	139.284	11.174
30	62_Bias	148.874	160.277	-11.403
30	63_Unbias	160.000	142.181	17.819
30	64_Unbias	145.680	151.352	-5.672
30	65_Unbias	148.179	144.866	3.313
30	66	149.897	146.910	2.987
30	67_Unbias	149.630	156.022	-6.392
50	1_Bias	144.883	149.565	-4.682
50	2_Bias	146.558	159.084	-12.526
50	3_Bias	147.535	143.768	3.767
50	4_Bias	145.849	143.475	2.374
50	5_Bias	152.041	176.546	-24.505
50	6_Bias	150.173	149.881	0.292
50	7_Bias	151.373	160.716	-9.343
50	10_Bias	146.021	154.936	-8.915
50	11_Bias	147.331	156.681	-9.350
50	12_Bias	150.458	164.086	-13.628
50	13_Bias	149.119	154.936	-5.817
50	14_Bias	142.047	141.301	0.746
50	15_Bias	155.918	149.955	5.963
50	16_Bias	155.391	159.791	-4.400
50	17_Bias	146.375	143.200	3.175
50	18_Bias	155.918	154.936	0.982
50	20_Bias	147.744	157.571	-9.827
50	21_Bias	149.630	141.301	8.329
50	22_Bias	147.744	150.875	-3.131
50	23_Unbias	147.331	152.186	-4.855
50	24_Unbias	157.721	158.337	-0.616
50	25_Unbias	146.196	161.810	-15.614
50	26_Unbias	145.514	156.742	-11.228
50	27_Unbias	148.874	143.230	5.644
50	28_Unbias	146.196	146.457	-0.261
50	29_Unbias	149.897	152.186	-2.289
50	30_Unbias	150.458	152.574	-2.116
50	31_Unbias	150.173	168.644	-18.471
50	32_Unbias	151.373	155.573	-4.200
50	33_Unbias	146.021	161.810	-15.789
50	34_Unbias	158.416	150.195	8.221
50	35_Unbias	148.179	168.644	-20.465
50	36_Unbias	152.396	146.047	6.349
50	37_Unbias	144.731	146.047	-1.316
50	38_Unbias	146.196	150.195	-3.999
50	39_Unbias	153.979	149.892	4.087
50	40_Unbias	151.057	155.573	-4.516
50	41_Unbias	149.119	146.047	3.072
50	42_Unbias	149.119	146.047	3.072
50	43_Unbias	149.897	161.329	-11.432
50	44_Unbias	150.173	150.195	-0.022
50	45_Unbias	144.883	165.434	-20.551
50	46_Unbias	147.331	146.047	1.284
50	47_Unbias	147.744	161.329	-13.585
50	Max	167.959	176.546	-17.819
50	Average	150.443	153.013	-2.570
50	Min	142.047	139.284	-27.411
50	Std Dev	4.929	8.089	8.934



372.0_AOLC_10K_5V			
Test Site	Junkins Lab		Junkins Lab
Tester	ETS3		ETS3
Test Number	EF799100		EF799100
Max Limit	dB		dB
Min Limit	118		118

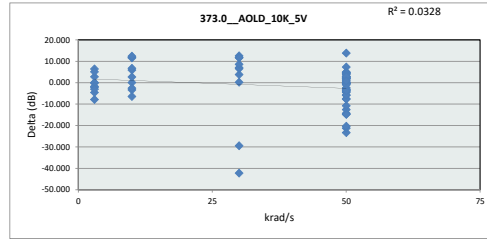
krad/s	3	10	30	50
LL	118.000	118.000	118.000	118.000
Min	146.196	141.373	139.284	141.301
Average	151.332	155.611	148.838	153.754
Max	157.077	175.370	160.277	176.546
UL				



TID LDR/RLAT Report
5962L1620901V9A

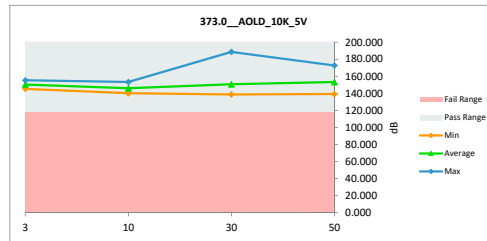
		373.0_AOLD_10K_5V	
Test Site	Junkins Lab	Junkins Lab	
Tester	ETS3	ETS3	
Test Number	EF799100	EF799100	
Unit	dB	dB	
Max Limit		118	
Min Limit		118	

krad/s	Serial #	PreRad	PostRad	Delta
3	48_Bias	146.558	154.425	-7.867
3	49_Bias	148.636	148.874	-0.238
3	50_Bias	153.152	150.458	2.694
3	51_Bias	148.636	148.636	0.000
3	52_Bias	146.021	148.179	-2.158
3	53_Unbias	151.701	145.352	6.348
3	54_Unbias	150.752	155.391	-4.639
3	55_Unbias	149.897	151.701	-1.804
3	56_Unbias	154.895	149.897	4.998
3	57_Unbias	148.636	151.701	-3.065
10	481_Bias	146.558	153.078	-6.520
10	491_Bias	148.636	148.599	0.037
10	501_Bias	153.152	141.374	11.778
10	511_Bias	148.636	142.797	5.839
10	521_Bias	146.021	149.419	-3.398
10	531_Unbias	151.701	140.163	11.538
10	541_Unbias	150.752	153.352	-2.600
10	551_Unbias	149.897	147.237	2.660
10	561_Unbias	154.425	142.063	12.362
10	571_Unbias	148.636	141.973	6.663
30	58_Bias	146.375	175.833	-29.458
30	59_Bias	152.765	141.190	11.575
30	60_Bias	146.558	188.783	-42.225
30	61_Bias	147.535	143.766	3.769
30	62_Bias	148.874	142.390	6.484
30	63_Unbias	150.458	143.516	6.942
30	64_Unbias	149.897	141.345	8.552
30	65_Unbias	152.396	139.878	12.518
30	66	150.458	138.807	11.651
30	67_Unbias	151.373	151.208	0.165
50	1_Bias	154.425	149.744	4.681
50	2_Bias	149.897	148.154	1.743
50	3_Bias	149.897	153.185	-3.288
50	4_Bias	143.350	139.214	4.136
50	5_Bias	147.131	147.371	-0.240
50	6_Bias	149.370	172.716	-23.346
50	7_Bias	154.425	149.808	4.617
50	10_Bias	146.936	161.244	-14.308
50	11_Bias	146.936	161.622	-14.686
50	12_Bias	149.630	152.046	-2.416
50	13_Bias	148.636	161.244	-12.608
50	14_Bias	163.098	155.846	7.252
50	15_Bias	150.458	145.548	4.910
50	16_Bias	146.745	146.569	0.176
50	17_Bias	166.021	152.282	13.739
50	18_Bias	150.458	161.244	-10.786
50	20_Bias	153.979	149.700	4.279
50	21_Bias	148.179	155.846	-7.667
50	22_Bias	147.959	169.214	-21.255
50	23_Unbias	148.874	153.394	-4.520
50	24_Unbias	146.936	147.299	-0.363
50	25_Unbias	150.173	150.809	-0.636
50	26_Unbias	148.874	169.214	-20.340
50	27_Unbias	153.979	153.866	0.113
50	28_Unbias	147.131	162.016	-14.885
50	29_Unbias	147.535	153.394	-5.859
50	30_Unbias	151.373	149.275	2.098
50	31_Unbias	154.425	157.512	-3.087
50	32_Unbias	153.979	157.650	-3.671
50	33_Unbias	146.558	150.809	-4.251
50	34_Unbias	152.041	148.400	3.641
50	35_Unbias	149.897	157.512	-7.615
50	36_Unbias	148.874	149.275	-0.401
50	37_Unbias	151.373	149.275	2.098
50	38_Unbias	150.458	148.400	2.058
50	39_Unbias	149.630	146.748	2.882
50	40_Unbias	149.370	155.180	-5.810
50	41_Unbias	151.701	149.275	2.426
50	42_Unbias	150.458	149.275	1.183
50	43_Unbias	151.373	155.180	-3.807
50	44_Unbias	147.331	148.400	-1.069
50	45_Unbias	149.630	146.931	2.699
50	46_Unbias	152.041	149.275	2.766
50	47_Unbias	155.918	155.180	0.738
50	Max	166.021	188.783	13.739
50	Average	150.290	151.588	-1.298
50	Min	143.350	138.807	-42.225
50	Std Dev	3.521	8.647	9.712



		373.0_AOLD_10K_5V	
Test Site	Junkins Lab	Junkins Lab	
Tester	ETS3	ETS3	
Test Number	EF799100	EF799100	
Max Limit		dB	
Min Limit		dB	

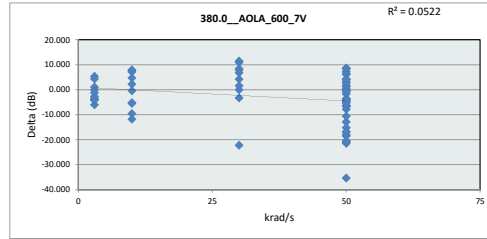
krad/s	3	10	30	50
LL	118.000	118.000	118.000	118.000
Min	145.352	140.163	138.807	139.214
Average	150.461	146.006	150.672	153.321
Max	155.391	153.352	188.783	172.716
UL				



TID LDR/RLAT Report
5962L1620901V9A

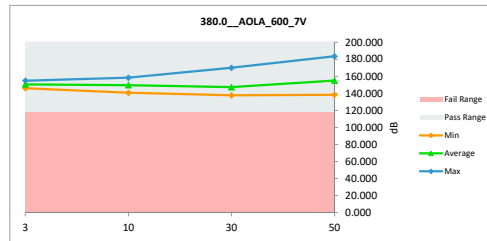
380.0_AOLA_600_7V		
Test Site	Junkins Lab	Junkins Lab
Tester	ETS3	ETS3
Test Number	EF799100	EF799100
Unit	dB	dB
Max Limit		
Min Limit	118	118

krad/s	Serial #	PreRad	PostRad	Delta
3	48_Bias	150.458	153.152	-2.694
3	49_Bias	151.373	146.021	5.352
3	50_Bias	148.874	148.874	0.000
3	51_Bias	148.404	154.425	-6.021
3	52_Bias	146.558	150.752	-4.194
3	53_Unbias	150.458	149.370	1.087
3	54_Unbias	148.636	152.041	-3.405
3	55_Unbias	151.057	154.895	-3.838
3	56_Unbias	151.057	146.745	4.312
3	57_Unbias	148.404	149.630	-1.225
10	481_Bias	150.458	155.943	-5.485
10	491_Bias	151.373	143.659	7.714
10	501_Bias	148.874	141.698	7.176
10	511_Bias	148.404	146.199	2.205
10	521_Bias	146.558	158.352	-11.794
10	531_Unbias	150.458	155.665	-5.207
10	541_Unbias	148.636	140.699	7.937
10	551_Unbias	151.057	146.345	4.712
10	561_Unbias	149.119	149.544	-0.425
10	571_Unbias	148.404	157.973	-9.569
30	58_Bias	148.179	140.349	7.830
30	59_Bias	148.874	152.174	-3.300
30	60_Bias	153.556	149.350	4.206
30	61_Bias	151.373	151.373	0.000
30	62_Bias	148.404	139.978	8.426
30	63_Unbias	147.744	169.941	-22.197
30	64_Unbias	148.636	137.691	10.945
30	65_Unbias	157.077	145.645	11.432
30	66	147.131	140.350	6.781
30	67_Unbias	147.131	145.552	1.579
50	1_Bias	149.119	152.671	-3.552
50	2_Bias	153.556	153.439	0.117
50	3_Bias	151.057	150.754	0.303
50	4_Bias	145.514	142.725	2.789
50	5_Bias	149.630	141.305	8.325
50	6_Bias	150.173	155.522	-5.349
50	7_Bias	153.152	151.450	1.702
50	10_Bias	147.959	168.799	-20.840
50	11_Bias	148.179	183.514	-35.335
50	12_Bias	149.630	142.382	7.248
50	13_Bias	147.331	168.799	-21.468
50	14_Bias	145.849	153.649	-7.800
50	15_Bias	150.752	149.160	1.592
50	16_Bias	146.021	144.793	1.228
50	17_Bias	146.936	138.247	8.689
50	18_Bias	150.752	168.799	-18.047
50	20_Bias	150.173	170.979	-20.806
50	21_Bias	147.131	153.649	-6.518
50	22_Bias	146.375	166.837	-20.462
50	23_Unbias	149.630	143.513	6.117
50	24_Unbias	151.373	147.402	3.971
50	25_Unbias	151.373	156.204	-4.831
50	26_Unbias	150.173	168.674	-18.501
50	27_Unbias	147.744	143.513	4.231
50	28_Unbias	150.458	152.131	-1.673
50	29_Unbias	149.897	143.513	6.384
50	30_Unbias	148.636	152.348	-3.712
50	31_Unbias	147.744	154.262	-6.518
50	32_Unbias	148.404	152.929	-4.525
50	33_Unbias	155.918	156.204	-0.286
50	34_Unbias	149.119	155.444	-6.325
50	35_Unbias	150.458	154.262	-3.804
50	36_Unbias	149.370	164.570	-15.200
50	37_Unbias	151.701	164.570	-12.869
50	38_Unbias	158.416	155.444	2.972
50	39_Unbias	155.391	151.206	4.185
50	40_Unbias	148.636	152.929	-4.293
50	41_Unbias	153.979	164.570	-10.591
50	42_Unbias	147.744	164.570	-16.826
50	43_Unbias	150.752	151.206	-0.454
50	44_Unbias	148.874	155.444	-6.570
50	45_Unbias	150.752	142.274	8.478
50	46_Unbias	147.744	164.570	-16.826
50	47_Unbias	150.458	151.206	-0.748
Max		158.416	183.514	-11.432
Average		149.740	152.633	-2.893
Min		145.514	137.691	-35.335
Std Dev		2.488	9.107	9.425



380.0_AOLA_600_7V		
Test Site	Junkins Lab	
Tester	ETS3	
Test Number	EF799100	
Max Limit		dB
Min Limit	118	dB

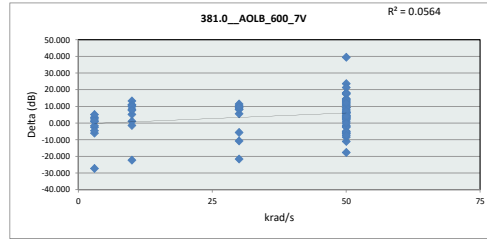
krad/s	3	10	30	50
LL	118.000	118.000	118.000	118.000
Min	146.021	140.699	137.691	138.247
Average	150.590	149.608	147.240	155.010
Max	154.895	158.352	169.941	183.514
UL				



TID LDR/RLAT Report
5962L1620901V9A

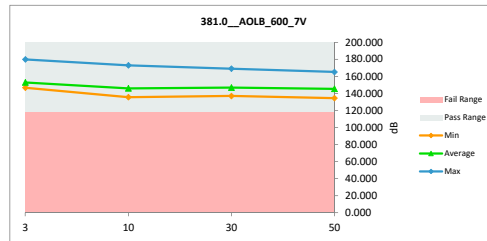
381.0_AOLB_600_7V		
Test Site	Junkins Lab	Junkins Lab
Tester	ETS3	ETS3
Test Number	EF799100	EF799100
Unit	dB	dB
Max Limit		
Min Limit	118	118

krad/s	Serial #	PreRad	PostRad	Delta
3	48_Bias	150.752	147.331	3.421
3	49_Bias	152.396	154.895	-2.499
3	50_Bias	150.752	149.897	0.855
3	51_Bias	148.874	150.458	-1.584
3	52_Bias	149.630	147.131	2.499
3	53_Unbias	152.765	180.000	-27.235
3	54_Unbias	149.370	155.391	-6.021
3	55_Unbias	152.041	146.936	5.105
3	56_Unbias	147.959	146.745	1.214
3	57_Unbias	145.849	150.458	-4.609
10	481_Bias	150.752	139.917	10.835
10	491_Bias	152.396	151.310	1.086
10	501_Bias	150.752	173.038	-22.286
10	511_Bias	148.874	135.597	13.277
10	521_Bias	149.630	138.646	10.984
10	531_Unbias	152.765	144.538	8.227
10	541_Unbias	149.370	150.824	-1.454
10	551_Unbias	152.041	146.817	5.224
10	561_Unbias	149.897	140.021	9.876
10	571_Unbias	145.849	138.153	7.696
30	58_Bias	147.535	169.108	-21.573
30	59_Bias	148.874	140.548	8.326
30	60_Bias	153.556	147.981	5.575
30	61_Bias	148.636	154.322	-5.686
30	62_Bias	153.979	143.638	10.341
30	63_Unbias	146.196	137.002	9.194
30	64_Unbias	146.745	138.572	8.173
30	65_Unbias	149.119	159.874	-10.755
30	66	150.752	139.292	11.460
30	67_Unbias	148.404	138.745	9.659
50	1_Bias	149.897	143.360	6.537
50	2_Bias	173.979	134.549	39.430
50	3_Bias	164.437	140.800	23.637
50	4_Bias	146.936	157.965	-11.029
50	5_Bias	146.745	143.647	3.098
50	6_Bias	146.745	141.185	5.560
50	7_Bias	152.041	149.741	2.300
50	10_Bias	147.535	152.399	-4.864
50	11_Bias	147.744	144.013	3.731
50	12_Bias	147.331	148.622	-1.291
50	13_Bias	153.556	152.399	1.157
50	14_Bias	163.098	141.803	21.295
50	15_Bias	149.897	155.939	-6.042
50	16_Bias	151.373	140.631	10.742
50	17_Bias	151.373	153.485	-2.112
50	18_Bias	149.897	152.399	-2.502
50	20_Bias	152.765	143.561	9.204
50	21_Bias	146.375	141.803	4.572
50	22_Bias	149.897	145.356	4.541
50	23_Unbias	148.636	155.039	-6.403
50	24_Unbias	147.535	165.171	-17.636
50	25_Unbias	155.391	149.148	6.243
50	26_Unbias	144.883	141.689	3.194
50	27_Unbias	152.765	143.416	9.349
50	28_Unbias	154.425	136.350	18.075
50	29_Unbias	149.630	155.039	-5.409
50	30_Unbias	149.897	141.870	8.027
50	31_Unbias	146.375	139.908	6.467
50	32_Unbias	149.119	157.543	-8.424
50	33_Unbias	151.701	149.148	2.553
50	34_Unbias	148.874	138.010	10.864
50	35_Unbias	152.041	139.908	12.133
50	36_Unbias	155.391	142.449	12.942
50	37_Unbias	157.077	142.449	14.628
50	38_Unbias	155.391	138.010	17.381
50	39_Unbias	147.131	137.817	9.314
50	40_Unbias	150.173	157.543	-7.370
50	41_Unbias	149.630	142.449	7.181
50	42_Unbias	146.375	142.449	3.926
50	43_Unbias	148.636	134.397	14.239
50	44_Unbias	151.701	138.010	13.691
50	45_Unbias	143.876	143.893	-0.017
50	46_Unbias	154.425	142.449	11.976
50	47_Unbias	152.396	134.397	17.999
50	Max	173.979	180.000	39.430
50	Average	150.697	146.613	4.084
50	Min	143.876	134.397	-27.235
50	Std Dev	4.481	8.942	10.554



381.0_AOLB_600_7V		
Test Site	Junkins Lab	Junkins Lab
Tester	ETS3	ETS3
Test Number	EF799100	EF799100
Max Limit		
Min Limit	118	

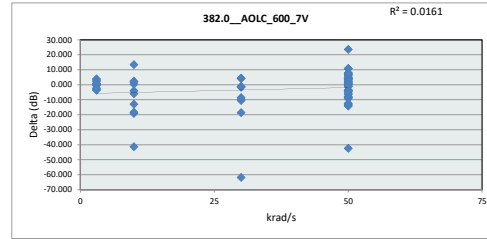
krad/s	3	10	30	50
LL	118.000	118.000	118.000	118.000
Min	146.745	135.597	137.002	134.397
Average	152.924	145.886	146.908	145.277
Max	180.000	173.038	169.108	165.171
UL				



TID LDR/RLAT Report
5962L1620901V9A

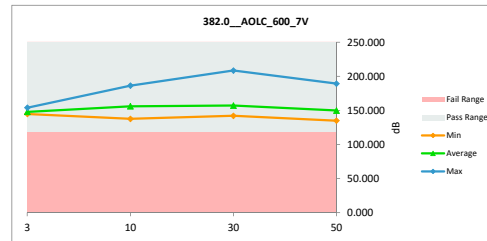
382.0_AOLC_600_7V		
Test Site	Junkins Lab	Junkins Lab
Tester	ETS3	ETS3
Test Number	EF799100	EF799100
Unit	dB	dB
Max Limit		
Min Limit	118	118

krad/s	Serial #	PreRad	PostRad	Delta
3	48_Bias	148.636	145.514	3.121
3	49_Bias	151.057	153.979	-2.923
3	50_Bias	146.375	146.375	0.000
3	51_Bias	147.535	147.959	-0.424
3	52_Bias	148.404	152.041	-3.637
3	53_Unbias	147.331	146.745	0.586
3	54_Unbias	148.636	144.731	3.905
3	55_Unbias	147.131	144.731	2.400
3	56_Unbias	147.535	146.558	0.977
3	57_Unbias	147.131	149.370	-2.239
10	481_Bias	148.636	152.580	-3.944
10	491_Bias	151.057	137.685	13.372
10	501_Bias	146.375	165.505	-19.130
10	511_Bias	147.535	160.480	-12.945
10	521_Bias	148.404	166.649	-18.245
10	531_Unbias	147.331	144.973	2.358
10	541_Unbias	148.636	154.684	-6.048
10	551_Unbias	147.131	146.707	0.424
10	561_Unbias	145.036	186.404	-41.368
10	571_Unbias	147.131	145.257	1.874
30	58_Bias	147.331	148.977	-1.646
30	59_Bias	146.196	142.055	4.141
30	60_Bias	149.630	145.241	4.389
30	61_Bias	146.021	147.492	-1.471
30	62_Bias	148.636	159.099	-10.463
30	63_Unbias	144.883	163.496	-18.613
30	64_Unbias	144.293	152.905	-8.612
30	65_Unbias	147.331	148.478	-1.147
30	66	146.745	208.572	-61.827
30	67_Unbias	145.514	155.185	-9.671
50	1_Bias	145.036	148.702	-3.666
50	2_Bias	150.173	139.366	10.807
50	3_Bias	149.370	141.583	7.787
50	4_Bias	142.853	139.903	2.950
50	5_Bias	149.630	163.909	-14.279
50	6_Bias	146.375	159.294	-12.919
50	7_Bias	149.630	147.654	1.976
50	10_Bias	149.370	148.089	1.281
50	11_Bias	154.895	151.163	3.732
50	12_Bias	150.458	151.579	-1.121
50	13_Bias	147.959	148.089	-0.130
50	14_Bias	158.416	154.280	4.136
50	15_Bias	152.396	148.431	3.965
50	16_Bias	146.936	189.282	-42.346
50	17_Bias	147.959	151.908	-3.949
50	18_Bias	152.396	148.089	4.307
50	20_Bias	147.959	143.007	4.952
50	21_Bias	140.819	154.280	-13.461
50	22_Bias	151.701	155.226	-3.525
50	23_Unbias	146.375	146.105	0.270
50	24_Unbias	145.514	134.928	10.586
50	25_Unbias	166.021	142.461	23.560
50	26_Unbias	141.724	141.672	0.052
50	27_Unbias	147.131	140.396	6.735
50	28_Unbias	147.959	149.140	-1.181
50	29_Unbias	147.331	146.105	1.226
50	30_Unbias	151.701	150.525	1.176
50	31_Unbias	149.370	155.908	-6.538
50	32_Unbias	146.021	155.200	-9.179
50	33_Unbias	146.375	142.461	3.914
50	34_Unbias	148.636	141.446	7.190
50	35_Unbias	147.535	155.908	-8.373
50	36_Unbias	150.752	158.933	-8.181
50	37_Unbias	150.752	158.933	-8.181
50	38_Unbias	147.535	141.446	6.089
50	39_Unbias	147.131	142.195	4.936
50	40_Unbias	150.752	155.200	-4.448
50	41_Unbias	153.152	158.933	-5.781
50	42_Unbias	146.558	158.933	-12.375
50	43_Unbias	152.041	144.206	7.835
50	44_Unbias	148.874	141.446	7.428
50	45_Unbias	143.742	141.449	2.293
50	46_Unbias	154.425	158.933	-4.508
50	47_Unbias	144.583	144.206	0.377
Max		166.021	208.572	23.560
Average		148.378	151.369	-2.992
Min		140.819	134.928	-61.827
Std Dev		3.564	11.552	12.218



382.0_AOLC_600_7V		
Test Site	Junkins Lab	
Tester	ETS3	
Test Number	EF799100	
Max Limit		dB
Min Limit	118	dB

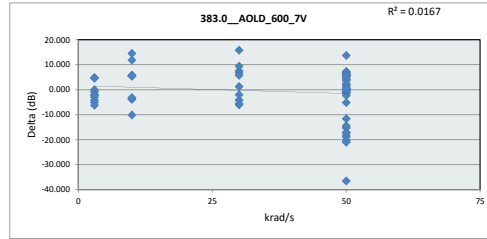
krad/s	3	10	30	50
LL	118.000	118.000	118.000	118.000
Min	144.731	137.685	142.055	134.928
Average	147.801	156.092	157.150	149.793
Max	153.979	186.404	208.572	189.282
UL				



TID LDR/RLAT Report
5962L1620901V9A

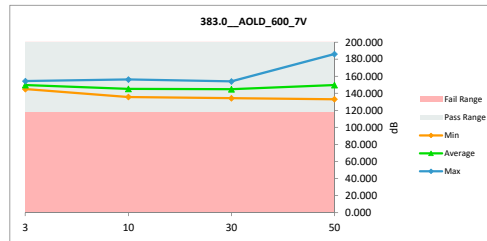
383.0_AOLD_600_7V		
Test Site	Junkins Lab	Junkins Lab
Tester	ETS3	ETS3
Test Number	EF799100	EF799100
Unit	dB	dB
Max Limit		
Min Limit	118	118

krad/s	Serial #	PreRad	PostRad	Delta
3	48_Bias	147.535	151.701	-4.166
3	49_Bias	149.897	145.036	4.861
3	50_Bias	149.119	149.119	0.000
3	51_Bias	146.375	149.370	-2.995
3	52_Bias	144.583	149.630	-5.047
3	53_Unbias	147.535	148.404	-0.869
3	54_Unbias	152.396	154.425	-2.029
3	55_Unbias	148.179	150.458	-2.279
3	56_Unbias	150.458	145.849	4.609
3	57_Unbias	146.196	152.396	-6.200
10	481_Bias	147.535	141.702	5.833
10	491_Bias	149.897	144.381	5.516
10	501_Bias	149.119	152.960	-3.841
10	511_Bias	146.375	140.970	5.405
10	521_Bias	144.583	148.167	-3.584
10	531_Unbias	147.535	135.696	11.839
10	541_Unbias	152.396	137.906	14.490
10	551_Unbias	148.179	151.335	-3.156
10	561_Unbias	147.535	141.903	5.632
10	571_Unbias	146.196	156.305	-10.109
30	58_Bias	144.437	150.470	-6.033
30	59_Bias	147.331	139.880	7.451
30	60_Bias	147.744	141.065	6.679
30	61_Bias	146.558	150.735	-4.177
30	62_Bias	146.375	145.118	1.257
30	63_Unbias	148.874	143.097	5.777
30	64_Unbias	150.173	134.366	15.807
30	65_Unbias	148.636	139.267	9.369
30	66_Unbias	147.744	149.769	-2.025
30	67_Unbias	148.404	153.959	-5.555
50	1_Bias	147.535	148.891	-1.356
50	2_Bias	144.583	149.691	-5.108
50	3_Bias	144.883	145.971	-1.088
50	4_Bias	146.021	145.774	0.247
50	5_Bias	149.630	186.124	-36.494
50	6_Bias	150.173	143.480	6.693
50	7_Bias	148.404	142.716	5.688
50	10_Bias	148.179	165.338	-17.159
50	11_Bias	144.883	138.618	6.265
50	12_Bias	146.745	141.003	5.742
50	13_Bias	146.936	165.338	-18.402
50	14_Bias	155.391	166.998	-11.607
50	15_Bias	145.036	146.011	-0.975
50	16_Bias	144.152	158.535	-14.383
50	17_Bias	149.370	151.709	-2.339
50	18_Bias	145.036	165.338	-20.302
50	20_Bias	147.535	147.831	-0.296
50	21_Bias	148.179	166.998	-18.819
50	22_Bias	146.021	144.399	1.622
50	23_Unbias	145.514	139.073	6.441
50	24_Unbias	145.849	138.787	7.062
50	25_Unbias	150.458	144.399	6.059
50	26_Unbias	149.370	164.604	-15.234
50	27_Unbias	146.745	133.084	13.661
50	28_Unbias	146.375	146.815	-0.440
50	29_Unbias	146.375	139.073	7.302
50	30_Unbias	151.701	145.765	5.936
50	31_Unbias	149.370	144.254	5.116
50	32_Unbias	146.375	145.765	0.610
50	33_Unbias	148.636	144.399	4.237
50	34_Unbias	146.021	146.274	-0.253
50	35_Unbias	149.630	144.254	5.376
50	36_Unbias	148.874	145.110	3.764
50	37_Unbias	147.131	145.110	2.021
50	38_Unbias	150.173	146.274	3.899
50	39_Unbias	147.744	147.324	0.420
50	40_Unbias	149.897	145.765	4.132
50	41_Unbias	147.535	145.110	2.425
50	42_Unbias	144.883	145.110	-0.227
50	43_Unbias	151.373	168.541	-17.168
50	44_Unbias	146.936	146.274	0.662
50	45_Unbias	144.731	139.232	5.499
50	46_Unbias	151.373	145.110	6.263
50	47_Unbias	147.535	168.541	-21.006
Max		155.391	156.124	15.807
Average		147.800	148.382	-0.582
Min		144.152	133.084	-36.494
Std Dev		2.207	9.252	9.163



383.0_AOLD_600_7V		
Test Site	Junkins Lab	Junkins Lab
Tester	ETS3	ETS3
Test Number	EF799100	EF799100
Max Limit		
Min Limit	118	118

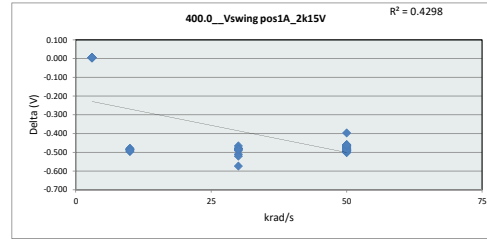
krad/s	3	10	30	50
LL	118.000	118.000	118.000	118.000
Min	145.036	135.696	134.366	133.084
Average	149.639	145.133	144.773	149.655
Max	154.425	156.305	153.959	186.124
UL				



TID LDR/RLAT Report
5962L1620901V9A

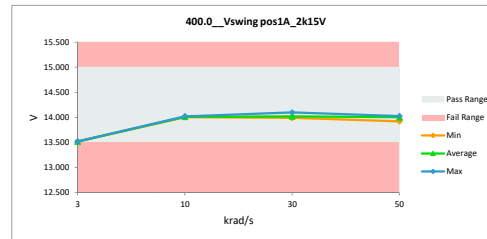
400.0_Vswing pos1A_2k15V		
Test Site	Junkins Lab	Junkins Lab
Tester	ETS3	ETS3
Test Number	EF799100	EF799100
Unit	V	V
Max Limit	15	15
Min Limit	13.5	13.5

krad/s	Serial #	PreRad	PostRad	Delta
3	48_Bias	13.524	13.520	0.004
3	49_Bias	13.524	13.519	0.005
3	50_Bias	13.524	13.520	0.004
3	51_Bias	13.524	13.520	0.004
3	52_Bias	13.525	13.520	0.005
3	53_Unbias	13.524	13.520	0.004
3	54_Unbias	13.524	13.520	0.004
3	55_Unbias	13.524	13.520	0.004
3	56_Unbias	13.524	13.520	0.004
3	57_Unbias	13.524	13.519	0.005
10	481_Bias	13.524	14.004	-0.480
10	491_Bias	13.524	14.014	-0.490
10	501_Bias	13.524	14.004	-0.480
10	511_Bias	13.524	14.008	-0.484
10	521_Bias	13.525	14.010	-0.485
10	531_Unbias	13.524	14.009	-0.485
10	541_Unbias	13.524	14.010	-0.486
10	551_Unbias	13.524	14.010	-0.486
10	561_Unbias	13.524	14.020	-0.496
10	571_Unbias	13.524	14.018	-0.494
30	58_Bias	13.524	14.015	-0.491
30	59_Bias	13.524	14.006	-0.482
30	60_Bias	13.524	14.002	-0.478
30	61_Bias	13.525	14.006	-0.481
30	62_Bias	13.524	13.990	-0.466
30	63_Unbias	13.524	14.035	-0.511
30	64_Unbias	13.524	14.098	-0.574
30	65_Unbias	13.524	14.045	-0.521
30	66	13.524	14.006	-0.482
30	67_Unbias	13.524	14.009	-0.485
50	1_Bias	13.524	13.998	-0.474
50	2_Bias	13.524	14.011	-0.487
50	3_Bias	13.524	14.012	-0.488
50	4_Bias	13.524	13.921	-0.397
50	5_Bias	13.524	14.009	-0.485
50	6_Bias	13.524	14.003	-0.479
50	7_Bias	13.524	14.014	-0.490
50	10_Bias	13.524	14.015	-0.491
50	11_Bias	13.524	14.026	-0.502
50	12_Bias	13.524	14.015	-0.491
50	13_Bias	13.524	14.015	-0.491
50	14_Bias	13.524	14.023	-0.499
50	15_Bias	13.524	14.007	-0.483
50	16_Bias	13.524	14.006	-0.482
50	17_Bias	13.524	14.016	-0.492
50	18_Bias	13.524	14.015	-0.491
50	20_Bias	13.524	14.017	-0.493
50	21_Bias	13.524	14.023	-0.499
50	22_Bias	13.525	14.022	-0.497
50	23_Unbias	13.524	14.015	-0.491
50	24_Unbias	13.524	14.019	-0.495
50	25_Unbias	13.524	14.000	-0.476
50	26_Unbias	13.524	13.989	-0.465
50	27_Unbias	13.524	14.014	-0.490
50	28_Unbias	13.524	14.003	-0.479
50	29_Unbias	13.524	14.015	-0.491
50	30_Unbias	13.524	13.993	-0.469
50	31_Unbias	13.524	13.984	-0.460
50	32_Unbias	13.524	14.007	-0.483
50	33_Unbias	13.524	14.000	-0.476
50	34_Unbias	13.524	14.009	-0.485
50	35_Unbias	13.524	13.984	-0.460
50	36_Unbias	13.524	13.990	-0.466
50	37_Unbias	13.524	13.990	-0.466
50	38_Unbias	13.524	14.009	-0.485
50	39_Unbias	13.524	13.991	-0.467
50	40_Unbias	13.524	14.007	-0.483
50	41_Unbias	13.524	13.990	-0.466
50	42_Unbias	13.524	13.990	-0.466
50	43_Unbias	13.524	13.985	-0.461
50	44_Unbias	13.524	14.009	-0.485
50	45_Unbias	13.524	13.989	-0.465
50	46_Unbias	13.525	13.990	-0.465
50	47_Unbias	13.524	13.985	-0.461
	Max	13.525	14.098	0.005
	Average	13.524	13.941	-0.417
	Min	13.524	13.519	-0.574
	Std Dev	0.000	0.169	0.169



400.0_Vswing pos1A_2k15V		
Test Site	Junkins Lab	Junkins Lab
Tester	ETS3	ETS3
Test Number	EF799100	EF799100
Max Limit	15	V
Min Limit	13.5	V

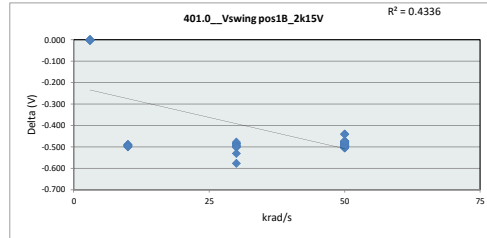
krad/s	3	10	30	50
LL	13.500	13.500	13.500	13.500
Min	13.519	14.004	13.990	13.921
Average	13.520	14.011	14.021	14.003
Max	13.520	14.020	14.098	14.026
UL	15.000	15.000	15.000	15.000



TID LDR/RLAT Report
5962L1620901V9A

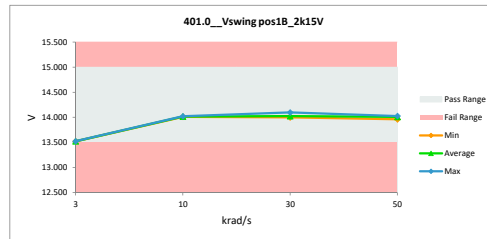
401.0_Vswing pos1B_2k15V		
Test Site	Junkins Lab	Junkins Lab
Tester	ETS3	ETS3
Test Number	EF799100	EF799100
Unit	V	V
Max Limit	15	15
Min Limit	13.5	13.5

krad/s	Serial #	PreRad	PostRad	Delta
3	48_Bias	13.521	13.522	-0.001
3	49_Bias	13.521	13.522	-0.001
3	50_Bias	13.521	13.523	-0.002
3	51_Bias	13.521	13.523	-0.002
3	52_Bias	13.521	13.522	-0.001
3	53_Unbias	13.521	13.522	-0.001
3	54_Unbias	13.521	13.522	-0.001
3	55_Unbias	13.521	13.522	-0.001
3	56_Unbias	13.521	13.522	-0.001
3	57_Unbias	13.521	13.522	-0.001
10	481_Bias	13.521	14.011	-0.490
10	491_Bias	13.521	14.018	-0.497
10	501_Bias	13.521	14.010	-0.489
10	511_Bias	13.521	14.014	-0.493
10	521_Bias	13.521	14.012	-0.491
10	531_Unbias	13.521	14.013	-0.492
10	541_Unbias	13.521	14.013	-0.492
10	551_Unbias	13.521	14.016	-0.495
10	561_Unbias	13.521	14.021	-0.500
10	571_Unbias	13.521	14.019	-0.498
30	58_Bias	13.521	14.016	-0.495
30	59_Bias	13.521	14.006	-0.485
30	60_Bias	13.521	14.005	-0.484
30	61_Bias	13.521	14.011	-0.490
30	62_Bias	13.521	13.999	-0.478
30	63_Unbias	13.521	14.019	-0.498
30	64_Unbias	13.521	14.017	-0.496
30	65_Unbias	13.521	14.098	-0.577
30	66	13.521	14.023	-0.502
30	67_Unbias	13.521	14.052	-0.531
50	1_Bias	13.521	14.008	-0.487
50	2_Bias	13.521	14.014	-0.493
50	3_Bias	13.521	14.016	-0.495
50	4_Bias	13.521	14.018	-0.497
50	5_Bias	13.521	14.012	-0.491
50	6_Bias	13.521	14.005	-0.484
50	7_Bias	13.521	14.017	-0.496
50	10_Bias	13.521	14.017	-0.496
50	11_Bias	13.521	14.026	-0.505
50	12_Bias	13.521	14.016	-0.495
50	13_Bias	13.521	14.017	-0.496
50	14_Bias	13.521	14.025	-0.504
50	15_Bias	13.521	14.012	-0.491
50	16_Bias	13.521	14.012	-0.491
50	17_Bias	13.521	14.022	-0.501
50	18_Bias	13.521	14.017	-0.496
50	20_Bias	13.521	14.017	-0.496
50	21_Bias	13.521	14.025	-0.504
50	22_Bias	13.521	14.023	-0.502
50	23_Unbias	13.521	14.018	-0.497
50	24_Unbias	13.521	14.017	-0.496
50	25_Unbias	13.521	14.002	-0.481
50	26_Unbias	13.522	13.996	-0.474
50	27_Unbias	13.521	14.013	-0.492
50	28_Unbias	13.521	13.997	-0.476
50	29_Unbias	13.521	14.018	-0.497
50	30_Unbias	13.521	13.996	-0.475
50	31_Unbias	13.521	14.006	-0.485
50	32_Unbias	13.521	14.006	-0.485
50	33_Unbias	13.521	14.002	-0.481
50	34_Unbias	13.521	14.014	-0.493
50	35_Unbias	13.522	14.006	-0.484
50	36_Unbias	13.521	13.996	-0.475
50	37_Unbias	13.521	13.996	-0.475
50	38_Unbias	13.521	14.014	-0.493
50	39_Unbias	13.521	13.999	-0.478
50	40_Unbias	13.521	14.006	-0.485
50	41_Unbias	13.521	13.996	-0.475
50	42_Unbias	13.521	13.996	-0.475
50	43_Unbias	13.521	13.961	-0.440
50	44_Unbias	13.521	14.014	-0.493
50	45_Unbias	13.521	13.996	-0.475
50	46_Unbias	13.521	13.996	-0.475
50	47_Unbias	13.520	13.961	-0.441
Max		13.522	14.098	-0.001
Average		13.521	13.945	-0.424
Min		13.520	13.522	-0.577
Std Dev		0.000	0.169	0.169



401.0_Vswing pos1B_2k15V		
Test Site	Junkins Lab	Junkins Lab
Tester	ETS3	ETS3
Test Number	EF799100	EF799100
Max Limit	15	V
Min Limit	13.5	V

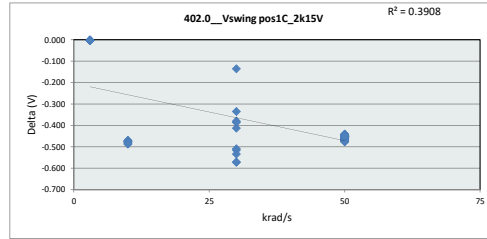
krad/s	3	10	30	50
LL	13.500	13.500	13.500	13.500
Min	13.522	14.010	13.999	13.961
Average	13.522	14.015	14.025	14.008
Max	13.523	14.021	14.098	14.026
UL	15.000	15.000	15.000	15.000



TID LDR/RLAT Report
5962L1620901V9A

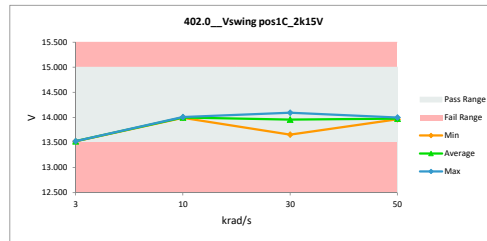
402.0_Vswing pos1C_2k15V			
Test Site	Junkins Lab		Junkins Lab
Tester	ETS3		ETS3
Test Number	EF799100		EF799100
Unit	V		V
Max Limit	15		15
Min Limit	13.5		13.5

krad/s	Serial #	PreRad	PostRad	Delta
3	48_Bias	13.522	13.524	-0.002
3	49_Bias	13.522	13.524	-0.002
3	50_Bias	13.522	13.524	-0.002
3	51_Bias	13.522	13.525	-0.003
3	52_Bias	13.522	13.525	-0.003
3	53_Unbias	13.522	13.525	-0.003
3	54_Unbias	13.521	13.525	-0.004
3	55_Unbias	13.521	13.524	-0.003
3	56_Unbias	13.522	13.524	-0.002
3	57_Unbias	13.522	13.525	-0.003
10	481_Bias	13.522	13.992	-0.470
10	491_Bias	13.522	13.998	-0.476
10	501_Bias	13.522	13.992	-0.470
10	511_Bias	13.522	13.995	-0.473
10	521_Bias	13.522	13.998	-0.476
10	531_Unbias	13.522	13.998	-0.476
10	541_Unbias	13.521	14.000	-0.479
10	551_Unbias	13.521	14.002	-0.481
10	561_Unbias	13.521	14.008	-0.487
10	571_Unbias	13.522	14.007	-0.485
30	58_Bias	13.522	13.935	-0.413
30	59_Bias	13.521	13.901	-0.380
30	60_Bias	13.521	13.856	-0.335
30	61_Bias	13.522	13.908	-0.386
30	62_Bias	13.521	13.657	-0.136
30	63_Unbias	13.522	14.031	-0.509
30	64_Unbias	13.522	14.094	-0.572
30	65_Unbias	13.522	14.093	-0.571
30	66	13.521	14.036	-0.515
30	67_Unbias	13.522	14.056	-0.534
50	1_Bias	13.521	13.963	-0.442
50	2_Bias	13.522	13.973	-0.451
50	3_Bias	13.522	13.973	-0.451
50	4_Bias	13.522	13.976	-0.454
50	5_Bias	13.522	13.969	-0.447
50	6_Bias	13.522	13.962	-0.440
50	7_Bias	13.522	13.973	-0.451
50	10_Bias	13.522	13.971	-0.449
50	11_Bias	13.522	13.976	-0.454
50	12_Bias	13.521	13.969	-0.448
50	13_Bias	13.522	13.971	-0.449
50	14_Bias	13.522	13.990	-0.468
50	15_Bias	13.522	13.966	-0.444
50	16_Bias	13.523	13.968	-0.445
50	17_Bias	13.522	13.976	-0.454
50	18_Bias	13.522	13.971	-0.449
50	20_Bias	13.522	13.974	-0.452
50	21_Bias	13.521	13.990	-0.469
50	22_Bias	13.522	13.980	-0.458
50	23_Unbias	13.521	13.977	-0.456
50	24_Unbias	13.522	13.975	-0.453
50	25_Unbias	13.522	13.977	-0.455
50	26_Unbias	13.522	13.968	-0.446
50	27_Unbias	13.522	13.991	-0.469
50	28_Unbias	13.522	13.974	-0.452
50	29_Unbias	13.521	13.977	-0.456
50	30_Unbias	13.522	13.976	-0.454
50	31_Unbias	13.522	13.985	-0.463
50	32_Unbias	13.521	13.985	-0.464
50	33_Unbias	13.521	13.977	-0.456
50	34_Unbias	13.522	13.997	-0.475
50	35_Unbias	13.522	13.985	-0.463
50	36_Unbias	13.522	13.972	-0.450
50	37_Unbias	13.522	13.972	-0.450
50	38_Unbias	13.521	13.997	-0.476
50	39_Unbias	13.522	13.976	-0.454
50	40_Unbias	13.522	13.985	-0.463
50	41_Unbias	13.522	13.972	-0.450
50	42_Unbias	13.522	13.972	-0.450
50	43_Unbias	13.522	13.970	-0.448
50	44_Unbias	13.522	13.997	-0.475
50	45_Unbias	13.521	13.970	-0.449
50	46_Unbias	13.522	13.972	-0.450
50	47_Unbias	13.522	13.970	-0.448
	Max	13.523	14.094	-0.002
	Average	13.522	13.916	-0.394
	Min	13.521	13.524	-0.572
	Std Dev	0.000	0.163	0.163



402.0_Vswing pos1C_2k15V			
Test Site	Junkins Lab		Junkins Lab
Tester	ETS3		ETS3
Test Number	EF799100		EF799100
Max Limit	15	V	
Min Limit	13.5	V	

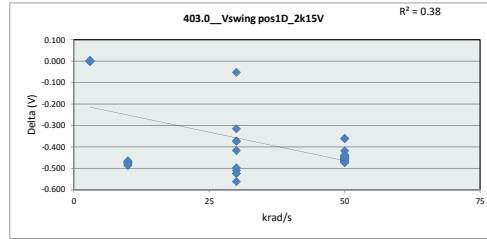
krad/s	3	10	30	50
LL	13.500	13.500	13.500	13.500
Min	13.524	13.992	13.657	13.962
Average	13.525	13.999	13.957	13.976
Max	13.525	14.008	14.094	13.997
UL	15.000	15.000	15.000	15.000



TID LDR/RLAT Report
5962L1620901V9A

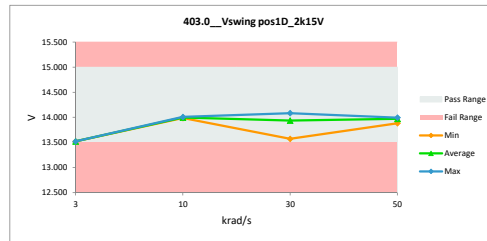
403.0_Vswing pos1D_2k15V		
Test Site	Junkins Lab	Junkins Lab
Tester	ETS3	ETS3
Test Number	EF799100	EF799100
Unit	V	V
Max Limit	15	15
Min Limit	13.5	13.5

krad/s	Serial #	PreRad	PostRad	Delta
3	48_Bias	13.521	13.520	0.001
3	49_Bias	13.521	13.520	0.001
3	50_Bias	13.521	13.520	0.001
3	51_Bias	13.521	13.521	0.000
3	52_Bias	13.521	13.521	0.000
3	53_Unbias	13.521	13.521	0.000
3	54_Unbias	13.521	13.520	0.001
3	55_Unbias	13.521	13.520	0.001
3	56_Unbias	13.521	13.521	0.000
3	57_Unbias	13.521	13.521	0.000
10	481_Bias	13.521	13.987	-0.466
10	491_Bias	13.521	13.996	-0.475
10	501_Bias	13.521	13.988	-0.467
10	511_Bias	13.521	13.993	-0.472
10	521_Bias	13.521	13.994	-0.473
10	531_Unbias	13.521	13.996	-0.475
10	541_Unbias	13.521	13.994	-0.473
10	551_Unbias	13.521	14.000	-0.479
10	561_Unbias	13.521	14.008	-0.487
10	571_Unbias	13.521	14.006	-0.485
30	58_Bias	13.521	13.938	-0.417
30	59_Bias	13.521	13.894	-0.373
30	60_Bias	13.521	13.837	-0.316
30	61_Bias	13.521	13.895	-0.374
30	62_Bias	13.520	13.572	-0.052
30	63_Unbias	13.521	14.031	-0.510
30	64_Unbias	13.521	14.019	-0.498
30	65_Unbias	13.521	14.045	-0.524
30	66_Unbias	13.521	14.046	-0.525
30	67_Unbias	13.521	14.083	-0.562
50	1_Bias	13.521	13.940	-0.419
50	2_Bias	13.521	13.973	-0.452
50	3_Bias	13.521	13.969	-0.448
50	4_Bias	13.521	13.990	-0.469
50	5_Bias	13.521	13.965	-0.444
50	6_Bias	13.520	13.958	-0.438
50	7_Bias	13.521	13.972	-0.451
50	10_Bias	13.521	13.974	-0.453
50	11_Bias	13.521	13.980	-0.459
50	12_Bias	13.521	13.976	-0.455
50	13_Bias	13.521	13.974	-0.453
50	14_Bias	13.521	13.988	-0.467
50	15_Bias	13.521	13.967	-0.446
50	16_Bias	13.521	13.967	-0.446
50	17_Bias	13.521	13.976	-0.455
50	18_Bias	13.521	13.974	-0.453
50	20_Bias	13.521	13.980	-0.459
50	21_Bias	13.521	13.988	-0.467
50	22_Bias	13.521	13.981	-0.460
50	23_Unbias	13.521	13.978	-0.457
50	24_Unbias	13.521	13.979	-0.458
50	25_Unbias	13.521	13.972	-0.451
50	26_Unbias	13.521	13.964	-0.443
50	27_Unbias	13.521	13.994	-0.473
50	28_Unbias	13.521	13.976	-0.455
50	29_Unbias	13.521	13.978	-0.457
50	30_Unbias	13.521	13.964	-0.443
50	31_Unbias	13.521	13.882	-0.361
50	32_Unbias	13.520	13.985	-0.465
50	33_Unbias	13.521	13.972	-0.451
50	34_Unbias	13.521	13.993	-0.472
50	35_Unbias	13.521	13.882	-0.361
50	36_Unbias	13.521	13.973	-0.452
50	37_Unbias	13.521	13.973	-0.452
50	38_Unbias	13.521	13.993	-0.472
50	39_Unbias	13.521	13.963	-0.442
50	40_Unbias	13.521	13.985	-0.464
50	41_Unbias	13.521	13.973	-0.452
50	42_Unbias	13.521	13.973	-0.452
50	43_Unbias	13.521	13.963	-0.442
50	44_Unbias	13.521	13.993	-0.472
50	45_Unbias	13.521	13.965	-0.444
50	46_Unbias	13.521	13.973	-0.452
50	47_Unbias	13.521	13.963	-0.442
50	Max	13.521	14.083	0.001
50	Average	13.521	13.908	-0.388
50	Min	13.520	13.520	-0.562
50	Std Dev	0.000	0.165	0.165



403.0_Vswing pos1D_2k15V		
Test Site	Junkins Lab	Junkins Lab
Tester	ETS3	ETS3
Test Number	EF799100	EF799100
Max Limit	15	V
Min Limit	13.5	V

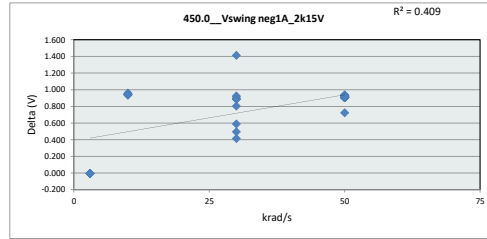
krad/s	3	10	30	50
LL	13.500	13.500	13.500	13.500
Min	13.521	13.987	13.572	13.882
Average	13.521	13.996	13.936	13.970
Max	13.521	14.008	14.083	13.994
UL	15.000	15.000	15.000	15.000



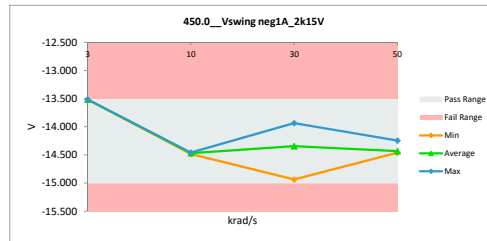
TID LDR/RLAT Report
5962L1620901V9A

450.0_Vswing neg1A_2k15V		
Test Site	Junkins Lab	Junkins Lab
Tester	ETS3	ETS3
Test Number	EF799100	EF799100
Unit	V	V
Max Limit	-13.5	-13.5
Min Limit	-15	-15

krad/s	Serial #	PreRad	PostRad	Delta
3	48_Bias	-13.523	-13.517	-0.006
3	49_Bias	-13.523	-13.518	-0.005
3	50_Bias	-13.523	-13.518	-0.005
3	51_Bias	-13.523	-13.518	-0.005
3	52_Bias	-13.523	-13.518	-0.005
3	53_Unbias	-13.524	-13.518	-0.006
3	54_Unbias	-13.523	-13.518	-0.005
3	55_Unbias	-13.523	-13.518	-0.005
3	56_Unbias	-13.523	-13.518	-0.005
3	57_Unbias	-13.524	-13.518	-0.006
10	481_Bias	-13.523	-14.469	0.946
10	491_Bias	-13.523	-14.470	0.947
10	501_Bias	-13.523	-14.470	0.947
10	511_Bias	-13.523	-14.483	0.960
10	521_Bias	-13.523	-14.473	0.950
10	531_Unbias	-13.524	-14.459	0.935
10	541_Unbias	-13.523	-14.463	0.940
10	551_Unbias	-13.523	-14.468	0.945
10	561_Unbias	-13.523	-14.463	0.940
10	571_Unbias	-13.524	-14.467	0.943
30	58_Bias	-13.523	-14.447	0.924
30	59_Bias	-13.523	-14.417	0.894
30	60_Bias	-13.523	-14.411	0.888
30	61_Bias	-13.523	-14.439	0.916
30	62_Bias	-13.523	-14.407	0.884
30	63_Unbias	-13.523	-14.936	1.413
30	64_Unbias	-13.523	-14.017	0.494
30	65_Unbias	-13.523	-14.326	0.803
30	66	-13.523	-14.112	0.589
30	67_Unbias	-13.523	-13.937	0.414
50	1_Bias	-13.523	-14.433	0.910
50	2_Bias	-13.523	-14.434	0.911
50	3_Bias	-13.524	-14.433	0.909
50	4_Bias	-13.523	-14.247	0.724
50	5_Bias	-13.523	-14.437	0.914
50	6_Bias	-13.523	-14.445	0.922
50	7_Bias	-13.523	-14.450	0.927
50	10_Bias	-13.523	-14.431	0.908
50	11_Bias	-13.523	-14.443	0.920
50	12_Bias	-13.523	-14.438	0.915
50	13_Bias	-13.523	-14.431	0.908
50	14_Bias	-13.524	-14.451	0.927
50	15_Bias	-13.523	-14.431	0.908
50	16_Bias	-13.523	-14.439	0.916
50	17_Bias	-13.523	-14.437	0.914
50	18_Bias	-13.523	-14.431	0.908
50	20_Bias	-13.523	-14.442	0.919
50	21_Bias	-13.523	-14.451	0.928
50	22_Bias	-13.523	-14.434	0.911
50	23_Unbias	-13.523	-14.429	0.906
50	24_Unbias	-13.523	-14.433	0.910
50	25_Unbias	-13.523	-14.429	0.906
50	26_Unbias	-13.523	-14.431	0.908
50	27_Unbias	-13.523	-14.461	0.938
50	28_Unbias	-13.523	-14.442	0.919
50	29_Unbias	-13.523	-14.429	0.906
50	30_Unbias	-13.523	-14.434	0.911
50	31_Unbias	-13.524	-14.431	0.907
50	32_Unbias	-13.523	-14.439	0.916
50	33_Unbias	-13.523	-14.429	0.906
50	34_Unbias	-13.523	-14.451	0.928
50	35_Unbias	-13.524	-14.431	0.907
50	36_Unbias	-13.523	-14.439	0.916
50	37_Unbias	-13.523	-14.439	0.916
50	38_Unbias	-13.523	-14.451	0.928
50	39_Unbias	-13.523	-14.442	0.919
50	40_Unbias	-13.523	-14.439	0.916
50	41_Unbias	-13.523	-14.439	0.916
50	42_Unbias	-13.523	-14.439	0.916
50	43_Unbias	-13.523	-14.437	0.914
50	44_Unbias	-13.523	-14.451	0.928
50	45_Unbias	-13.524	-14.452	0.928
50	46_Unbias	-13.523	-14.439	0.916
50	47_Unbias	-13.523	-14.437	0.914
Max		-13.523	-13.517	1.413
Average		-13.523	-14.303	0.780
Min		-13.524	-14.936	-0.006
Std Dev		0.000	0.330	0.330



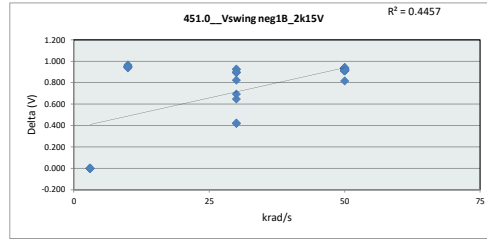
450.0_Vswing neg1A_2k15V				
Test Site	Junkins Lab			
Tester	ETS3			
Test Number	EF799100			
Max Limit	-13.5	V		
Min Limit	-15	V		
krad/s	3	10	30	50
LL	-15.000	-15.000	-15.000	-15.000
Min	-13.518	-14.483	-14.936	-14.461
Average	-13.518	-14.469	-14.345	-14.434
Max	-13.517	-14.459	-13.937	-14.247
UL	-13.500	-13.500	-13.500	-13.500



TID LDR/RLAT Report
5962L1620901V9A

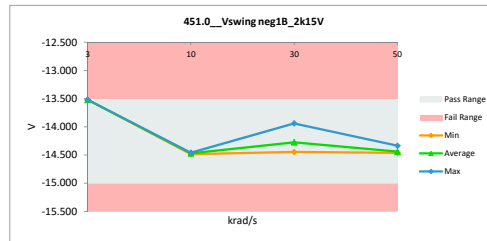
451.0_Vswing neg1B_2k15V		
Test Site	Junkins Lab	Junkins Lab
Tester	ETS3	ETS3
Test Number	EF799100	EF799100
Unit	V	V
Max Limit	-13.5	-13.5
Min Limit	-15	-15

krad/s	Serial #	PreRad	PostRad	Delta
3	48_Bias	-13.521	-13.521	0.000
3	49_Bias	-13.521	-13.521	0.000
3	50_Bias	-13.521	-13.521	0.000
3	51_Bias	-13.521	-13.521	0.000
3	52_Bias	-13.522	-13.521	-0.001
3	53_Unbias	-13.522	-13.521	-0.001
3	54_Unbias	-13.521	-13.521	0.000
3	55_Unbias	-13.521	-13.521	0.000
3	56_Unbias	-13.522	-13.521	-0.001
3	57_Unbias	-13.521	-13.521	0.000
10	481_Bias	-13.521	-14.474	0.953
10	491_Bias	-13.521	-14.471	0.950
10	501_Bias	-13.521	-14.474	0.953
10	511_Bias	-13.521	-14.486	0.965
10	521_Bias	-13.522	-14.475	0.953
10	531_Unbias	-13.522	-14.460	0.938
10	541_Unbias	-13.521	-14.466	0.945
10	551_Unbias	-13.521	-14.472	0.951
10	561_Unbias	-13.522	-14.463	0.941
10	571_Unbias	-13.521	-14.470	0.949
30	58_Bias	-13.521	-14.446	0.925
30	59_Bias	-13.521	-14.414	0.893
30	60_Bias	-13.521	-14.417	0.896
30	61_Bias	-13.522	-14.444	0.922
30	62_Bias	-13.521	-14.418	0.897
30	63_Unbias	-13.521	-13.939	0.418
30	64_Unbias	-13.521	-14.168	0.647
30	65_Unbias	-13.522	-14.344	0.822
30	66	-13.521	-14.214	0.693
30	67_Unbias	-13.521	-13.943	0.422
50	1_Bias	-13.522	-14.438	0.916
50	2_Bias	-13.521	-14.437	0.916
50	3_Bias	-13.522	-14.437	0.915
50	4_Bias	-13.521	-14.336	0.815
50	5_Bias	-13.522	-14.439	0.917
50	6_Bias	-13.522	-14.447	0.925
50	7_Bias	-13.522	-14.454	0.932
50	10_Bias	-13.521	-14.432	0.911
50	11_Bias	-13.521	-14.448	0.927
50	12_Bias	-13.521	-14.439	0.918
50	13_Bias	-13.522	-14.432	0.910
50	14_Bias	-13.521	-14.454	0.933
50	15_Bias	-13.521	-14.435	0.914
50	16_Bias	-13.522	-14.442	0.920
50	17_Bias	-13.522	-14.439	0.917
50	18_Bias	-13.521	-14.432	0.911
50	20_Bias	-13.521	-14.444	0.923
50	21_Bias	-13.521	-14.454	0.933
50	22_Bias	-13.522	-14.438	0.916
50	23_Unbias	-13.521	-14.433	0.912
50	24_Unbias	-13.521	-14.433	0.912
50	25_Unbias	-13.521	-14.433	0.912
50	26_Unbias	-13.521	-14.435	0.914
50	27_Unbias	-13.522	-14.462	0.940
50	28_Unbias	-13.521	-14.440	0.919
50	29_Unbias	-13.521	-14.433	0.912
50	30_Unbias	-13.521	-14.436	0.915
50	31_Unbias	-13.522	-14.455	0.933
50	32_Unbias	-13.521	-14.439	0.918
50	33_Unbias	-13.522	-14.433	0.911
50	34_Unbias	-13.521	-14.458	0.937
50	35_Unbias	-13.521	-14.455	0.934
50	36_Unbias	-13.521	-14.446	0.925
50	37_Unbias	-13.522	-14.446	0.924
50	38_Unbias	-13.522	-14.458	0.936
50	39_Unbias	-13.521	-14.448	0.927
50	40_Unbias	-13.522	-14.439	0.917
50	41_Unbias	-13.521	-14.446	0.925
50	42_Unbias	-13.521	-14.446	0.925
50	43_Unbias	-13.522	-14.434	0.912
50	44_Unbias	-13.522	-14.458	0.936
50	45_Unbias	-13.522	-14.457	0.935
50	46_Unbias	-13.521	-14.446	0.925
50	47_Unbias	-13.522	-14.434	0.912
50	Max	-13.521	-13.521	0.965
50	Average	-13.521	-14.298	0.777
50	Min	-13.522	-14.486	-0.001
50	Std Dev	0.000	0.323	0.323



451.0_Vswing neg1B_2k15V		
Test Site	Junkins Lab	Junkins Lab
Tester	ETS3	ETS3
Test Number	EF799100	EF799100
Max Limit	-13.5	V
Min Limit	-15	V

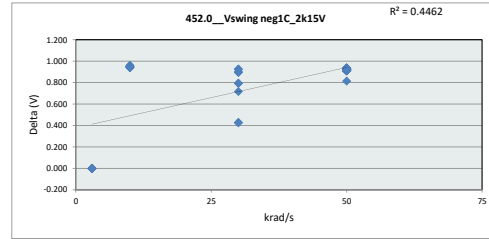
krad/s	3	10	30	50
LL	-15.000	-15.000	-15.000	-15.000
Min	-13.521	-14.486	-14.446	-14.462
Average	-13.521	-14.471	-14.275	-14.440
Max	-13.521	-14.460	-13.939	-14.336
UL	-13.500	-13.500	-13.500	-13.500



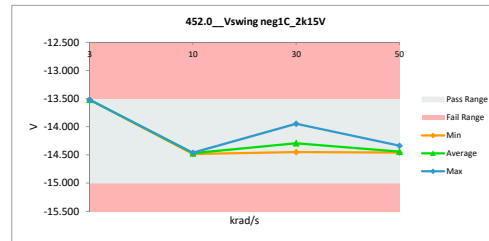
TID LDR/RLAT Report 5962L1620901V9A

452.0_Vswing neg1C_2k15V		
Test Site	Junkins Lab	Junkins Lab
Tester	ETS3	ETS3
Test Number	EF799100	EF799100
Unit	V	V
Max Limit	-13.5	-13.5
Min Limit	-15	-15

krad/s	Serial #	PreRad	PostRad	Delta
3	48_Bias	-13.522	-13.521	-0.001
3	49_Bias	-13.523	-13.521	-0.002
3	50_Bias	-13.522	-13.521	-0.001
3	51_Bias	-13.523	-13.521	-0.002
3	52_Bias	-13.522	-13.521	-0.001
3	53_Unbias	-13.523	-13.521	-0.002
3	54_Unbias	-13.523	-13.521	-0.002
3	55_Unbias	-13.523	-13.521	-0.002
3	56_Unbias	-13.523	-13.521	-0.002
3	57_Unbias	-13.523	-13.521	-0.002
10	481_Bias	-13.522	-14.472	0.950
10	491_Bias	-13.523	-14.470	0.947
10	501_Bias	-13.522	-14.473	0.951
10	511_Bias	-13.523	-14.485	0.962
10	521_Bias	-13.522	-14.476	0.954
10	531_Unbias	-13.523	-14.462	0.939
10	541_Unbias	-13.523	-14.466	0.943
10	551_Unbias	-13.523	-14.472	0.949
10	561_Unbias	-13.522	-14.462	0.940
10	571_Unbias	-13.523	-14.469	0.946
30	58_Bias	-13.522	-14.449	0.927
30	59_Bias	-13.522	-14.420	0.898
30	60_Bias	-13.523	-14.417	0.894
30	61_Bias	-13.523	-14.446	0.923
30	62_Bias	-13.522	-14.422	0.900
30	63_Unbias	-13.522	-13.946	0.424
30	64_Unbias	-13.522	-14.238	0.716
30	65_Unbias	-13.523	-14.318	0.795
30	66	-13.522	-14.315	0.793
30	67_Unbias	-13.523	-13.952	0.429
50	1_Bias	-13.522	-14.440	0.918
50	2_Bias	-13.523	-14.437	0.914
50	3_Bias	-13.523	-14.438	0.915
50	4_Bias	-13.523	-14.336	0.813
50	5_Bias	-13.523	-14.441	0.918
50	6_Bias	-13.523	-14.449	0.926
50	7_Bias	-13.523	-14.452	0.929
50	10_Bias	-13.523	-14.433	0.910
50	11_Bias	-13.522	-14.451	0.929
50	12_Bias	-13.522	-14.439	0.917
50	13_Bias	-13.523	-14.433	0.910
50	14_Bias	-13.523	-14.458	0.935
50	15_Bias	-13.522	-14.437	0.915
50	16_Bias	-13.523	-14.444	0.921
50	17_Bias	-13.522	-14.441	0.919
50	18_Bias	-13.522	-14.433	0.911
50	20_Bias	-13.523	-14.446	0.923
50	21_Bias	-13.523	-14.458	0.935
50	22_Bias	-13.523	-14.440	0.917
50	23_Unbias	-13.522	-14.435	0.913
50	24_Unbias	-13.523	-14.432	0.909
50	25_Unbias	-13.522	-14.432	0.910
50	26_Unbias	-13.522	-14.435	0.913
50	27_Unbias	-13.523	-14.459	0.936
50	28_Unbias	-13.522	-14.440	0.918
50	29_Unbias	-13.523	-14.435	0.912
50	30_Unbias	-13.523	-14.439	0.916
50	31_Unbias	-13.523	-14.455	0.932
50	32_Unbias	-13.522	-14.441	0.919
50	33_Unbias	-13.523	-14.432	0.909
50	34_Unbias	-13.523	-14.458	0.935
50	35_Unbias	-13.523	-14.455	0.932
50	36_Unbias	-13.523	-14.445	0.922
50	37_Unbias	-13.523	-14.445	0.922
50	38_Unbias	-13.522	-14.458	0.936
50	39_Unbias	-13.522	-14.448	0.926
50	40_Unbias	-13.523	-14.441	0.918
50	41_Unbias	-13.522	-14.445	0.923
50	42_Unbias	-13.523	-14.445	0.922
50	43_Unbias	-13.523	-14.444	0.921
50	44_Unbias	-13.523	-14.458	0.935
50	45_Unbias	-13.523	-14.455	0.932
50	46_Unbias	-13.523	-14.445	0.922
50	47_Unbias	-13.523	-14.444	0.921
Max		-13.521	-13.521	0.962
Average		-13.523	-14.301	0.778
Min		-13.523	-14.485	-0.002
Std Dev		0.000	0.323	0.323



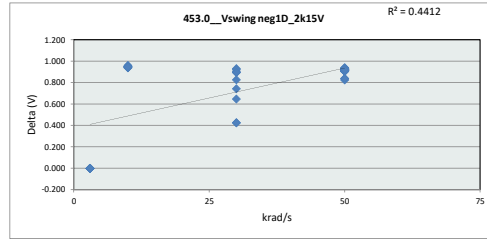
452.0_Vswing neg1C_2k15V				
Test Site	Junkins Lab			
Tester	ETS3			
Test Number	EF799100			
Max Limit	-13.5	V		
Min Limit	-15	V		
krad/s	3	10	30	50
LL	-15.000	-15.000	-15.000	-15.000
Min	-13.521	-14.485	-14.449	-14.459
Average	-13.521	-14.471	-14.292	-14.442
Max	-13.521	-14.462	-13.946	-14.336
UL	-13.500	-13.500	-13.500	-13.500



TID LDR/RLAT Report
5962L1620901V9A

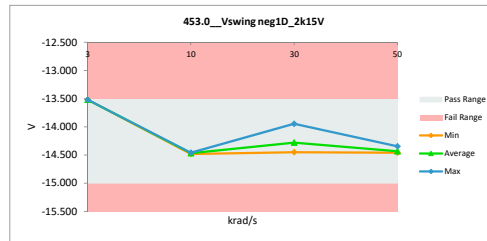
453.0_Vswing neg1D_2k15V			
Test Site	Junkins Lab		Junkins Lab
Tester	ETS3		ETS3
Test Number	EF799100		EF799100
Unit	V		V
Max Limit	-13.5		-13.5
Min Limit	-15		-15

krad/s	Serial #	PreRad	PostRad	Delta
3	48_Bias	-13.521	-13.519	-0.002
3	49_Bias	-13.521	-13.519	-0.002
3	50_Bias	-13.521	-13.519	-0.002
3	51_Bias	-13.521	-13.519	-0.002
3	52_Bias	-13.521	-13.519	-0.002
3	53_Unbias	-13.521	-13.519	-0.002
3	54_Unbias	-13.521	-13.519	-0.002
3	55_Unbias	-13.521	-13.519	-0.002
3	56_Unbias	-13.521	-13.519	-0.002
3	57_Unbias	-13.521	-13.520	-0.001
10	481_Bias	-13.521	-14.469	0.948
10	491_Bias	-13.521	-14.467	0.946
10	501_Bias	-13.521	-14.470	0.949
10	511_Bias	-13.521	-14.481	0.960
10	521_Bias	-13.521	-14.471	0.950
10	531_Unbias	-13.521	-14.459	0.938
10	541_Unbias	-13.521	-14.462	0.941
10	551_Unbias	-13.521	-14.468	0.947
10	561_Unbias	-13.521	-14.462	0.941
10	571_Unbias	-13.521	-14.467	0.946
30	58_Bias	-13.521	-14.451	0.930
30	59_Bias	-13.521	-14.421	0.900
30	60_Bias	-13.521	-14.415	0.894
30	61_Bias	-13.521	-14.441	0.920
30	62_Bias	-13.521	-14.416	0.895
30	63_Unbias	-13.521	-13.945	0.424
30	64_Unbias	-13.521	-14.168	0.647
30	65_Unbias	-13.521	-14.347	0.826
30	66	-13.521	-14.263	0.742
30	67_Unbias	-13.521	-13.946	0.425
50	1_Bias	-13.521	-14.426	0.905
50	2_Bias	-13.521	-14.436	0.915
50	3_Bias	-13.521	-14.434	0.913
50	4_Bias	-13.521	-14.345	0.824
50	5_Bias	-13.521	-14.437	0.916
50	6_Bias	-13.521	-14.445	0.924
50	7_Bias	-13.521	-14.449	0.928
50	10_Bias	-13.521	-14.433	0.912
50	11_Bias	-13.521	-14.445	0.924
50	12_Bias	-13.521	-14.438	0.917
50	13_Bias	-13.521	-14.433	0.912
50	14_Bias	-13.521	-14.453	0.932
50	15_Bias	-13.521	-14.435	0.914
50	16_Bias	-13.521	-14.441	0.920
50	17_Bias	-13.521	-14.438	0.917
50	18_Bias	-13.521	-14.433	0.912
50	20_Bias	-13.521	-14.444	0.923
50	21_Bias	-13.521	-14.453	0.932
50	22_Bias	-13.521	-14.437	0.916
50	23_Unbias	-13.521	-14.433	0.912
50	24_Unbias	-13.521	-14.434	0.913
50	25_Unbias	-13.521	-14.428	0.907
50	26_Unbias	-13.521	-14.433	0.912
50	27_Unbias	-13.521	-14.460	0.939
50	28_Unbias	-13.521	-14.438	0.917
50	29_Unbias	-13.521	-14.433	0.912
50	30_Unbias	-13.521	-14.433	0.912
50	31_Unbias	-13.521	-14.358	0.837
50	32_Unbias	-13.521	-14.439	0.918
50	33_Unbias	-13.521	-14.428	0.907
50	34_Unbias	-13.521	-14.453	0.932
50	35_Unbias	-13.521	-14.358	0.837
50	36_Unbias	-13.521	-14.442	0.921
50	37_Unbias	-13.521	-14.442	0.921
50	38_Unbias	-13.521	-14.453	0.932
50	39_Unbias	-13.521	-14.440	0.919
50	40_Unbias	-13.521	-14.439	0.918
50	41_Unbias	-13.521	-14.442	0.921
50	42_Unbias	-13.521	-14.442	0.921
50	43_Unbias	-13.521	-14.439	0.918
50	44_Unbias	-13.521	-14.453	0.932
50	45_Unbias	-13.521	-14.451	0.930
50	46_Unbias	-13.520	-14.442	0.922
50	47_Unbias	-13.521	-14.439	0.918
50	Max	-13.520	-13.519	0.960
50	Average	-13.521	-14.294	0.773
50	Min	-13.521	-14.481	-0.002
50	Std Dev	0.000	0.322	0.322



453.0_Vswing neg1D_2k15V			
Test Site	Junkins Lab		Junkins Lab
Tester	ETS3		ETS3
Test Number	EF799100		EF799100
Max Limit	-13.5		V
Min Limit	-15		V

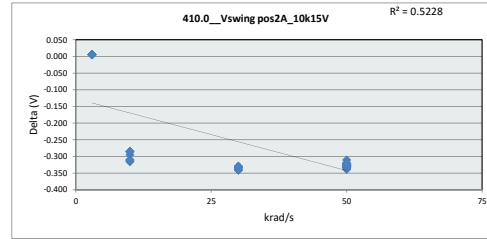
krad/s	3	10	30	50
LL	-15.000	-15.000	-15.000	-15.000
Min	-13.520	-14.481	-14.451	-14.460
Average	-13.519	-14.468	-14.281	-14.434
Max	-13.519	-14.459	-13.945	-14.345
UL	-13.500	-13.500	-13.500	-13.500



TID LDR/RLAT Report
5962L1620901V9A

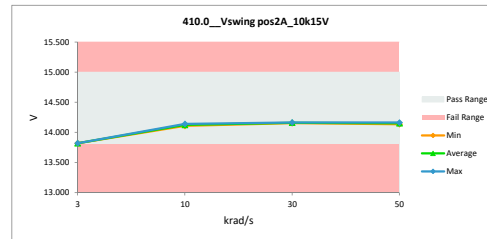
410.0_Vswing pos2A_10k15V		
Test Site	Junkins Lab	Junkins Lab
Tester	ETS3	ETS3
Test Number	EF799100	EF799100
Unit	V	V
Max Limit	15	15
Min Limit	13.8	13.8

krad/s	Serial #	PreRad	PostRad	Delta
3	48_Bias	13.825	13.819	0.006
3	49_Bias	13.825	13.820	0.005
3	50_Bias	13.825	13.819	0.006
3	51_Bias	13.825	13.820	0.005
3	52_Bias	13.824	13.819	0.005
3	53_Unbias	13.825	13.820	0.005
3	54_Unbias	13.825	13.819	0.006
3	55_Unbias	13.825	13.820	0.005
3	56_Unbias	13.825	13.820	0.005
3	57_Unbias	13.824	13.819	0.005
10	481_Bias	13.825	14.111	-0.286
10	491_Bias	13.825	14.120	-0.295
10	501_Bias	13.825	14.111	-0.286
10	511_Bias	13.825	14.111	-0.286
10	521_Bias	13.824	14.109	-0.285
10	531_Unbias	13.825	14.141	-0.316
10	541_Unbias	13.825	14.139	-0.314
10	551_Unbias	13.825	14.136	-0.311
10	561_Unbias	13.824	14.134	-0.310
10	571_Unbias	13.824	14.136	-0.312
30	58_Bias	13.825	14.159	-0.334
30	59_Bias	13.825	14.159	-0.334
30	60_Bias	13.824	14.158	-0.334
30	61_Bias	13.825	14.156	-0.331
30	62_Bias	13.825	14.154	-0.329
30	63_Unbias	13.825	14.160	-0.335
30	64_Unbias	13.824	14.165	-0.341
30	65_Unbias	13.825	14.166	-0.341
30	66	13.824	14.165	-0.341
30	67_Unbias	13.824	14.155	-0.331
50	1_Bias	13.824	14.146	-0.322
50	2_Bias	13.824	14.151	-0.327
50	3_Bias	13.825	14.153	-0.328
50	4_Bias	13.825	14.136	-0.311
50	5_Bias	13.825	14.152	-0.327
50	6_Bias	13.824	14.144	-0.320
50	7_Bias	13.825	14.150	-0.325
50	10_Bias	13.825	14.156	-0.331
50	11_Bias	13.825	14.156	-0.331
50	12_Bias	13.825	14.154	-0.329
50	13_Bias	13.824	14.156	-0.332
50	14_Bias	13.824	14.156	-0.332
50	15_Bias	13.825	14.153	-0.328
50	16_Bias	13.825	14.149	-0.324
50	17_Bias	13.824	14.157	-0.333
50	18_Bias	13.825	14.156	-0.331
50	20_Bias	13.825	14.152	-0.327
50	21_Bias	13.825	14.156	-0.331
50	22_Bias	13.824	14.160	-0.336
50	23_Unbias	13.824	14.157	-0.333
50	24_Unbias	13.825	14.157	-0.332
50	25_Unbias	13.825	14.157	-0.332
50	26_Unbias	13.825	14.154	-0.329
50	27_Unbias	13.824	14.156	-0.332
50	28_Unbias	13.824	14.155	-0.331
50	29_Unbias	13.824	14.157	-0.333
50	30_Unbias	13.824	14.152	-0.328
50	31_Unbias	13.825	14.151	-0.326
50	32_Unbias	13.825	14.154	-0.329
50	33_Unbias	13.825	14.157	-0.332
50	34_Unbias	13.824	14.154	-0.330
50	35_Unbias	13.825	14.151	-0.326
50	36_Unbias	13.824	14.149	-0.325
50	37_Unbias	13.824	14.149	-0.325
50	38_Unbias	13.825	14.154	-0.329
50	39_Unbias	13.825	14.150	-0.325
50	40_Unbias	13.824	14.154	-0.330
50	41_Unbias	13.824	14.149	-0.325
50	42_Unbias	13.825	14.149	-0.324
50	43_Unbias	13.825	14.147	-0.322
50	44_Unbias	13.825	14.154	-0.329
50	45_Unbias	13.825	14.145	-0.320
50	46_Unbias	13.825	14.149	-0.324
50	47_Unbias	13.825	14.147	-0.322
Max	13.825	14.166	0.006	
Average	13.825	14.105	-0.280	
Min	13.824	13.819	-0.341	
Std Dev	0.000	0.114	0.114	



410.0_Vswing pos2A_10k15V		
Test Site	Junkins Lab	Junkins Lab
Tester	ETS3	ETS3
Test Number	EF799100	EF799100
Max Limit	15	V
Min Limit	13.8	V

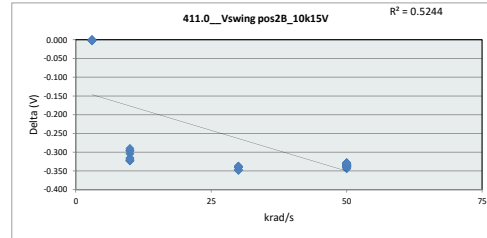
krad/s	3	10	30	50
LL	13.800	13.800	13.800	13.800
Min	13.819	14.109	14.154	14.136
Average	13.820	14.125	14.160	14.152
Max	13.820	14.141	14.166	14.164
UL	15.000	15.000	15.000	15.000



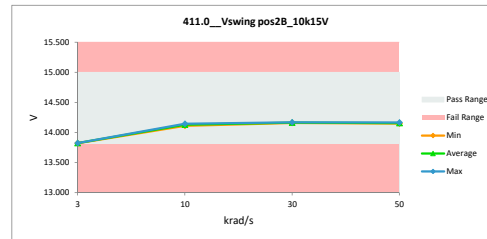
TID LDR/RLAT Report
5962L1620901V9A

411.0_Vswing pos2B_10k15V			
Test Site	Junkins Lab	Junkins Lab	
Tester	ETS3	ETS3	
Test Number	EF799100	EF799100	
Unit	V	V	
Max Limit	15	15	
Min Limit	13.8	13.8	

krad/s	Serial #	PreRad	PostRad	Delta
3	48_Bias	13.821	13.822	-0.001
3	49_Bias	13.820	13.822	-0.002
3	50_Bias	13.821	13.822	-0.001
3	51_Bias	13.821	13.822	-0.001
3	52_Bias	13.821	13.822	-0.001
3	53_Unbias	13.821	13.822	-0.001
3	54_Unbias	13.821	13.821	0.000
3	55_Unbias	13.820	13.823	-0.003
3	56_Unbias	13.821	13.822	-0.001
3	57_Unbias	13.821	13.822	-0.001
10	481_Bias	13.821	14.117	-0.296
10	491_Bias	13.820	14.124	-0.304
10	501_Bias	13.821	14.116	-0.295
10	511_Bias	13.821	14.117	-0.296
10	521_Bias	13.821	14.111	-0.290
10	531_Unbias	13.821	14.144	-0.323
10	541_Unbias	13.821	14.142	-0.321
10	551_Unbias	13.820	14.143	-0.323
10	561_Unbias	13.821	14.136	-0.315
10	571_Unbias	13.821	14.139	-0.318
30	58_Bias	13.821	14.161	-0.340
30	59_Bias	13.820	14.159	-0.339
30	60_Bias	13.821	14.160	-0.339
30	61_Bias	13.821	14.160	-0.339
30	62_Bias	13.822	14.160	-0.338
30	63_Unbias	13.821	14.161	-0.340
30	64_Unbias	13.821	14.167	-0.346
30	65_Unbias	13.821	14.169	-0.348
30	66_Unbias	13.821	14.169	-0.348
30	67_Unbias	13.821	14.158	-0.337
50	1_Bias	13.821	14.153	-0.332
50	2_Bias	13.820	14.154	-0.334
50	3_Bias	13.821	14.157	-0.336
50	4_Bias	13.821	14.157	-0.336
50	5_Bias	13.821	14.156	-0.335
50	6_Bias	13.820	14.148	-0.328
50	7_Bias	13.821	14.153	-0.332
50	10_Bias	13.821	14.160	-0.339
50	11_Bias	13.821	14.165	-0.344
50	12_Bias	13.821	14.158	-0.337
50	13_Bias	13.821	14.160	-0.339
50	14_Bias	13.820	14.159	-0.339
50	15_Bias	13.821	14.156	-0.335
50	16_Bias	13.822	14.154	-0.332
50	17_Bias	13.821	14.161	-0.340
50	18_Bias	13.821	14.160	-0.339
50	20_Bias	13.821	14.155	-0.334
50	21_Bias	13.821	14.159	-0.338
50	22_Bias	13.821	14.162	-0.341
50	23_Unbias	13.821	14.161	-0.340
50	24_Unbias	13.821	14.159	-0.338
50	25_Unbias	13.821	14.161	-0.340
50	26_Unbias	13.821	14.159	-0.338
50	27_Unbias	13.821	14.158	-0.337
50	28_Unbias	13.820	14.158	-0.338
50	29_Unbias	13.821	14.161	-0.340
50	30_Unbias	13.820	14.156	-0.336
50	31_Unbias	13.821	14.157	-0.336
50	32_Unbias	13.821	14.157	-0.336
50	33_Unbias	13.821	14.161	-0.340
50	34_Unbias	13.821	14.158	-0.337
50	35_Unbias	13.822	14.157	-0.335
50	36_Unbias	13.820	14.153	-0.333
50	37_Unbias	13.820	14.153	-0.333
50	38_Unbias	13.821	14.158	-0.337
50	39_Unbias	13.821	14.154	-0.333
50	40_Unbias	13.821	14.157	-0.336
50	41_Unbias	13.820	14.153	-0.333
50	42_Unbias	13.821	14.153	-0.332
50	43_Unbias	13.821	14.150	-0.329
50	44_Unbias	13.821	14.158	-0.337
50	45_Unbias	13.821	14.150	-0.329
50	46_Unbias	13.821	14.153	-0.332
50	47_Unbias	13.821	14.150	-0.329
50	Max	13.822	14.169	0.000
	Average	13.821	14.108	-0.288
	Min	13.820	13.821	-0.348
	Std Dev	0.000	0.115	0.115



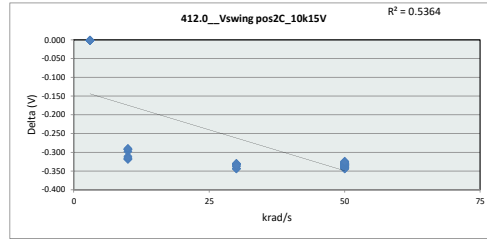
411.0_Vswing pos2B_10k15V				
Test Site	Junkins Lab			
Tester	ETS3			
Test Number	EF799100			
Max Limit	15	V		
Min Limit	13.8	V		
krad/s	3	10	30	50
LL	13.800	13.800	13.800	13.800
Min	13.821	14.111	14.158	14.148
Average	13.822	14.129	14.162	14.157
Max	13.823	14.144	14.169	14.165
UL	15.000	15.000	15.000	15.000



TID LDR/RLAT Report
5962L1620901V9A

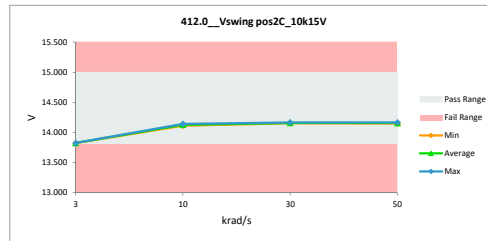
412.0_Vswing pos2C_10k15V			
Test Site	Junkins Lab		Junkins Lab
Tester	ETS3		ETS3
Test Number	EF799100		EF799100
Unit	V		V
Max Limit	15		15
Min Limit	13.8		13.8

krad/s	Serial #	PreRad	PostRad	Delta
3	48_Bias	13.822	13.823	-0.001
3	49_Bias	13.822	13.824	-0.002
3	50_Bias	13.822	13.824	-0.002
3	51_Bias	13.822	13.824	-0.002
3	52_Bias	13.822	13.824	-0.002
3	53_Unbias	13.822	13.824	-0.002
3	54_Unbias	13.822	13.824	-0.002
3	55_Unbias	13.822	13.824	-0.002
3	56_Unbias	13.822	13.823	-0.001
3	57_Unbias	13.822	13.824	-0.002
10	481_Bias	13.822	14.114	-0.292
10	491_Bias	13.822	14.120	-0.298
10	501_Bias	13.822	14.114	-0.292
10	511_Bias	13.822	14.114	-0.292
10	521_Bias	13.822	14.112	-0.290
10	531_Unbias	13.822	14.141	-0.319
10	541_Unbias	13.822	14.140	-0.318
10	551_Unbias	13.822	14.139	-0.317
10	561_Unbias	13.822	14.133	-0.311
10	571_Unbias	13.822	14.137	-0.315
30	58_Bias	13.822	14.155	-0.333
30	59_Bias	13.821	14.153	-0.332
30	60_Bias	13.822	14.152	-0.330
30	61_Bias	13.822	14.154	-0.332
30	62_Bias	13.822	14.152	-0.330
30	63_Unbias	13.821	14.159	-0.338
30	64_Unbias	13.821	14.165	-0.344
30	65_Unbias	13.822	14.166	-0.344
30	66	13.822	14.165	-0.343
30	67_Unbias	13.822	14.158	-0.336
50	1_Bias	13.822	14.156	-0.334
50	2_Bias	13.822	14.158	-0.336
50	3_Bias	13.822	14.160	-0.338
50	4_Bias	13.822	14.161	-0.339
50	5_Bias	13.822	14.160	-0.338
50	6_Bias	13.822	14.151	-0.329
50	7_Bias	13.822	14.157	-0.335
50	10_Bias	13.822	14.162	-0.340
50	11_Bias	13.822	14.166	-0.344
50	12_Bias	13.822	14.160	-0.338
50	13_Bias	13.822	14.162	-0.340
50	14_Bias	13.822	14.163	-0.341
50	15_Bias	13.821	14.159	-0.338
50	16_Bias	13.823	14.158	-0.335
50	17_Bias	13.822	14.165	-0.343
50	18_Bias	13.821	14.162	-0.341
50	20_Bias	13.822	14.158	-0.336
50	21_Bias	13.822	14.163	-0.341
50	22_Bias	13.822	14.166	-0.344
50	23_Unbias	13.822	14.164	-0.342
50	24_Unbias	13.822	14.162	-0.340
50	25_Unbias	13.822	14.157	-0.335
50	26_Unbias	13.822	14.156	-0.334
50	27_Unbias	13.822	14.155	-0.333
50	28_Unbias	13.822	14.154	-0.332
50	29_Unbias	13.822	14.164	-0.342
50	30_Unbias	13.822	14.155	-0.333
50	31_Unbias	13.823	14.154	-0.331
50	32_Unbias	13.822	14.154	-0.332
50	33_Unbias	13.822	14.157	-0.335
50	34_Unbias	13.822	14.155	-0.333
50	35_Unbias	13.822	14.154	-0.332
50	36_Unbias	13.822	14.151	-0.329
50	37_Unbias	13.821	14.151	-0.330
50	38_Unbias	13.821	14.155	-0.334
50	39_Unbias	13.822	14.152	-0.330
50	40_Unbias	13.822	14.154	-0.332
50	41_Unbias	13.821	14.151	-0.330
50	42_Unbias	13.822	14.151	-0.329
50	43_Unbias	13.822	14.148	-0.326
50	44_Unbias	13.822	14.155	-0.333
50	45_Unbias	13.822	14.146	-0.324
50	46_Unbias	13.822	14.151	-0.329
50	47_Unbias	13.822	14.148	-0.326
Max		13.823	14.166	-0.001
Average		13.822	14.108	-0.286
Min		13.821	13.823	-0.344
Std Dev		0.000	0.114	0.114



412.0_Vswing pos2C_10k15V			
Test Site	Junkins Lab		Junkins Lab
Tester	ETS3		ETS3
Test Number	EF799100		EF799100
Max Limit	15	V	
Min Limit	13.8	V	

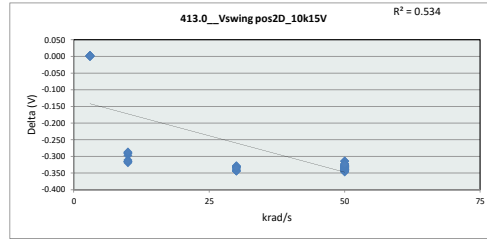
krad/s	3	10	30	50
LL	13.800	13.800	13.800	13.800
Min	13.823	14.112	14.152	14.146
Average	13.824	14.126	14.158	14.157
Max	13.824	14.141	14.166	14.166
UL	15.000	15.000	15.000	15.000



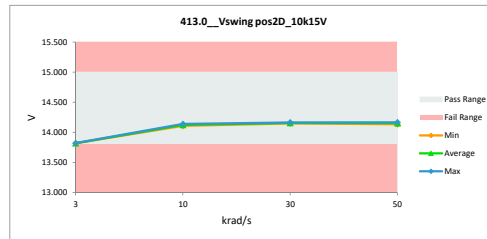
TID LDR/RLAT Report
5962L1620901V9A

413.0_Vswing pos2D_10k15V		
Test Site	Junkins Lab	Junkins Lab
Tester	ETS3	ETS3
Test Number	EF799100	EF799100
Unit	V	V
Max Limit	15	15
Min Limit	13.8	13.8

krad/s	Serial #	PreRad	PostRad	Delta
3	48_Bias	13.821	13.819	0.002
3	49_Bias	13.821	13.820	0.001
3	50_Bias	13.820	13.819	0.001
3	51_Bias	13.821	13.819	0.002
3	52_Bias	13.820	13.820	0.000
3	53_Unbias	13.820	13.820	0.000
3	54_Unbias	13.821	13.820	0.001
3	55_Unbias	13.821	13.820	0.001
3	56_Unbias	13.821	13.819	0.002
3	57_Unbias	13.820	13.819	0.001
10	481_Bias	13.821	14.110	-0.289
10	491_Bias	13.821	14.118	-0.297
10	501_Bias	13.820	14.110	-0.290
10	511_Bias	13.821	14.111	-0.290
10	521_Bias	13.820	14.107	-0.287
10	531_Unbias	13.820	14.139	-0.319
10	541_Unbias	13.821	14.136	-0.315
10	551_Unbias	13.821	14.136	-0.315
10	561_Unbias	13.821	14.132	-0.311
10	571_Unbias	13.820	14.135	-0.315
30	58_Bias	13.821	14.153	-0.332
30	59_Bias	13.821	14.153	-0.332
30	60_Bias	13.821	14.151	-0.330
30	61_Bias	13.821	14.151	-0.330
30	62_Bias	13.821	14.149	-0.328
30	63_Unbias	13.820	14.158	-0.338
30	64_Unbias	13.820	14.163	-0.343
30	65_Unbias	13.821	14.165	-0.344
30	66_Unbias	13.821	14.165	-0.344
30	67_Unbias	13.820	14.155	-0.335
50	1_Bias	13.821	14.150	-0.329
50	2_Bias	13.820	14.157	-0.337
50	3_Bias	13.821	14.158	-0.337
50	4_Bias	13.821	14.161	-0.340
50	5_Bias	13.820	14.158	-0.338
50	6_Bias	13.821	14.149	-0.328
50	7_Bias	13.821	14.155	-0.334
50	10_Bias	13.821	14.161	-0.340
50	11_Bias	13.821	14.168	-0.347
50	12_Bias	13.821	14.160	-0.339
50	13_Bias	13.821	14.161	-0.340
50	14_Bias	13.821	14.161	-0.340
50	15_Bias	13.821	14.158	-0.337
50	16_Bias	13.822	14.156	-0.334
50	17_Bias	13.820	14.162	-0.342
50	18_Bias	13.821	14.161	-0.340
50	20_Bias	13.821	14.157	-0.336
50	21_Bias	13.821	14.161	-0.340
50	22_Bias	13.821	14.165	-0.344
50	23_Unbias	13.821	14.163	-0.342
50	24_Unbias	13.821	14.162	-0.341
50	25_Unbias	13.821	14.155	-0.334
50	26_Unbias	13.821	14.153	-0.332
50	27_Unbias	13.821	14.153	-0.332
50	28_Unbias	13.820	14.153	-0.333
50	29_Unbias	13.820	14.153	-0.343
50	30_Unbias	13.821	14.150	-0.329
50	31_Unbias	13.821	14.135	-0.314
50	32_Unbias	13.821	14.152	-0.331
50	33_Unbias	13.821	14.155	-0.334
50	34_Unbias	13.821	14.152	-0.331
50	35_Unbias	13.821	14.135	-0.314
50	36_Unbias	13.821	14.149	-0.328
50	37_Unbias	13.820	14.149	-0.329
50	38_Unbias	13.821	14.152	-0.331
50	39_Unbias	13.821	14.148	-0.327
50	40_Unbias	13.821	14.152	-0.331
50	41_Unbias	13.821	14.149	-0.328
50	42_Unbias	13.821	14.149	-0.328
50	43_Unbias	13.821	14.145	-0.324
50	44_Unbias	13.821	14.152	-0.331
50	45_Unbias	13.821	14.143	-0.322
50	46_Unbias	13.821	14.149	-0.328
50	47_Unbias	13.821	14.145	-0.324
50	Max	13.822	14.168	0.002
50	Average	13.821	14.105	-0.284
50	Min	13.820	13.819	-0.347
50	Std Dev	0.000	0.114	0.114



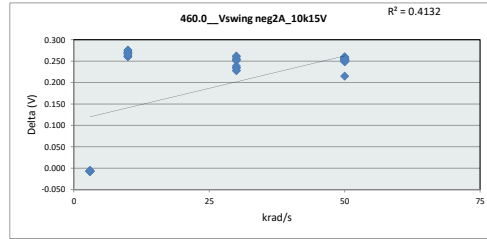
413.0_Vswing pos2D_10k15V				
Test Site	Junkins Lab			
Tester	ETS3			
Test Number	EF799100			
Max Limit	15	V		
Min Limit	13.8	V		
krad/s	3	10	30	50
LL	13.800	13.800	13.800	13.800
Min	13.819	14.107	14.149	14.135
Average	13.820	14.123	14.156	14.154
Max	13.820	14.139	14.165	14.168
UL	15.000	15.000	15.000	15.000



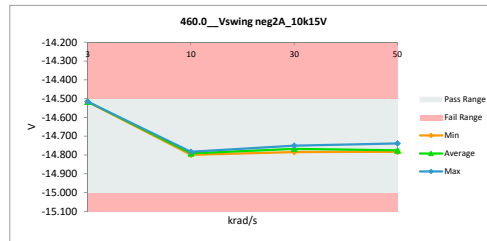
TID LDR/RLAT Report
5962L1620901V9A

460.0_Vswing neg2A_10k15V			
Test Site	Junkins Lab		Junkins Lab
Tester	ETS3		ETS3
Test Number	EF799100		EF799100
Unit	V		V
Max Limit	-14.5		-14.5
Min Limit	-15		-15

krad/s	Serial #	PreRad	PostRad	Delta
3	48_Bias	-14.523	-14.517	-0.006
3	49_Bias	-14.523	-14.517	-0.006
3	50_Bias	-14.523	-14.516	-0.007
3	51_Bias	-14.523	-14.516	-0.007
3	52_Bias	-14.523	-14.517	-0.006
3	53_Unbias	-14.523	-14.516	-0.007
3	54_Unbias	-14.523	-14.517	-0.006
3	55_Unbias	-14.522	-14.516	-0.006
3	56_Unbias	-14.523	-14.516	-0.007
3	57_Unbias	-14.522	-14.516	-0.006
10	481_Bias	-14.523	-14.793	0.270
10	491_Bias	-14.523	-14.794	0.271
10	501_Bias	-14.523	-14.793	0.270
10	511_Bias	-14.523	-14.798	0.275
10	521_Bias	-14.523	-14.799	0.276
10	531_Unbias	-14.523	-14.783	0.260
10	541_Unbias	-14.523	-14.784	0.261
10	551_Unbias	-14.522	-14.786	0.264
10	561_Unbias	-14.523	-14.791	0.268
10	571_Unbias	-14.522	-14.789	0.267
30	58_Bias	-14.522	-14.784	0.262
30	59_Bias	-14.523	-14.778	0.255
30	60_Bias	-14.523	-14.777	0.254
30	61_Bias	-14.522	-14.782	0.260
30	62_Bias	-14.523	-14.774	0.251
30	63_Unbias	-14.522	-14.750	0.228
30	64_Unbias	-14.522	-14.757	0.235
30	65_Unbias	-14.523	-14.762	0.239
30	66	-14.522	-14.756	0.234
30	67_Unbias	-14.523	-14.751	0.228
50	1_Bias	-14.523	-14.773	0.250
50	2_Bias	-14.523	-14.775	0.252
50	3_Bias	-14.522	-14.775	0.253
50	4_Bias	-14.523	-14.738	0.215
50	5_Bias	-14.523	-14.774	0.251
50	6_Bias	-14.522	-14.777	0.255
50	7_Bias	-14.523	-14.778	0.255
50	10_Bias	-14.522	-14.775	0.253
50	11_Bias	-14.523	-14.779	0.256
50	12_Bias	-14.523	-14.776	0.253
50	13_Bias	-14.522	-14.775	0.253
50	14_Bias	-14.523	-14.780	0.257
50	15_Bias	-14.523	-14.772	0.249
50	16_Bias	-14.523	-14.775	0.252
50	17_Bias	-14.523	-14.780	0.257
50	18_Bias	-14.523	-14.775	0.252
50	20_Bias	-14.523	-14.781	0.258
50	21_Bias	-14.522	-14.780	0.258
50	22_Bias	-14.523	-14.778	0.255
50	23_Unbias	-14.523	-14.774	0.251
50	24_Unbias	-14.523	-14.776	0.253
50	25_Unbias	-14.523	-14.773	0.250
50	26_Unbias	-14.523	-14.772	0.249
50	27_Unbias	-14.523	-14.783	0.260
50	28_Unbias	-14.522	-14.776	0.254
50	29_Unbias	-14.523	-14.774	0.251
50	30_Unbias	-14.523	-14.774	0.251
50	31_Unbias	-14.523	-14.774	0.251
50	32_Unbias	-14.523	-14.777	0.254
50	33_Unbias	-14.523	-14.773	0.250
50	34_Unbias	-14.523	-14.781	0.258
50	35_Unbias	-14.523	-14.774	0.251
50	36_Unbias	-14.523	-14.775	0.252
50	37_Unbias	-14.523	-14.775	0.252
50	38_Unbias	-14.522	-14.781	0.259
50	39_Unbias	-14.523	-14.775	0.252
50	40_Unbias	-14.523	-14.777	0.254
50	41_Unbias	-14.523	-14.775	0.252
50	42_Unbias	-14.523	-14.775	0.252
50	43_Unbias	-14.523	-14.775	0.252
50	44_Unbias	-14.523	-14.781	0.258
50	45_Unbias	-14.522	-14.778	0.256
50	46_Unbias	-14.523	-14.775	0.252
50	47_Unbias	-14.522	-14.775	0.252
Max		-14.523	-14.516	0.276
Average		-14.523	-14.741	0.219
Min		-14.523	-14.799	-0.007
Std Dev		0.000	0.090	0.090



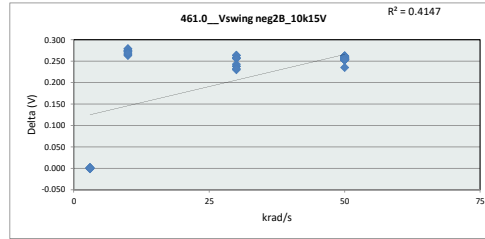
460.0_Vswing neg2A_10k15V				
Test Site	Junkins Lab			
Tester	ETS3			
Test Number	EF799100			
Max Limit	-14.5	V		
Min Limit	-15	V		
krad/s	3	10	30	50
LL	-15.000	-15.000	-15.000	-15.000
Min	-14.517	-14.799	-14.784	-14.783
Average	-14.516	-14.791	-14.767	-14.775
Max	-14.516	-14.783	-14.750	-14.738
UL	-14.500	-14.500	-14.500	-14.500



TID LDR/RLAT Report
5962L1620901V9A

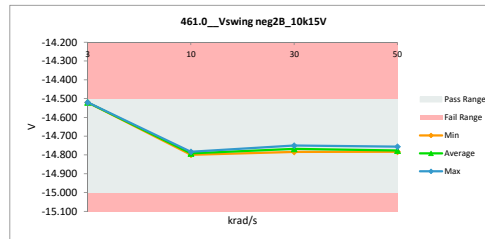
461.0_Vswing neg2B_10k15V			
Test Site	Junkins Lab		Junkins Lab
Tester	ETS3		ETS3
Test Number	EF799100		EF799100
Unit	V		V
Max Limit	-14.5		-14.5
Min Limit	-15		-15

krad/s	Serial #	PreRad	PostRad	Delta
3	48_Bias	-14.520	-14.521	0.001
3	49_Bias	-14.520	-14.521	0.001
3	50_Bias	-14.520	-14.521	0.001
3	51_Bias	-14.520	-14.520	0.000
3	52_Bias	-14.520	-14.521	0.001
3	53_Unbias	-14.520	-14.521	0.001
3	54_Unbias	-14.520	-14.520	0.000
3	55_Unbias	-14.520	-14.521	0.001
3	56_Unbias	-14.521	-14.520	-0.001
3	57_Unbias	-14.520	-14.520	0.000
10	481_Bias	-14.520	-14.794	0.274
10	491_Bias	-14.520	-14.794	0.274
10	501_Bias	-14.520	-14.794	0.274
10	511_Bias	-14.520	-14.799	0.279
10	521_Bias	-14.520	-14.799	0.279
10	531_Unbias	-14.520	-14.783	0.263
10	541_Unbias	-14.520	-14.785	0.265
10	551_Unbias	-14.520	-14.787	0.267
10	561_Unbias	-14.520	-14.792	0.272
10	571_Unbias	-14.520	-14.789	0.269
30	58_Bias	-14.520	-14.784	0.264
30	59_Bias	-14.520	-14.777	0.257
30	60_Bias	-14.520	-14.778	0.258
30	61_Bias	-14.520	-14.783	0.263
30	62_Bias	-14.520	-14.776	0.256
30	63_Unbias	-14.520	-14.750	0.230
30	64_Unbias	-14.520	-14.758	0.238
30	65_Unbias	-14.520	-14.763	0.243
30	66_Unbias	-14.520	-14.758	0.238
30	67_Unbias	-14.520	-14.752	0.232
50	1_Bias	-14.520	-14.774	0.254
50	2_Bias	-14.521	-14.776	0.255
50	3_Bias	-14.520	-14.776	0.256
50	4_Bias	-14.521	-14.756	0.235
50	5_Bias	-14.520	-14.774	0.254
50	6_Bias	-14.520	-14.777	0.257
50	7_Bias	-14.520	-14.779	0.259
50	10_Bias	-14.521	-14.774	0.253
50	11_Bias	-14.520	-14.780	0.260
50	12_Bias	-14.520	-14.775	0.255
50	13_Bias	-14.520	-14.774	0.254
50	14_Bias	-14.520	-14.780	0.260
50	15_Bias	-14.521	-14.774	0.253
50	16_Bias	-14.521	-14.775	0.254
50	17_Bias	-14.520	-14.781	0.261
50	18_Bias	-14.521	-14.774	0.253
50	20_Bias	-14.520	-14.781	0.261
50	21_Bias	-14.521	-14.780	0.259
50	22_Bias	-14.520	-14.779	0.259
50	23_Unbias	-14.521	-14.775	0.254
50	24_Unbias	-14.520	-14.776	0.256
50	25_Unbias	-14.520	-14.774	0.254
50	26_Unbias	-14.520	-14.773	0.253
50	27_Unbias	-14.521	-14.783	0.262
50	28_Unbias	-14.520	-14.775	0.255
50	29_Unbias	-14.520	-14.775	0.255
50	30_Unbias	-14.520	-14.774	0.254
50	31_Unbias	-14.521	-14.779	0.258
50	32_Unbias	-14.520	-14.777	0.257
50	33_Unbias	-14.521	-14.774	0.253
50	34_Unbias	-14.521	-14.783	0.262
50	35_Unbias	-14.520	-14.779	0.259
50	36_Unbias	-14.520	-14.777	0.257
50	37_Unbias	-14.520	-14.777	0.257
50	38_Unbias	-14.521	-14.783	0.262
50	39_Unbias	-14.520	-14.777	0.257
50	40_Unbias	-14.520	-14.777	0.257
50	41_Unbias	-14.521	-14.777	0.256
50	42_Unbias	-14.520	-14.777	0.257
50	43_Unbias	-14.520	-14.774	0.254
50	44_Unbias	-14.521	-14.783	0.262
50	45_Unbias	-14.520	-14.779	0.259
50	46_Unbias	-14.520	-14.777	0.257
50	47_Unbias	-14.520	-14.774	0.254
50	Max	-14.520	-14.520	0.279
	Average	-14.520	-14.743	0.223
	Min	-14.521	-14.799	-0.001
	Std Dev	0.000	0.089	0.089



461.0_Vswing neg2B_10k15V			
Test Site	Junkins Lab		Junkins Lab
Tester	ETS3		ETS3
Test Number	EF799100		EF799100
Max Limit	-14.5		V
Min Limit	-15		V

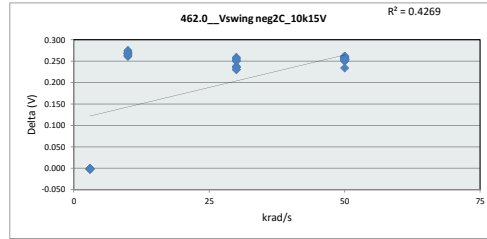
krad/s	3	10	30	50
LL	-15.000	-15.000	-15.000	-15.000
Min	-14.521	-14.799	-14.784	-14.783
Average	-14.521	-14.792	-14.768	-14.777
Max	-14.520	-14.783	-14.750	-14.756
UL	-14.500	-14.500	-14.500	-14.500



TID LDR/RLAT Report
5962L1620901V9A

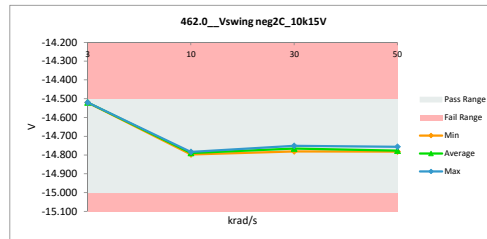
462.0_Vswing neg2C_10k15V			
Test Site	Junkins Lab		Junkins Lab
Tester	ETS3		ETS3
Test Number	EF799100		EF799100
Unit	V		V
Max Limit	-14.5		-14.5
Min Limit	-15		-15

krad/s	Serial #	PreRad	PostRad	Delta
3	48_Bias	-14.522	-14.520	-0.002
3	49_Bias	-14.522	-14.521	-0.001
3	50_Bias	-14.522	-14.520	-0.002
3	51_Bias	-14.522	-14.520	-0.002
3	52_Bias	-14.522	-14.521	-0.001
3	53_Unbias	-14.522	-14.521	-0.001
3	54_Unbias	-14.521	-14.521	0.000
3	55_Unbias	-14.522	-14.520	-0.002
3	56_Unbias	-14.522	-14.521	-0.001
3	57_Unbias	-14.522	-14.521	-0.001
10	481_Bias	-14.522	-14.790	0.268
10	491_Bias	-14.522	-14.790	0.268
10	501_Bias	-14.522	-14.791	0.269
10	511_Bias	-14.522	-14.794	0.272
10	521_Bias	-14.522	-14.797	0.275
10	531_Unbias	-14.522	-14.783	0.261
10	541_Unbias	-14.521	-14.784	0.263
10	551_Unbias	-14.522	-14.786	0.264
10	561_Unbias	-14.521	-14.790	0.269
10	571_Unbias	-14.522	-14.789	0.267
30	58_Bias	-14.522	-14.781	0.259
30	59_Bias	-14.521	-14.774	0.253
30	60_Bias	-14.522	-14.773	0.251
30	61_Bias	-14.522	-14.778	0.256
30	62_Bias	-14.522	-14.772	0.250
30	63_Unbias	-14.521	-14.751	0.230
30	64_Unbias	-14.522	-14.758	0.236
30	65_Unbias	-14.522	-14.760	0.238
30	66	-14.522	-14.758	0.236
30	67_Unbias	-14.521	-14.752	0.231
50	1_Bias	-14.521	-14.775	0.254
50	2_Bias	-14.522	-14.776	0.254
50	3_Bias	-14.521	-14.776	0.255
50	4_Bias	-14.522	-14.756	0.234
50	5_Bias	-14.521	-14.775	0.254
50	6_Bias	-14.522	-14.778	0.256
50	7_Bias	-14.522	-14.779	0.257
50	10_Bias	-14.522	-14.775	0.253
50	11_Bias	-14.522	-14.780	0.258
50	12_Bias	-14.521	-14.776	0.255
50	13_Bias	-14.522	-14.775	0.253
50	14_Bias	-14.522	-14.782	0.260
50	15_Bias	-14.522	-14.774	0.252
50	16_Bias	-14.522	-14.776	0.254
50	17_Bias	-14.522	-14.782	0.260
50	18_Bias	-14.522	-14.775	0.253
50	20_Bias	-14.522	-14.781	0.259
50	21_Bias	-14.521	-14.782	0.261
50	22_Bias	-14.522	-14.780	0.258
50	23_Unbias	-14.522	-14.775	0.253
50	24_Unbias	-14.522	-14.775	0.253
50	25_Unbias	-14.522	-14.773	0.251
50	26_Unbias	-14.522	-14.772	0.250
50	27_Unbias	-14.521	-14.782	0.261
50	28_Unbias	-14.522	-14.775	0.253
50	29_Unbias	-14.521	-14.775	0.254
50	30_Unbias	-14.521	-14.774	0.253
50	31_Unbias	-14.522	-14.779	0.257
50	32_Unbias	-14.522	-14.777	0.255
50	33_Unbias	-14.522	-14.773	0.251
50	34_Unbias	-14.521	-14.782	0.261
50	35_Unbias	-14.522	-14.779	0.257
50	36_Unbias	-14.522	-14.776	0.254
50	37_Unbias	-14.522	-14.776	0.254
50	38_Unbias	-14.522	-14.782	0.260
50	39_Unbias	-14.522	-14.776	0.254
50	40_Unbias	-14.522	-14.777	0.255
50	41_Unbias	-14.522	-14.776	0.254
50	42_Unbias	-14.522	-14.776	0.254
50	43_Unbias	-14.522	-14.777	0.255
50	44_Unbias	-14.521	-14.782	0.261
50	45_Unbias	-14.521	-14.778	0.257
50	46_Unbias	-14.521	-14.776	0.255
50	47_Unbias	-14.522	-14.777	0.255
50	Max	-14.521	-14.520	0.275
50	Average	-14.522	-14.742	0.221
50	Min	-14.522	-14.797	-0.002
50	Std Dev	0.000	0.089	0.089



462.0_Vswing neg2C_10k15V			
Test Site	Junkins Lab		Junkins Lab
Tester	ETS3		ETS3
Test Number	EF799100		EF799100
Max Limit	-14.5		V
Min Limit	-15		V

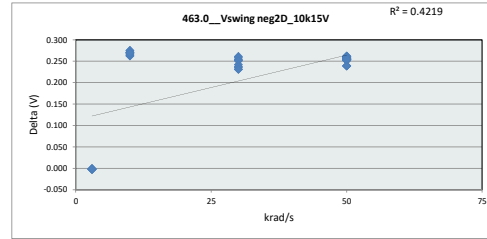
krad/s	3	10	30	50
LL	-15.000	-15.000	-15.000	-15.000
Min	-14.521	-14.797	-14.781	-14.782
Average	-14.521	-14.789	-14.766	-14.777
Max	-14.520	-14.783	-14.751	-14.756
UL	-14.500	-14.500	-14.500	-14.500



TID LDR/RLAT Report
5962L1620901V9A

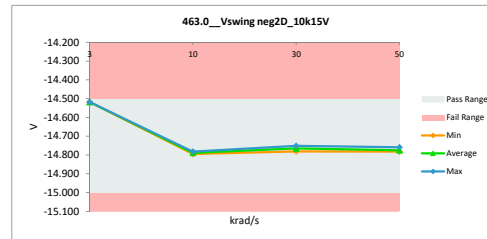
463.0_Vswing neg2D_10k15V			
Test Site	Junkins Lab		Junkins Lab
Tester	ETS3		ETS3
Test Number	EF799100		EF799100
Unit	V		V
Max Limit	-14.5		-14.5
Min Limit	-15		-15

krad/s	Serial #	PreRad	PostRad	Delta
3	48_Bias	-14.520	-14.518	-0.002
3	49_Bias	-14.520	-14.518	-0.002
3	50_Bias	-14.520	-14.518	-0.002
3	51_Bias	-14.520	-14.518	-0.002
3	52_Bias	-14.520	-14.518	-0.002
3	53_Unbias	-14.520	-14.518	-0.002
3	54_Unbias	-14.520	-14.518	-0.002
3	55_Unbias	-14.520	-14.518	-0.002
3	56_Unbias	-14.520	-14.519	-0.001
3	57_Unbias	-14.519	-14.518	-0.001
10	481_Bias	-14.520	-14.790	0.270
10	491_Bias	-14.520	-14.789	0.269
10	501_Bias	-14.520	-14.790	0.270
10	511_Bias	-14.520	-14.794	0.274
10	521_Bias	-14.520	-14.795	0.275
10	531_Unbias	-14.520	-14.782	0.262
10	541_Unbias	-14.520	-14.783	0.263
10	551_Unbias	-14.520	-14.785	0.265
10	561_Unbias	-14.520	-14.789	0.269
10	571_Unbias	-14.519	-14.788	0.269
30	58_Bias	-14.520	-14.781	0.261
30	59_Bias	-14.520	-14.774	0.254
30	60_Bias	-14.520	-14.772	0.252
30	61_Bias	-14.520	-14.778	0.258
30	62_Bias	-14.520	-14.771	0.251
30	63_Unbias	-14.520	-14.751	0.231
30	64_Unbias	-14.520	-14.756	0.236
30	65_Unbias	-14.520	-14.762	0.242
30	66_Unbias	-14.520	-14.757	0.237
30	67_Unbias	-14.520	-14.751	0.231
50	1_Bias	-14.520	-14.772	0.252
50	2_Bias	-14.520	-14.776	0.256
50	3_Bias	-14.520	-14.775	0.255
50	4_Bias	-14.520	-14.759	0.239
50	5_Bias	-14.520	-14.774	0.254
50	6_Bias	-14.520	-14.777	0.257
50	7_Bias	-14.520	-14.778	0.258
50	10_Bias	-14.520	-14.775	0.255
50	11_Bias	-14.520	-14.780	0.260
50	12_Bias	-14.520	-14.775	0.255
50	13_Bias	-14.520	-14.775	0.255
50	14_Bias	-14.520	-14.780	0.260
50	15_Bias	-14.520	-14.774	0.254
50	16_Bias	-14.520	-14.775	0.255
50	17_Bias	-14.520	-14.780	0.260
50	18_Bias	-14.520	-14.775	0.255
50	20_Bias	-14.520	-14.780	0.260
50	21_Bias	-14.520	-14.780	0.260
50	22_Bias	-14.520	-14.779	0.259
50	23_Unbias	-14.520	-14.775	0.255
50	24_Unbias	-14.520	-14.775	0.255
50	25_Unbias	-14.520	-14.772	0.252
50	26_Unbias	-14.520	-14.772	0.252
50	27_Unbias	-14.520	-14.782	0.262
50	28_Unbias	-14.520	-14.774	0.254
50	29_Unbias	-14.520	-14.775	0.255
50	30_Unbias	-14.520	-14.773	0.253
50	31_Unbias	-14.520	-14.759	0.239
50	32_Unbias	-14.520	-14.776	0.256
50	33_Unbias	-14.520	-14.772	0.252
50	34_Unbias	-14.520	-14.780	0.260
50	35_Unbias	-14.520	-14.759	0.239
50	36_Unbias	-14.520	-14.775	0.255
50	37_Unbias	-14.520	-14.775	0.255
50	38_Unbias	-14.520	-14.780	0.260
50	39_Unbias	-14.520	-14.774	0.254
50	40_Unbias	-14.520	-14.776	0.256
50	41_Unbias	-14.520	-14.775	0.255
50	42_Unbias	-14.520	-14.775	0.255
50	43_Unbias	-14.520	-14.775	0.255
50	44_Unbias	-14.520	-14.780	0.260
50	45_Unbias	-14.520	-14.777	0.257
50	46_Unbias	-14.520	-14.775	0.255
50	47_Unbias	-14.520	-14.775	0.255
50	Max	-14.519	-14.518	0.275
	Average	-14.520	-14.741	0.221
	Min	-14.520	-14.795	-0.002
	Std Dev	0.000	0.089	0.089



463.0_Vswing neg2D_10k15V			
Test Site	Junkins Lab		Junkins Lab
Tester	ETS3		ETS3
Test Number	EF799100		EF799100
Max Limit	-14.5		V
Min Limit	-15		V

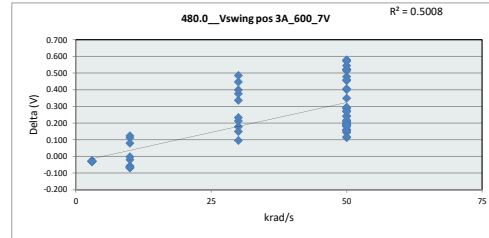
krad/s	3	10	30	50
LL	-15.000	-15.000	-15.000	-15.000
Min	-14.519	-14.795	-14.781	-14.782
Average	-14.518	-14.789	-14.765	-14.775
Max	-14.518	-14.782	-14.751	-14.759
UL	-14.500	-14.500	-14.500	-14.500



TID LDR/RLAT Report
5962L1620901V9A

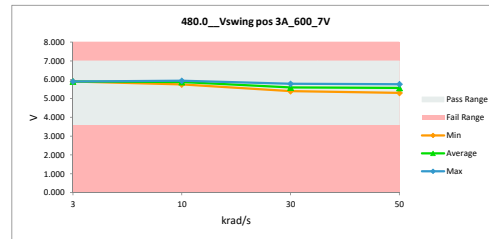
480.0_Vswing pos 3A_600_7V		
Test Site	Junkins Lab	Junkins Lab
Tester	ETS3	ETS3
Test Number	EF799100	EF799100
Unit	V	V
Max Limit	7	7
Min Limit	3.6	3.6

krad/s	Serial #	PreRad	PostRad	Delta
3	48_Bias	5.872	5.901	-0.029
3	49_Bias	5.873	5.905	-0.032
3	50_Bias	5.871	5.901	-0.030
3	51_Bias	5.874	5.906	-0.032
3	52_Bias	5.877	5.904	-0.027
3	53_Unbias	5.873	5.902	-0.029
3	54_Unbias	5.874	5.902	-0.028
3	55_Unbias	5.874	5.902	-0.028
3	56_Unbias	5.876	5.902	-0.026
3	57_Unbias	5.875	5.903	-0.028
10	481_Bias	5.872	5.930	-0.058
10	491_Bias	5.873	5.942	-0.069
10	501_Bias	5.871	5.930	-0.059
10	511_Bias	5.874	5.942	-0.068
10	521_Bias	5.877	5.945	-0.068
10	531_Unbias	5.873	5.750	0.123
10	541_Unbias	5.874	5.762	0.112
10	551_Unbias	5.874	5.795	0.079
10	561_Unbias	5.875	5.895	-0.020
10	571_Unbias	5.875	5.877	-0.002
30	58_Bias	5.878	5.783	0.095
30	59_Bias	5.875	5.697	0.178
30	60_Bias	5.875	5.662	0.213
30	61_Bias	5.875	5.726	0.149
30	62_Bias	5.873	5.537	0.336
30	63_Unbias	5.875	5.428	0.447
30	64_Unbias	5.878	5.502	0.376
30	65_Unbias	5.878	5.645	0.233
30	66_Unbias	5.879	5.394	0.485
30	67_Unbias	5.874	5.475	0.399
50	1_Bias	5.875	5.588	0.287
50	2_Bias	5.874	5.690	0.184
50	3_Bias	5.875	5.686	0.189
50	4_Bias	5.879	5.673	0.206
50	5_Bias	5.874	5.664	0.210
50	6_Bias	5.876	5.659	0.217
50	7_Bias	5.875	5.732	0.143
50	10_Bias	5.878	5.681	0.197
50	11_Bias	5.882	5.729	0.153
50	12_Bias	5.878	5.693	0.185
50	13_Bias	5.876	5.681	0.195
50	14_Bias	5.875	5.762	0.113
50	15_Bias	5.874	5.634	0.240
50	16_Bias	5.871	5.658	0.213
50	17_Bias	5.874	5.694	0.180
50	18_Bias	5.874	5.681	0.193
50	20_Bias	5.877	5.723	0.154
50	21_Bias	5.879	5.762	0.117
50	22_Bias	5.879	5.718	0.161
50	23_Unbias	5.875	5.685	0.190
50	24_Unbias	5.876	5.716	0.160
50	25_Unbias	5.875	5.474	0.401
50	26_Unbias	5.874	5.302	0.572
50	27_Unbias	5.882	5.640	0.242
50	28_Unbias	5.873	5.524	0.349
50	29_Unbias	5.875	5.685	0.190
50	30_Unbias	5.871	5.392	0.479
50	31_Unbias	5.873	5.418	0.455
50	32_Unbias	5.874	5.582	0.292
50	33_Unbias	5.880	5.474	0.406
50	34_Unbias	5.873	5.604	0.269
50	35_Unbias	5.877	5.418	0.459
50	36_Unbias	5.874	5.353	0.521
50	37_Unbias	5.876	5.353	0.523
50	38_Unbias	5.876	5.604	0.272
50	39_Unbias	5.870	5.356	0.514
50	40_Unbias	5.876	5.582	0.294
50	41_Unbias	5.873	5.353	0.520
50	42_Unbias	5.874	5.353	0.521
50	43_Unbias	5.874	5.296	0.578
50	44_Unbias	5.874	5.604	0.270
50	45_Unbias	5.876	5.331	0.545
50	46_Unbias	5.874	5.353	0.521
50	47_Unbias	5.873	5.296	0.577
50	Max	5.882	5.945	0.578
50	Average	5.875	5.655	0.220
50	Min	5.870	5.296	-0.069
50	Std Dev	0.002	0.194	0.194



480.0_Vswing pos 3A_600_7V		
Test Site	Junkins Lab	Junkins Lab
Tester	ETS3	ETS3
Test Number	EF799100	EF799100
Max Limit	7	V
Min Limit	3.6	V

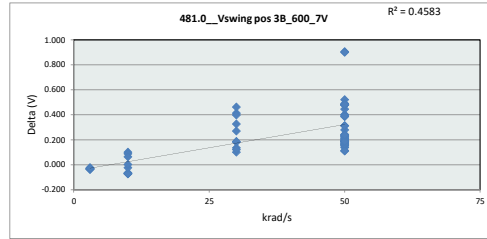
krad/s	3	10	30	50
LL	3.600	3.600	3.600	3.600
Min	5.901	5.750	5.394	5.296
Average	5.903	5.877	5.585	5.565
Max	5.906	5.945	5.783	5.762
UL	7.000	7.000	7.000	7.000



TID LDR/RLAT Report
5962L1620901V9A

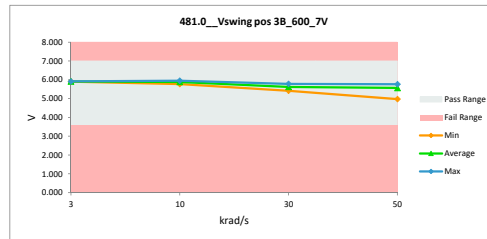
481.0_Vswing pos 3B_600_7V		
Test Site	Junkins Lab	Junkins Lab
Tester	ETS3	ETS3
Test Number	EF799100	EF799100
Unit	V	V
Max Limit	7	7
Min Limit	3.6	3.6

krad/s	Serial #	PreRad	PostRad	Delta
3	48_Bias	5.872	5.907	-0.035
3	49_Bias	5.875	5.910	-0.035
3	50_Bias	5.871	5.906	-0.035
3	51_Bias	5.876	5.913	-0.037
3	52_Bias	5.877	5.907	-0.030
3	53_Unbias	5.872	5.904	-0.032
3	54_Unbias	5.873	5.905	-0.032
3	55_Unbias	5.877	5.906	-0.029
3	56_Unbias	5.878	5.902	-0.024
3	57_Unbias	5.877	5.905	-0.028
10	481_Bias	5.872	5.940	-0.068
10	491_Bias	5.875	5.946	-0.071
10	501_Bias	5.871	5.936	-0.065
10	511_Bias	5.876	5.949	-0.073
10	521_Bias	5.877	5.948	-0.071
10	531_Unbias	5.872	5.771	0.101
10	541_Unbias	5.873	5.785	0.088
10	551_Unbias	5.877	5.814	0.063
10	561_Unbias	5.877	5.901	-0.024
10	571_Unbias	5.877	5.875	0.002
30	58_Bias	5.879	5.778	0.101
30	59_Bias	5.875	5.694	0.181
30	60_Bias	5.874	5.688	0.186
30	61_Bias	5.878	5.743	0.135
30	62_Bias	5.875	5.606	0.269
30	63_Unbias	5.873	5.460	0.413
30	64_Unbias	5.877	5.551	0.326
30	65_Unbias	5.877	5.756	0.121
30	66	5.882	5.484	0.398
30	67_Unbias	5.876	5.415	0.461
50	1_Bias	5.877	5.648	0.229
50	2_Bias	5.872	5.706	0.166
50	3_Bias	5.875	5.700	0.175
50	4_Bias	5.876	5.725	0.151
50	5_Bias	5.876	5.655	0.221
50	6_Bias	5.876	5.646	0.230
50	7_Bias	5.877	5.740	0.137
50	10_Bias	5.877	5.687	0.190
50	11_Bias	5.882	5.721	0.161
50	12_Bias	5.880	5.673	0.207
50	13_Bias	5.875	5.687	0.188
50	14_Bias	5.876	5.767	0.109
50	15_Bias	5.875	5.663	0.212
50	16_Bias	5.874	5.673	0.201
50	17_Bias	5.875	5.720	0.155
50	18_Bias	5.875	5.687	0.188
50	20_Bias	5.878	5.703	0.175
50	21_Bias	5.880	5.767	0.113
50	22_Bias	5.880	5.714	0.166
50	23_Unbias	5.876	5.688	0.188
50	24_Unbias	5.876	5.683	0.193
50	25_Unbias	5.874	5.477	0.397
50	26_Unbias	5.875	5.354	0.521
50	27_Unbias	5.882	5.603	0.279
50	28_Unbias	5.873	5.393	0.480
50	29_Unbias	5.874	5.688	0.186
50	30_Unbias	5.872	5.392	0.480
50	31_Unbias	5.875	5.490	0.385
50	32_Unbias	5.875	5.563	0.312
50	33_Unbias	5.878	5.477	0.401
50	34_Unbias	5.873	5.636	0.237
50	35_Unbias	5.878	5.490	0.388
50	36_Unbias	5.876	5.397	0.479
50	37_Unbias	5.879	5.397	0.482
50	38_Unbias	5.878	5.636	0.242
50	39_Unbias	5.874	5.429	0.445
50	40_Unbias	5.875	5.563	0.312
50	41_Unbias	5.876	5.397	0.479
50	42_Unbias	5.876	5.397	0.479
50	43_Unbias	5.878	4.973	0.905
50	44_Unbias	5.873	5.636	0.237
50	45_Unbias	5.878	5.388	0.490
50	46_Unbias	5.878	5.397	0.481
50	47_Unbias	5.872	4.973	0.899
50	Max	5.882	5.949	0.905
50	Average	5.876	5.661	0.215
50	Min	5.871	4.973	-0.073
50	Std Dev	0.003	0.209	0.210



481.0_Vswing pos 3B_600_7V		
Test Site	Junkins Lab	Junkins Lab
Tester	ETS3	ETS3
Test Number	EF799100	EF799100
Max Limit	7	V
Min Limit	3.6	V

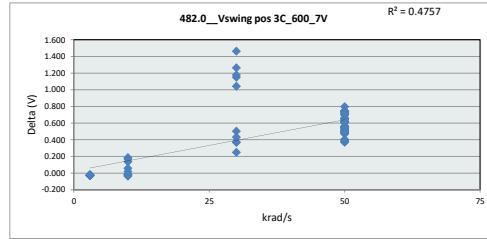
krad/s	3	10	30	50
LL	3.600	3.600	3.600	3.600
Min	5.902	5.771	5.415	4.973
Average	5.907	5.887	5.618	5.564
Max	5.913	5.949	5.778	5.767
UL	7.000	7.000	7.000	7.000



TID LDR/RLAT Report
5962L1620901V9A

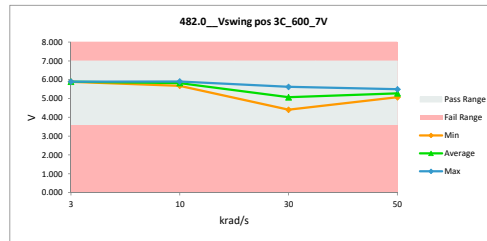
482.0_Vswing pos 3C_600_7V		
Test Site	Junkins Lab	Junkins Lab
Tester	ETS3	ETS3
Test Number	EF799100	EF799100
Unit	V	V
Max Limit	7	7
Min Limit	3.6	3.6

krad/s	Serial #	PreRad	PostRad	Delta
3	48_Bias	5.866	5.899	-0.023
3	49_Bias	5.867	5.895	-0.028
3	50_Bias	5.863	5.892	-0.029
3	51_Bias	5.868	5.899	-0.031
3	52_Bias	5.870	5.895	-0.025
3	53_Unbias	5.865	5.891	-0.026
3	54_Unbias	5.867	5.893	-0.026
3	55_Unbias	5.868	5.894	-0.026
3	56_Unbias	5.870	5.890	-0.020
3	57_Unbias	5.869	5.893	-0.024
10	481_Bias	5.866	5.880	-0.014
10	491_Bias	5.867	5.885	-0.018
10	501_Bias	5.863	5.879	-0.016
10	511_Bias	5.868	5.898	-0.030
10	521_Bias	5.870	5.907	-0.037
10	531_Unbias	5.865	5.679	0.186
10	541_Unbias	5.867	5.699	0.168
10	551_Unbias	5.868	5.732	0.136
10	561_Unbias	5.871	5.853	0.018
10	571_Unbias	5.869	5.813	0.056
30	58_Bias	5.870	4.829	1.041
30	59_Bias	5.867	4.717	1.150
30	60_Bias	5.865	4.602	1.263
30	61_Bias	5.870	4.694	1.176
30	62_Bias	5.866	4.403	1.463
30	63_Unbias	5.867	5.496	0.371
30	64_Unbias	5.868	5.501	0.367
30	65_Unbias	5.870	5.622	0.248
30	66_Unbias	5.873	5.371	0.502
30	67_Unbias	5.866	5.434	0.432
50	1_Bias	5.871	5.224	0.647
50	2_Bias	5.864	5.395	0.469
50	3_Bias	5.868	5.357	0.511
50	4_Bias	5.867	5.368	0.499
50	5_Bias	5.868	5.263	0.605
50	6_Bias	5.866	5.211	0.655
50	7_Bias	5.868	5.305	0.563
50	10_Bias	5.870	5.322	0.548
50	11_Bias	5.874	5.220	0.654
50	12_Bias	5.871	5.252	0.619
50	13_Bias	5.867	5.322	0.545
50	14_Bias	5.867	5.497	0.370
50	15_Bias	5.867	5.259	0.608
50	16_Bias	5.867	5.254	0.613
50	17_Bias	5.865	5.327	0.538
50	18_Bias	5.867	5.322	0.545
50	20_Bias	5.870	5.311	0.559
50	21_Bias	5.872	5.497	0.375
50	22_Bias	5.871	5.347	0.524
50	23_Unbias	5.867	5.386	0.481
50	24_Unbias	5.866	5.366	0.500
50	25_Unbias	5.867	5.212	0.655
50	26_Unbias	5.867	5.071	0.796
50	27_Unbias	5.874	5.329	0.545
50	28_Unbias	5.866	5.135	0.731
50	29_Unbias	5.867	5.386	0.481
50	30_Unbias	5.866	5.168	0.698
50	31_Unbias	5.867	5.247	0.620
50	32_Unbias	5.866	5.370	0.496
50	33_Unbias	5.871	5.212	0.659
50	34_Unbias	5.865	5.467	0.398
50	35_Unbias	5.869	5.247	0.622
50	36_Unbias	5.868	5.126	0.742
50	37_Unbias	5.870	5.126	0.742
50	38_Unbias	5.869	5.467	0.402
50	39_Unbias	5.865	5.164	0.701
50	40_Unbias	5.866	5.370	0.496
50	41_Unbias	5.868	5.126	0.742
50	42_Unbias	5.867	5.126	0.741
50	43_Unbias	5.869	5.148	0.721
50	44_Unbias	5.864	5.467	0.397
50	45_Unbias	5.871	5.129	0.742
50	46_Unbias	5.868	5.126	0.742
50	47_Unbias	5.864	5.148	0.716
50	Max	5.874	5.907	1.463
50	Average	5.868	5.405	0.462
50	Min	5.863	4.403	-0.037
50	Std Dev	0.002	0.342	0.342



482.0_Vswing pos 3C_600_7V		
Test Site	Junkins Lab	Junkins Lab
Tester	ETS3	ETS3
Test Number	EF799100	EF799100
Max Limit	7	V
Min Limit	3.6	V

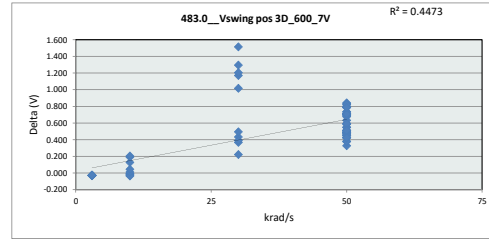
krad/s	3	10	30	50
LL	3.600	3.600	3.600	3.600
Min	5.899	5.679	4.403	5.071
Average	5.893	5.823	5.067	5.277
Max	5.899	5.907	5.622	5.497
UL	7.000	7.000	7.000	7.000



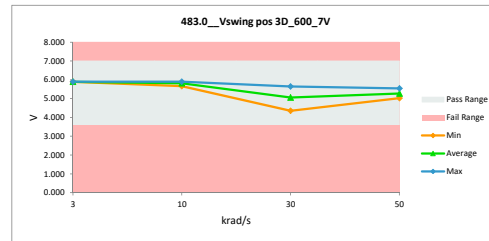
TID LDR/RLAT Report
5962L1620901V9A

483.0_Vswing pos 3D_600_7V			
Test Site	Junkins Lab	Junkins Lab	
Tester	ETS3	ETS3	
Test Number	EF799100	EF799100	
Unit	V	V	
Max Limit	7	7	
Min Limit	3.6	3.6	

krad/s	Serial #	PreRad	PostRad	Delta
3	48_Bias	5.861	5.899	-0.028
3	49_Bias	5.864	5.894	-0.030
3	50_Bias	5.860	5.891	-0.031
3	51_Bias	5.866	5.898	-0.032
3	52_Bias	5.866	5.893	-0.027
3	53_Unbias	5.862	5.890	-0.028
3	54_Unbias	5.863	5.890	-0.027
3	55_Unbias	5.866	5.894	-0.028
3	56_Unbias	5.867	5.891	-0.024
3	57_Unbias	5.867	5.893	-0.026
10	481_Bias	5.861	5.868	-0.007
10	491_Bias	5.864	5.883	-0.019
10	501_Bias	5.860	5.871	-0.011
10	511_Bias	5.866	5.894	-0.028
10	521_Bias	5.866	5.902	-0.036
10	531_Unbias	5.862	5.671	0.191
10	541_Unbias	5.863	5.659	0.204
10	551_Unbias	5.866	5.739	0.127
10	561_Unbias	5.867	5.854	0.013
10	571_Unbias	5.867	5.822	0.045
30	58_Bias	5.868	4.851	1.017
30	59_Bias	5.866	4.696	1.170
30	60_Bias	5.865	4.570	1.295
30	61_Bias	5.867	4.662	1.205
30	62_Bias	5.863	4.349	1.514
30	63_Unbias	5.864	5.497	0.367
30	64_Unbias	5.867	5.433	0.434
30	65_Unbias	5.866	5.645	0.221
30	66_Unbias	5.869	5.374	0.495
30	67_Unbias	5.865	5.474	0.391
50	1_Bias	5.867	5.065	0.802
50	2_Bias	5.864	5.383	0.481
50	3_Bias	5.864	5.316	0.548
50	4_Bias	5.867	5.540	0.327
50	5_Bias	5.864	5.231	0.633
50	6_Bias	5.864	5.178	0.686
50	7_Bias	5.865	5.315	0.550
50	10_Bias	5.866	5.381	0.485
50	11_Bias	5.872	5.277	0.595
50	12_Bias	5.868	5.357	0.511
50	13_Bias	5.864	5.381	0.483
50	14_Bias	5.864	5.487	0.377
50	15_Bias	5.866	5.281	0.585
50	16_Bias	5.863	5.271	0.592
50	17_Bias	5.864	5.350	0.514
50	18_Bias	5.866	5.381	0.485
50	20_Bias	5.867	5.420	0.447
50	21_Bias	5.869	5.487	0.382
50	22_Bias	5.870	5.374	0.496
50	23_Unbias	5.865	5.410	0.455
50	24_Unbias	5.869	5.412	0.457
50	25_Unbias	5.864	5.167	0.697
50	26_Unbias	5.864	5.034	0.830
50	27_Unbias	5.872	5.400	0.472
50	28_Unbias	5.863	5.186	0.677
50	29_Unbias	5.864	5.410	0.454
50	30_Unbias	5.862	5.073	0.789
50	31_Unbias	5.866	5.132	0.734
50	32_Unbias	5.864	5.355	0.509
50	33_Unbias	5.871	5.167	0.704
50	34_Unbias	5.863	5.440	0.423
50	35_Unbias	5.867	5.132	0.735
50	36_Unbias	5.865	5.155	0.710
50	37_Unbias	5.866	5.155	0.711
50	38_Unbias	5.866	5.440	0.426
50	39_Unbias	5.863	5.021	0.842
50	40_Unbias	5.865	5.355	0.510
50	41_Unbias	5.864	5.155	0.709
50	42_Unbias	5.864	5.155	0.709
50	43_Unbias	5.866	5.074	0.792
50	44_Unbias	5.863	5.440	0.423
50	45_Unbias	5.867	5.044	0.823
50	46_Unbias	5.865	5.155	0.710
50	47_Unbias	5.861	5.074	0.787
50	Max	5.872	5.902	-1.514
50	Average	5.865	5.401	0.465
50	Min	5.860	4.349	-0.036
50	Std Dev	0.002	0.352	0.353



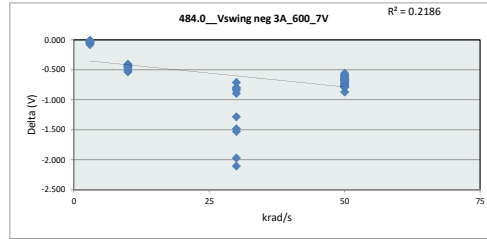
483.0_Vswing pos 3D_600_7V				
Test Site	Junkins Lab			
Tester	ETS3			
Test Number	EF799100			
Max Limit	7	V		
Min Limit	3.6	V		
krad/s	3	10	30	50
LL	3.600	3.600	3.600	3.600
Min	5.889	5.659	4.349	5.021
Average	5.892	5.816	5.055	5.273
Max	5.898	5.902	5.645	5.540
UL	7.000	7.000	7.000	7.000



TID LDR/RLAT Report
5962L1620901V9A

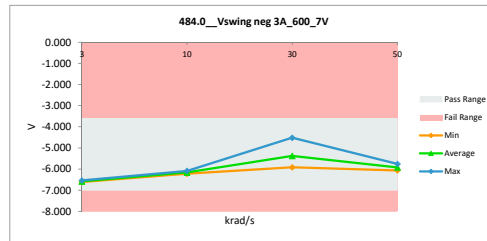
484.0_Vswing neg 3A_600_7V			
Test Site	Junkins Lab		Junkins Lab
Tester	ETS3		ETS3
Test Number	EF799100		EF799100
Unit	V		V
Max Limit	-3.6		-3.6
Min Limit	-7		-7

krad/s	Serial #	PreRad	PostRad	Delta
3	48_Bias	-6.620	-6.589	-0.031
3	49_Bias	-6.623	-6.565	-0.058
3	50_Bias	-6.621	-6.539	-0.082
3	51_Bias	-6.626	-6.559	-0.067
3	52_Bias	-6.621	-6.584	-0.037
3	53_Unbias	-6.622	-6.581	-0.041
3	54_Unbias	-6.624	-6.590	-0.034
3	55_Unbias	-6.624	-6.612	-0.012
3	56_Unbias	-6.627	-6.594	-0.033
3	57_Unbias	-6.622	-6.610	-0.012
10	481_Bias	-6.620	-6.170	-0.450
10	491_Bias	-6.623	-6.198	-0.425
10	501_Bias	-6.621	-6.175	-0.446
10	511_Bias	-6.626	-6.220	-0.406
10	521_Bias	-6.621	-6.206	-0.415
10	531_Unbias	-6.622	-6.087	-0.535
10	541_Unbias	-6.624	-6.101	-0.523
10	551_Unbias	-6.624	-6.129	-0.495
10	561_Unbias	-6.621	-6.161	-0.460
10	571_Unbias	-6.622	-6.165	-0.457
30	58_Bias	-6.629	-5.919	-0.710
30	59_Bias	-6.619	-5.801	-0.818
30	60_Bias	-6.618	-5.779	-0.839
30	61_Bias	-6.627	-5.831	-0.796
30	62_Bias	-6.620	-5.726	-0.894
30	63_Unbias	-6.619	-4.647	-1.972
30	64_Unbias	-6.619	-5.134	-1.485
30	65_Unbias	-6.623	-5.339	-1.284
30	66	-6.626	-5.097	-1.529
30	67_Unbias	-6.624	-4.517	-2.107
50	1_Bias	-6.621	-5.902	-0.719
50	2_Bias	-6.619	-5.950	-0.669
50	3_Bias	-6.619	-5.948	-0.671
50	4_Bias	-6.629	-5.759	-0.870
50	5_Bias	-6.622	-5.948	-0.674
50	6_Bias	-6.619	-5.956	-0.663
50	7_Bias	-6.625	-6.011	-0.614
50	10_Bias	-6.629	-5.944	-0.685
50	11_Bias	-6.627	-5.989	-0.638
50	12_Bias	-6.623	-5.964	-0.659
50	13_Bias	-6.619	-5.944	-0.675
50	14_Bias	-6.621	-6.033	-0.588
50	15_Bias	-6.618	-5.926	-0.692
50	16_Bias	-6.623	-5.946	-0.677
50	17_Bias	-6.618	-5.960	-0.658
50	18_Bias	-6.618	-5.944	-0.674
50	20_Bias	-6.622	-5.975	-0.647
50	21_Bias	-6.627	-6.033	-0.594
50	22_Bias	-6.622	-5.958	-0.664
50	23_Unbias	-6.619	-5.944	-0.675
50	24_Unbias	-6.619	-5.967	-0.652
50	25_Unbias	-6.618	-5.852	-0.766
50	26_Unbias	-6.620	-5.835	-0.785
50	27_Unbias	-6.625	-6.065	-0.560
50	28_Unbias	-6.623	-5.894	-0.729
50	29_Unbias	-6.620	-5.944	-0.676
50	30_Unbias	-6.620	-5.844	-0.776
50	31_Unbias	-6.627	-5.886	-0.741
50	32_Unbias	-6.622	-5.956	-0.666
50	33_Unbias	-6.631	-5.852	-0.779
50	34_Unbias	-6.620	-6.017	-0.603
50	35_Unbias	-6.623	-5.886	-0.737
50	36_Unbias	-6.625	-5.843	-0.782
50	37_Unbias	-6.625	-5.843	-0.782
50	38_Unbias	-6.626	-6.017	-0.609
50	39_Unbias	-6.623	-5.856	-0.767
50	40_Unbias	-6.619	-5.956	-0.663
50	41_Unbias	-6.623	-5.843	-0.780
50	42_Unbias	-6.620	-5.843	-0.777
50	43_Unbias	-6.626	-5.832	-0.794
50	44_Unbias	-6.620	-6.017	-0.603
50	45_Unbias	-6.623	-5.862	-0.761
50	46_Unbias	-6.623	-5.843	-0.780
50	47_Unbias	-6.618	-5.832	-0.786
50	Max	-6.618	-4.517	-2.107
50	Average	-6.622	-5.971	-0.652
50	Min	-6.631	-6.12	-2.107
50	Std Dev	0.003	0.376	0.376



484.0_Vswing neg 3A_600_7V			
Test Site	Junkins Lab		Junkins Lab
Tester	ETS3		ETS3
Test Number	EF799100		EF799100
Max Limit	-3.6		V
Min Limit	-7		V

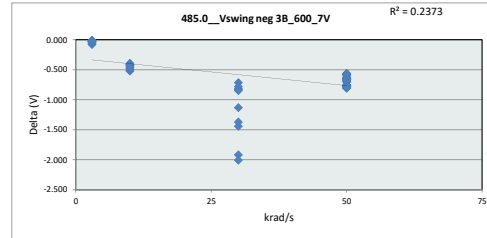
krad/s	3	10	30	50
LL	-7.000	-7.000	-7.000	-7.000
Min	-6.612	-6.220	-5.919	-6.065
Average	-6.582	-6.161	-5.379	-5.923
Max	-6.539	-6.087	-4.517	-5.759
UL	-3.600	-3.600	-3.600	-3.600



TID LDR/RLAT Report
5962L1620901V9A

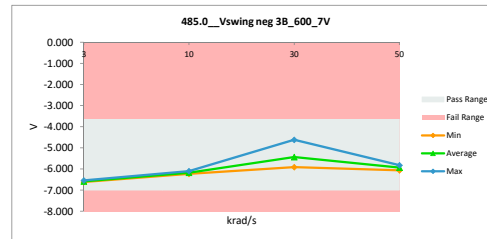
485.0_Vswing neg 3B_600_7V			
Test Site	Junkins Lab	Junkins Lab	
Tester	ETS3	ETS3	
Test Number	EF799100	EF799100	
Unit	V	V	
Max Limit	-3.6	-3.6	
Min Limit	-7	-7	

krad/s	Serial #	PreRad	PostRad	Delta
3	48_Bias	-6.621	-6.593	-0.028
3	49_Bias	-6.622	-6.567	-0.055
3	50_Bias	-6.621	-6.542	-0.079
3	51_Bias	-6.626	-6.561	-0.065
3	52_Bias	-6.621	-6.586	-0.035
3	53_Unbias	-6.621	-6.582	-0.039
3	54_Unbias	-6.624	-6.592	-0.032
3	55_Unbias	-6.626	-6.614	-0.012
3	56_Unbias	-6.627	-6.595	-0.032
3	57_Unbias	-6.623	-6.612	-0.011
10	481_Bias	-6.621	-6.200	-0.421
10	491_Bias	-6.622	-6.203	-0.419
10	501_Bias	-6.621	-6.193	-0.428
10	511_Bias	-6.626	-6.232	-0.394
10	521_Bias	-6.621	-6.212	-0.409
10	531_Unbias	-6.621	-6.100	-0.521
10	541_Unbias	-6.624	-6.119	-0.505
10	551_Unbias	-6.626	-6.152	-0.474
10	561_Unbias	-6.620	-6.161	-0.459
10	571_Unbias	-6.623	-6.169	-0.454
30	58_Bias	-6.627	-5.910	-0.717
30	59_Bias	-6.616	-5.796	-0.820
30	60_Bias	-6.619	-5.795	-0.824
30	61_Bias	-6.627	-5.843	-0.784
30	62_Bias	-6.621	-5.773	-0.848
30	63_Unbias	-6.619	-4.701	-1.918
30	64_Unbias	-6.619	-5.176	-1.443
30	65_Unbias	-6.623	-5.490	-1.133
30	66	-6.627	-5.255	-1.372
30	67_Unbias	-6.626	-4.619	-2.007
50	1_Bias	-6.620	-5.941	-0.679
50	2_Bias	-6.618	-5.970	-0.648
50	3_Bias	-6.620	-5.969	-0.651
50	4_Bias	-6.627	-5.825	-0.802
50	5_Bias	-6.622	-5.956	-0.666
50	6_Bias	-6.619	-5.962	-0.657
50	7_Bias	-6.626	-6.029	-0.597
50	10_Bias	-6.628	-5.954	-0.674
50	11_Bias	-6.628	-6.003	-0.625
50	12_Bias	-6.624	-5.965	-0.659
50	13_Bias	-6.619	-5.954	-0.665
50	14_Bias	-6.621	-6.045	-0.576
50	15_Bias	-6.619	-5.953	-0.666
50	16_Bias	-6.623	-5.972	-0.651
50	17_Bias	-6.618	-5.965	-0.653
50	18_Bias	-6.619	-5.954	-0.665
50	20_Bias	-6.623	-5.975	-0.648
50	21_Bias	-6.627	-6.045	-0.582
50	22_Bias	-6.623	-5.967	-0.656
50	23_Unbias	-6.620	-5.958	-0.662
50	24_Unbias	-6.619	-5.956	-0.663
50	25_Unbias	-6.619	-5.853	-0.766
50	26_Unbias	-6.620	-5.844	-0.776
50	27_Unbias	-6.625	-6.063	-0.562
50	28_Unbias	-6.622	-5.860	-0.762
50	29_Unbias	-6.621	-5.958	-0.663
50	30_Unbias	-6.619	-5.846	-0.773
50	31_Unbias	-6.628	-5.984	-0.644
50	32_Unbias	-6.620	-5.920	-0.700
50	33_Unbias	-6.631	-5.853	-0.778
50	34_Unbias	-6.620	-6.052	-0.568
50	35_Unbias	-6.623	-5.984	-0.639
50	36_Unbias	-6.626	-5.855	-0.771
50	37_Unbias	-6.625	-5.855	-0.770
50	38_Unbias	-6.627	-6.052	-0.575
50	39_Unbias	-6.624	-5.845	-0.779
50	40_Unbias	-6.618	-5.920	-0.698
50	41_Unbias	-6.625	-5.855	-0.770
50	42_Unbias	-6.622	-5.855	-0.767
50	43_Unbias	-6.627	-5.819	-0.808
50	44_Unbias	-6.618	-6.052	-0.566
50	45_Unbias	-6.624	-5.873	-0.751
50	46_Unbias	-6.623	-5.855	-0.768
50	47_Unbias	-6.618	-5.819	-0.799
50	Max	-6.616	-4.619	-0.011
50	Average	-6.623	-5.989	-0.634
50	Min	-6.631	-6.614	-2.007
50	Std Dev	0.003	0.359	0.359



485.0_Vswing neg 3B_600_7V			
Test Site	Junkins Lab	Junkins Lab	
Tester	ETS3	ETS3	
Test Number	EF799100	EF799100	
Max Limit	-3.6	V	
Min Limit	-7	V	

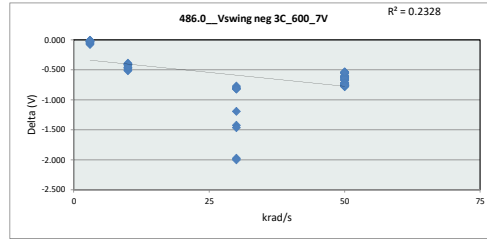
krad/s	3	10	30	50
LL	-7.000	-7.000	-7.000	-7.000
Min	-6.614	-6.232	-5.910	-6.063
Average	-6.584	-6.174	-5.436	-5.937
Max	-6.542	-6.100	-4.619	-5.819
UL	-3.600	-3.600	-3.600	-3.600



TID LDR/RLAT Report
5962L1620901V9A

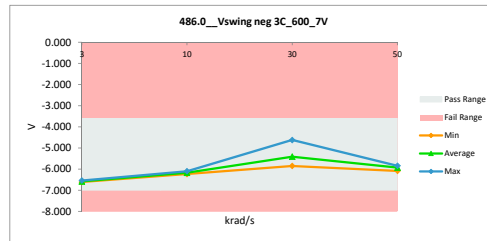
486.0_Vswing neg 3C_600_7V		
Test Site	Junkins Lab	Junkins Lab
Tester	ETS3	ETS3
Test Number	EF799100	EF799100
Unit	V	V
Max Limit	-3.6	-3.6
Min Limit	-7	-7

krad/s	Serial #	PreRad	PostRad	Delta
3	48_Bias	-6.619	-6.590	-0.029
3	49_Bias	-6.621	-6.567	-0.054
3	50_Bias	-6.620	-6.541	-0.079
3	51_Bias	-6.626	-6.562	-0.064
3	52_Bias	-6.621	-6.586	-0.035
3	53_Unbias	-6.621	-6.582	-0.039
3	54_Unbias	-6.622	-6.591	-0.031
3	55_Unbias	-6.624	-6.613	-0.011
3	56_Unbias	-6.627	-6.594	-0.033
3	57_Unbias	-6.622	-6.611	-0.011
10	481_Bias	-6.619	-6.202	-0.417
10	491_Bias	-6.621	-6.202	-0.419
10	501_Bias	-6.620	-6.202	-0.418
10	511_Bias	-6.626	-6.235	-0.391
10	521_Bias	-6.621	-6.219	-0.402
10	531_Unbias	-6.621	-6.104	-0.517
10	541_Unbias	-6.622	-6.117	-0.505
10	551_Unbias	-6.624	-6.147	-0.477
10	561_Unbias	-6.620	-6.162	-0.458
10	571_Unbias	-6.622	-6.162	-0.460
30	58_Bias	-6.627	-5.855	-0.772
30	59_Bias	-6.616	-5.807	-0.809
30	60_Bias	-6.616	-5.799	-0.817
30	61_Bias	-6.627	-5.835	-0.792
30	62_Bias	-6.620	-5.796	-0.824
30	63_Unbias	-6.617	-4.642	-1.975
30	64_Unbias	-6.618	-5.191	-1.427
30	65_Unbias	-6.621	-5.428	-1.193
30	66	-6.626	-5.161	-1.465
30	67_Unbias	-6.625	-4.622	-2.003
50	1_Bias	-6.620	-5.853	-0.767
50	2_Bias	-6.617	-5.940	-0.677
50	3_Bias	-6.619	-5.905	-0.714
50	4_Bias	-6.626	-5.843	-0.783
50	5_Bias	-6.621	-5.870	-0.751
50	6_Bias	-6.618	-5.859	-0.759
50	7_Bias	-6.624	-6.012	-0.612
50	10_Bias	-6.627	-5.898	-0.729
50	11_Bias	-6.628	-6.021	-0.607
50	12_Bias	-6.624	-5.878	-0.746
50	13_Bias	-6.618	-5.898	-0.720
50	14_Bias	-6.619	-6.085	-0.534
50	15_Bias	-6.618	-5.870	-0.748
50	16_Bias	-6.622	-5.877	-0.745
50	17_Bias	-6.617	-5.985	-0.632
50	18_Bias	-6.618	-5.898	-0.720
50	20_Bias	-6.622	-5.997	-0.625
50	21_Bias	-6.627	-6.085	-0.542
50	22_Bias	-6.622	-5.995	-0.627
50	23_Unbias	-6.619	-5.957	-0.662
50	24_Unbias	-6.617	-5.940	-0.677
50	25_Unbias	-6.616	-5.858	-0.758
50	26_Unbias	-6.619	-5.847	-0.772
50	27_Unbias	-6.625	-6.060	-0.565
50	28_Unbias	-6.621	-5.874	-0.747
50	29_Unbias	-6.619	-5.957	-0.662
50	30_Unbias	-6.620	-5.853	-0.767
50	31_Unbias	-6.627	-6.022	-0.605
50	32_Unbias	-6.620	-5.977	-0.643
50	33_Unbias	-6.631	-5.858	-0.773
50	34_Unbias	-6.619	-6.070	-0.549
50	35_Unbias	-6.623	-6.022	-0.601
50	36_Unbias	-6.625	-5.855	-0.770
50	37_Unbias	-6.626	-5.855	-0.771
50	38_Unbias	-6.626	-6.070	-0.556
50	39_Unbias	-6.623	-5.874	-0.749
50	40_Unbias	-6.618	-5.977	-0.641
50	41_Unbias	-6.624	-5.855	-0.769
50	42_Unbias	-6.620	-5.855	-0.765
50	43_Unbias	-6.625	-5.855	-0.770
50	44_Unbias	-6.617	-6.070	-0.547
50	45_Unbias	-6.623	-5.901	-0.722
50	46_Unbias	-6.622	-5.855	-0.767
50	47_Unbias	-6.619	-5.855	-0.764
50	Max	-6.616	-4.622	-0.011
50	Average	-6.622	-5.982	-0.640
50	Min	-6.631	-6.613	-2.003
50	Std Dev	0.003	0.366	0.366



486.0_Vswing neg 3C_600_7V		
Test Site	Junkins Lab	Junkins Lab
Tester	ETS3	ETS3
Test Number	EF799100	EF799100
Max Limit	-3.6	V
Min Limit	-7	V

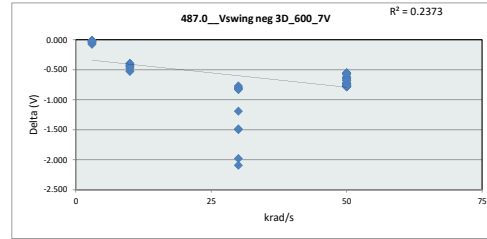
krad/s	3	10	30	50
LL	-7.000	-7.000	-7.000	-7.000
Min	-6.613	-6.235	-5.855	-6.085
Average	-6.584	-6.175	-5.414	-5.930
Max	-6.541	-6.104	-4.622	-5.843
UL	-3.600	-3.600	-3.600	-3.600



TID LDR/RLAT Report
5962L1620901V9A

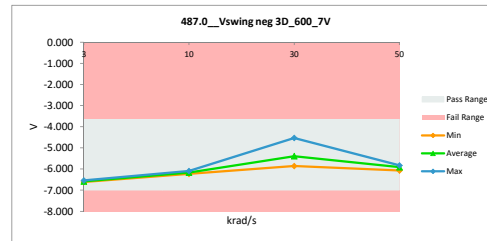
487.0_Vswing neg 3D_600_7V			
Test Site	Junkins Lab	Junkins Lab	
Tester	ETS3	ETS3	
Test Number	EF799100	EF799100	
Unit	V	V	
Max Limit	-3.6	-3.6	
Min Limit	-7	-7	

krad/s	Serial #	PreRad	PostRad	Delta
3	48_Bias	-6.617	-6.590	-0.027
3	49_Bias	-6.619	-6.565	-0.054
3	50_Bias	-6.618	-6.541	-0.077
3	51_Bias	-6.622	-6.560	-0.062
3	52_Bias	-6.617	-6.583	-0.034
3	53_Unbias	-6.619	-6.581	-0.038
3	54_Unbias	-6.620	-6.590	-0.030
3	55_Unbias	-6.622	-6.612	-0.010
3	56_Unbias	-6.624	-6.594	-0.030
3	57_Unbias	-6.620	-6.611	-0.009
10	481_Bias	-6.617	-6.188	-0.429
10	491_Bias	-6.619	-6.196	-0.423
10	501_Bias	-6.618	-6.193	-0.425
10	511_Bias	-6.622	-6.230	-0.392
10	521_Bias	-6.617	-6.212	-0.405
10	531_Unbias	-6.619	-6.096	-0.523
10	541_Unbias	-6.620	-6.092	-0.528
10	551_Unbias	-6.622	-6.144	-0.478
10	561_Unbias	-6.615	-6.164	-0.451
10	571_Unbias	-6.620	-6.166	-0.454
30	58_Bias	-6.627	-5.857	-0.770
30	59_Bias	-6.616	-5.808	-0.808
30	60_Bias	-6.615	-5.796	-0.819
30	61_Bias	-6.624	-5.829	-0.795
30	62_Bias	-6.618	-5.786	-0.832
30	63_Unbias	-6.616	-4.636	-1.980
30	64_Unbias	-6.616	-5.117	-1.499
30	65_Unbias	-6.621	-5.429	-1.192
30	66	-6.624	-5.138	-1.486
30	67_Unbias	-6.622	-4.530	-2.092
50	1_Bias	-6.615	-5.828	-0.787
50	2_Bias	-6.616	-5.941	-0.675
50	3_Bias	-6.616	-5.888	-0.728
50	4_Bias	-6.628	-5.903	-0.725
50	5_Bias	-6.619	-5.862	-0.757
50	6_Bias	-6.617	-5.853	-0.764
50	7_Bias	-6.622	-5.974	-0.648
50	10_Bias	-6.627	-5.897	-0.730
50	11_Bias	-6.625	-6.010	-0.615
50	12_Bias	-6.620	-5.883	-0.737
50	13_Bias	-6.617	-5.897	-0.720
50	14_Bias	-6.620	-6.069	-0.551
50	15_Bias	-6.616	-5.864	-0.752
50	16_Bias	-6.621	-5.867	-0.754
50	17_Bias	-6.615	-5.982	-0.633
50	18_Bias	-6.616	-5.897	-0.719
50	20_Bias	-6.619	-5.974	-0.645
50	21_Bias	-6.625	-6.069	-0.556
50	22_Bias	-6.620	-5.990	-0.630
50	23_Unbias	-6.617	-5.940	-0.677
50	24_Unbias	-6.617	-5.937	-0.680
50	25_Unbias	-6.615	-5.849	-0.766
50	26_Unbias	-6.617	-5.841	-0.776
50	27_Unbias	-6.622	-6.070	-0.552
50	28_Unbias	-6.618	-5.865	-0.753
50	29_Unbias	-6.616	-5.940	-0.676
50	30_Unbias	-6.618	-5.841	-0.777
50	31_Unbias	-6.624	-5.857	-0.767
50	32_Unbias	-6.617	-5.943	-0.674
50	33_Unbias	-6.628	-5.849	-0.779
50	34_Unbias	-6.617	-6.047	-0.570
50	35_Unbias	-6.622	-5.857	-0.765
50	36_Unbias	-6.622	-5.850	-0.772
50	37_Unbias	-6.624	-5.850	-0.774
50	38_Unbias	-6.623	-6.047	-0.576
50	39_Unbias	-6.620	-5.848	-0.772
50	40_Unbias	-6.617	-5.943	-0.674
50	41_Unbias	-6.620	-5.850	-0.770
50	42_Unbias	-6.619	-5.850	-0.769
50	43_Unbias	-6.624	-5.841	-0.783
50	44_Unbias	-6.616	-6.047	-0.569
50	45_Unbias	-6.620	-5.867	-0.753
50	46_Unbias	-6.619	-5.850	-0.769
50	47_Unbias	-6.617	-5.841	-0.776
50	Max	-6.615	-4.530	-0.009
50	Average	-6.620	-5.968	-0.652
50	Min	-6.628	-6.612	-2.092
50	Std Dev	0.003	0.375	0.375



487.0_Vswing neg 3D_600_7V			
Test Site	Junkins Lab	Junkins Lab	
Tester	ETS3	ETS3	
Test Number	EF799100	EF799100	
Max Limit	-3.6	V	
Min Limit	-7	V	

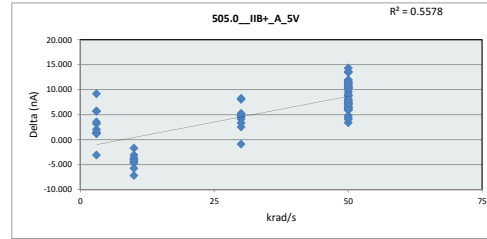
krad/s	3	10	30	50
LL	-7.000	-7.000	-7.000	-7.000
Min	-6.612	-6.230	-5.857	-6.070
Average	-6.583	-6.168	-5.393	-5.913
Max	-6.541	-6.092	-4.530	-5.828
UL	-3.600	-3.600	-3.600	-3.600



TID LDR/RLAT Report
5962L1620901V9A

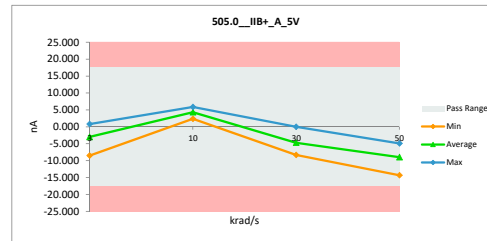
505.0_IIB+_A_5V		
Test Site	Junkins Lab	Junkins Lab
Tester	ETS3	ETS3
Test Number	EF799100	EF799100
Unit	nA	nA
Max Limit	17.5	17.5
Min Limit	-17.5	-17.5

krad/s	Serial #	PreRad	PostRad	Delta
3	48_Bias	0.010	-2.041	2.051
3	49_Bias	-0.322	-1.517	1.195
3	50_Bias	0.057	-1.454	1.511
3	51_Bias	1.395	-1.794	3.189
3	52_Bias	0.517	-0.789	1.306
3	53_Unbias	0.101	-5.647	5.748
3	54_Unbias	0.095	-5.624	5.719
3	55_Unbias	-2.239	0.837	-3.076
3	56_Unbias	0.173	-3.375	3.548
3	57_Unbias	0.715	-8.481	9.196
10	481_Bias	0.010	3.861	-3.851
10	491_Bias	-0.322	4.336	-4.658
10	501_Bias	0.057	4.457	-4.400
10	511_Bias	1.395	5.044	-3.649
10	521_Bias	0.517	3.595	-3.078
10	531_Unbias	0.101	4.529	-4.428
10	541_Unbias	0.095	4.157	-4.062
10	551_Unbias	-2.239	4.915	-7.154
10	561_Unbias	0.183	5.890	-5.707
10	571_Unbias	0.715	2.396	-1.681
30	58_Bias	-0.207	-4.998	4.791
30	59_Bias	-0.584	-3.141	2.557
30	60_Bias	0.539	-4.548	5.087
30	61_Bias	-0.240	-8.313	8.073
30	62_Bias	0.606	-7.665	8.271
30	63_Unbias	-0.204	-4.295	4.091
30	64_Unbias	-1.217	-5.784	4.567
30	65_Unbias	-0.871	0.004	-0.875
30	66	0.018	-5.252	5.270
30	67_Unbias	0.377	-2.985	3.362
50	1_Bias	0.183	-13.386	13.569
50	2_Bias	-0.164	-10.998	10.834
50	3_Bias	0.470	-9.141	9.611
50	4_Bias	-0.370	-10.548	10.178
50	5_Bias	0.018	-14.313	14.331
50	6_Bias	-0.091	-13.665	13.574
50	7_Bias	0.075	-10.295	10.370
50	10_Bias	-0.092	-4.895	4.803
50	11_Bias	-0.202	-8.985	8.783
50	12_Bias	0.100	-11.311	11.411
50	13_Bias	-1.486	-4.895	3.409
50	14_Bias	-0.133	-11.200	11.067
50	15_Bias	-0.447	-12.399	11.952
50	16_Bias	-0.109	-13.582	13.473
50	17_Bias	-0.072	-5.996	5.924
50	18_Bias	-0.447	-4.895	4.448
50	20_Bias	0.010	-6.189	6.199
50	21_Bias	0.174	-11.200	11.374
50	22_Bias	0.308	-5.965	6.273
50	23_Unbias	-0.121	-10.399	10.278
50	24_Unbias	0.262	-11.684	11.946
50	25_Unbias	0.318	-8.793	9.111
50	26_Unbias	0.241	-8.008	8.249
50	27_Unbias	-0.220	-10.885	10.665
50	28_Unbias	-0.248	-6.885	6.637
50	29_Unbias	0.171	-10.399	10.570
50	30_Unbias	-0.019	-7.217	7.198
50	31_Unbias	-0.075	-7.788	7.713
50	32_Unbias	0.125	-6.308	6.433
50	33_Unbias	0.038	-8.793	8.831
50	34_Unbias	-0.094	-11.428	11.334
50	35_Unbias	-0.663	-7.788	7.125
50	36_Unbias	-3.011	-7.076	4.065
50	37_Unbias	-0.510	-7.076	6.566
50	38_Unbias	-0.952	-11.428	10.476
50	39_Unbias	0.032	-7.856	7.888
50	40_Unbias	1.041	-6.308	7.349
50	41_Unbias	0.159	-7.076	7.235
50	42_Unbias	0.049	-7.076	7.125
50	43_Unbias	0.986	-6.614	7.600
50	44_Unbias	0.104	-11.428	11.532
50	45_Unbias	-0.303	-8.212	7.909
50	46_Unbias	-0.067	-7.076	7.009
50	47_Unbias	-0.671	-6.614	5.943
50	Max	1.395	5.890	-14.331
50	Average	-0.087	-5.780	5.693
50	Min	-3.011	-14.313	-7.154
50	Std Dev	0.700	5.201	5.250



505.0_IIB+_A_5V		
Test Site	Junkins Lab	
Tester	ETS3	
Test Number	EF799100	
Max Limit	17.5	nA
Min Limit	-17.5	nA

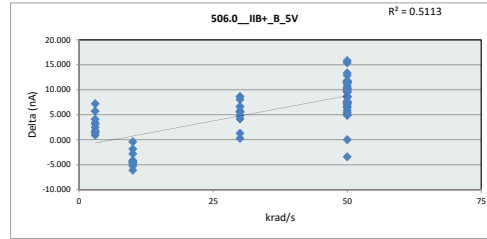
krad/s	3	10	30	50
LL	-17.500	-17.500	-17.500	-17.500
Min	-8.481	2.396	-8.313	-14.313
Average	-2.989	4.318	-4.698	-8.956
Max	0.837	5.890	0.004	-4.895
UL	17.500	17.500	17.500	17.500



TID LDR/RLAT Report
5962L1620901V9A

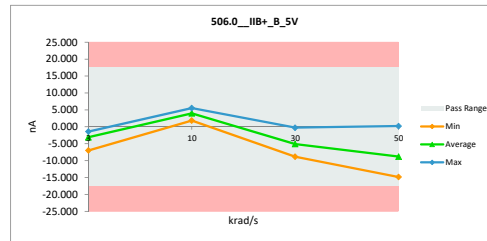
506.0_IIB+_B_5V		
Test Site	Junkins Lab	Junkins Lab
Tester	ETS3	ETS3
Test Number	EF799100	EF799100
Unit	nA	nA
Max Limit	17.5	17.5
Min Limit	-17.5	-17.5

krad/s	Serial #	PreRad	PostRad	Delta
3	48_Bias	0.056	-2.455	2.511
3	49_Bias	-0.002	-1.489	1.487
3	50_Bias	0.369	-1.420	1.789
3	51_Bias	-0.563	-1.466	0.903
3	52_Bias	1.455	-1.737	3.192
3	53_Unbias	-0.057	-5.806	5.749
3	54_Unbias	0.205	-7.003	7.208
3	55_Unbias	-0.116	-3.481	3.365
3	56_Unbias	0.039	-4.054	4.093
3	57_Unbias	-0.468	-1.916	1.448
10	481_Bias	0.056	2.848	-2.792
10	491_Bias	-0.002	4.161	-4.163
10	501_Bias	0.369	4.777	-4.408
10	511_Bias	-0.563	5.532	-6.095
10	521_Bias	1.455	1.847	-0.392
10	531_Unbias	-0.057	4.774	-4.831
10	541_Unbias	0.205	2.045	-1.840
10	551_Unbias	-0.116	5.115	-5.231
10	561_Unbias	0.090	4.531	-4.441
10	571_Unbias	-0.468	4.077	-4.545
30	58_Bias	0.243	-5.459	5.702
30	59_Bias	0.191	-5.308	5.499
30	60_Bias	0.403	-3.761	4.164
30	61_Bias	-0.795	-8.848	8.053
30	62_Bias	0.437	-8.217	8.654
30	63_Unbias	-0.174	-5.777	5.603
30	64_Unbias	-0.086	-6.711	6.625
30	65_Unbias	-0.008	-0.261	0.253
30	66	-0.043	-4.856	4.813
30	67_Unbias	-0.508	-1.793	1.285
50	1_Bias	0.090	-11.350	11.440
50	2_Bias	0.116	-11.459	11.575
50	3_Bias	0.169	-11.308	11.477
50	4_Bias	-0.131	-9.761	9.630
50	5_Bias	0.561	-14.848	15.409
50	6_Bias	1.610	-14.217	15.827
50	7_Bias	0.008	-11.777	11.785
50	10_Bias	0.405	-11.317	11.722
50	11_Bias	-0.217	-7.793	7.576
50	12_Bias	0.719	-12.143	12.862
50	13_Bias	-0.666	-11.317	10.651
50	14_Bias	-0.407	-11.808	11.401
50	15_Bias	-0.114	-10.452	10.338
50	16_Bias	0.190	-13.174	13.364
50	17_Bias	0.109	-6.261	6.370
50	18_Bias	-0.114	-11.317	11.203
50	20_Bias	-0.012	-5.861	5.849
50	21_Bias	-0.090	-11.808	11.718
50	22_Bias	-0.044	-6.989	6.945
50	23_Unbias	0.194	-11.440	11.634
50	24_Unbias	0.628	-8.060	8.688
50	25_Unbias	-0.980	-6.070	5.090
50	26_Unbias	1.506	-8.252	9.758
50	27_Unbias	0.072	-5.392	5.464
50	28_Unbias	0.045	-9.431	9.476
50	29_Unbias	0.003	-11.440	11.443
50	30_Unbias	0.197	-7.378	7.575
50	31_Unbias	-3.169	0.232	-3.401
50	32_Unbias	0.095	-4.922	5.017
50	33_Unbias	0.524	-6.070	6.594
50	34_Unbias	-0.311	-10.412	10.101
50	35_Unbias	0.229	0.232	-0.003
50	36_Unbias	0.016	-7.247	7.263
50	37_Unbias	0.080	-7.247	7.327
50	38_Unbias	-0.209	-10.412	10.203
50	39_Unbias	0.366	-8.288	8.654
50	40_Unbias	-0.050	-4.922	4.872
50	41_Unbias	0.387	-7.247	7.634
50	42_Unbias	0.191	-7.247	7.438
50	43_Unbias	1.274	-7.214	8.488
50	44_Unbias	1.071	-10.412	11.483
50	45_Unbias	0.451	-9.490	9.941
50	46_Unbias	0.457	-7.247	7.704
50	47_Unbias	0.343	-7.214	7.557
50	Max	1.610	-15.827	15.827
50	Average	0.096	-5.806	5.903
50	Min	-3.169	-14.848	-6.095
50	Std Dev	0.626	5.225	5.378



506.0_IIB+_B_5V		
Test Site	Junkins Lab	Junkins Lab
Tester	ETS3	ETS3
Test Number	EF799100	EF799100
Max Limit	17.5	nA
Min Limit	-17.5	nA

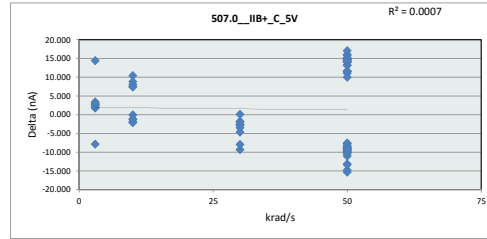
krad/s	3	10	30	50
LL	-17.500	-17.500	-17.500	-17.500
Min	-7.003	1.847	-8.848	-14.848
Average	-3.083	3.971	-5.099	-8.808
Max	-1.420	5.532	-0.261	0.232
UL	17.500	17.500	17.500	17.500



TID LDR/RLAT Report
5962L1620901V9A

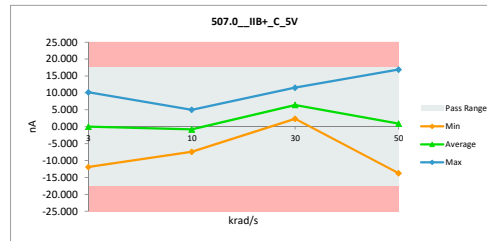
507.0_IIB+_C_5V		
Test Site	Junkins Lab	Junkins Lab
Tester	ETS3	ETS3
Test Number	EF799100	EF799100
Unit	nA	nA
Max Limit	17.5	17.5
Min Limit	-17.5	-17.5

krad/s	Serial #	PreRad	PostRad	Delta
3	48_Bias	3.556	0.551	3.005
3	49_Bias	2.384	0.591	1.793
3	50_Bias	2.925	0.935	1.990
3	51_Bias	2.861	0.469	2.392
3	52_Bias	2.352	10.195	-7.843
3	53_Unbias	3.006	-0.392	3.398
3	54_Unbias	3.027	0.185	2.842
3	55_Unbias	2.528	0.031	2.497
3	56_Unbias	2.536	-11.900	14.436
3	57_Unbias	2.348	-0.391	2.739
10	481_Bias	3.556	3.591	-0.035
10	491_Bias	2.384	4.221	-1.837
10	501_Bias	2.925	4.125	-1.200
10	511_Bias	2.861	5.012	-2.151
10	521_Bias	2.352	3.555	-1.203
10	531_Unbias	3.006	-7.398	10.404
10	541_Unbias	3.027	-5.034	8.061
10	551_Unbias	2.528	-5.027	7.555
10	561_Unbias	3.047	-5.783	8.830
10	571_Unbias	2.348	-5.018	7.366
30	58_Bias	3.350	5.964	-2.614
30	59_Bias	1.628	6.275	-4.647
30	60_Bias	3.164	5.916	-2.752
30	61_Bias	3.273	5.076	-1.803
30	62_Bias	3.608	6.174	-2.566
30	63_Unbias	2.981	4.890	-1.909
30	64_Unbias	2.439	2.366	0.073
30	65_Unbias	2.282	11.570	-9.288
30	66	2.665	6.128	-3.463
30	67_Unbias	2.023	4.958	-2.935
50	1_Bias	3.047	12.093	-9.046
50	2_Bias	3.237	11.964	-8.727
50	3_Bias	2.813	12.275	-9.462
50	4_Bias	2.279	11.916	-9.637
50	5_Bias	3.413	11.076	-7.663
50	6_Bias	3.656	12.174	-8.518
50	7_Bias	2.796	10.890	-8.094
50	10_Bias	2.728	13.196	-10.468
50	11_Bias	2.634	15.958	-13.324
50	12_Bias	2.627	11.277	-8.650
50	13_Bias	3.393	13.196	-9.803
50	14_Bias	2.357	11.796	-9.439
50	15_Bias	2.151	16.923	-14.772
50	16_Bias	2.982	10.518	-7.536
50	17_Bias	3.430	16.570	-13.140
50	18_Bias	2.151	13.196	-11.045
50	20_Bias	3.549	13.679	-10.130
50	21_Bias	2.938	11.796	-8.858
50	22_Bias	1.334	16.646	-15.312
50	23_Unbias	3.047	12.175	-9.128
50	24_Unbias	3.369	13.401	-10.032
50	25_Unbias	2.957	-10.242	13.199
50	26_Unbias	3.520	-12.547	16.067
50	27_Unbias	2.791	-11.411	14.202
50	28_Unbias	3.101	-10.883	13.984
50	29_Unbias	2.922	-12.175	-9.253
50	30_Unbias	2.915	-12.130	15.045
50	31_Unbias	2.305	-11.814	14.119
50	32_Unbias	2.604	-8.898	11.502
50	33_Unbias	2.928	-10.242	13.170
50	34_Unbias	1.963	-9.075	11.038
50	35_Unbias	2.825	-11.814	14.639
50	36_Unbias	2.740	-11.962	14.702
50	37_Unbias	2.957	-11.962	14.919
50	38_Unbias	2.630	-9.075	11.705
50	39_Unbias	3.011	-12.831	15.842
50	40_Unbias	2.668	-8.898	11.566
50	41_Unbias	3.193	-11.962	15.155
50	42_Unbias	2.779	-11.962	14.741
50	43_Unbias	2.987	-11.130	14.117
50	44_Unbias	0.927	-9.075	10.002
50	45_Unbias	3.355	-13.728	17.083
50	46_Unbias	3.083	-11.962	15.045
50	47_Unbias	3.199	-11.130	14.329
50	Max	3.656	16.923	-13.267
50	Average	2.801	1.311	1.490
50	Min	0.927	-13.728	-15.312
50	Std Dev	0.513	10.050	10.076



507.0_IIB+_C_5V		
Test Site	Junkins Lab	Junkins Lab
Tester	ETS3	ETS3
Test Number	EF799100	EF799100
Max Limit	17.5	nA
Min Limit	-17.5	nA

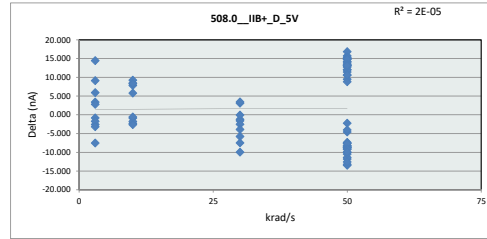
krad/s	3	10	30	50
LL	-17.500	-17.500	-17.500	-17.500
Min	-11.900	-7.398	2.366	-13.728
Average	0.027	-0.776	6.432	0.913
Max	10.195	5.012	11.570	16.923
UL	17.500	17.500	17.500	17.500



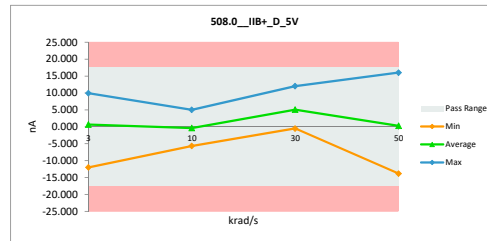
TID LDR/RLAT Report
5962L1620901V9A

508.0_IIB+_D_5V			
Test Site	Junkins Lab	Junkins Lab	
Tester	ETS3	ETS3	
Test Number	EF799100	EF799100	
Unit	nA	nA	
Max Limit	17.5	17.5	
Min Limit	-17.5	-17.5	

krad/s	Serial #	PreRad	PostRad	Delta
3	48_Bias	2.939	5.547	-2.608
3	49_Bias	2.002	2.872	-0.870
3	50_Bias	2.686	4.416	-1.730
3	51_Bias	2.382	9.937	-7.555
3	52_Bias	2.917	6.099	-3.182
3	53_Unbias	2.907	-0.484	3.391
3	54_Unbias	3.104	0.327	2.777
3	55_Unbias	1.917	-7.164	9.081
3	56_Unbias	2.426	-12.017	14.443
3	57_Unbias	3.215	-2.681	5.896
10	481_Bias	2.939	3.851	-0.912
10	491_Bias	2.002	4.325	-2.323
10	501_Bias	2.686	4.459	-1.773
10	511_Bias	2.382	5.012	-2.630
10	521_Bias	2.917	3.516	-0.599
10	531_Unbias	2.907	-4.922	7.829
10	541_Unbias	3.104	-5.339	8.443
10	551_Unbias	1.917	-3.863	5.780
10	561_Unbias	3.559	-5.651	9.210
10	571_Unbias	3.215	-5.045	8.260
30	58_Bias	2.811	4.060	-1.249
30	59_Bias	0.062	5.846	-5.784
30	60_Bias	3.386	0.326	3.060
30	61_Bias	2.925	4.541	-1.616
30	62_Bias	2.955	5.494	-2.539
30	63_Unbias	2.905	-0.490	3.395
30	64_Unbias	2.579	2.663	-0.084
30	65_Unbias	2.428	9.919	-7.491
30	66	2.386	6.328	-3.942
30	67_Unbias	2.024	12.024	-10.000
50	1_Bias	3.559	10.956	-7.397
50	2_Bias	1.684	10.060	-8.376
50	3_Bias	3.087	11.846	-8.759
50	4_Bias	1.724	6.326	-4.602
50	5_Bias	2.947	10.541	-7.594
50	6_Bias	3.263	11.494	-8.231
50	7_Bias	3.249	5.510	-2.261
50	10_Bias	2.420	11.239	-8.819
50	11_Bias	2.534	16.024	-13.490
50	12_Bias	3.036	11.403	-8.367
50	13_Bias	2.530	11.239	-8.709
50	14_Bias	2.654	11.776	-9.122
50	15_Bias	-0.562	3.505	-4.067
50	16_Bias	2.718	10.416	-7.698
50	17_Bias	2.692	15.919	-13.227
50	18_Bias	-0.562	11.239	-11.801
50	20_Bias	2.065	13.471	-11.406
50	21_Bias	2.569	11.776	-9.207
50	22_Bias	2.248	14.817	-12.569
50	23_Unbias	2.726	12.733	-10.007
50	24_Unbias	1.889	12.375	-10.486
50	25_Unbias	3.793	-9.740	13.533
50	26_Unbias	2.915	-12.189	15.104
50	27_Unbias	2.093	-9.896	11.989
50	28_Unbias	2.360	-11.662	14.022
50	29_Unbias	2.783	12.733	-9.950
50	30_Unbias	2.747	-10.273	13.020
50	31_Unbias	2.275	-11.933	14.208
50	32_Unbias	3.245	-8.169	11.414
50	33_Unbias	2.256	-9.740	11.996
50	34_Unbias	0.961	-8.494	9.455
50	35_Unbias	2.954	-11.933	14.887
50	36_Unbias	3.541	-12.179	15.720
50	37_Unbias	2.649	-12.179	14.828
50	38_Unbias	2.071	-8.494	10.565
50	39_Unbias	2.972	-13.832	16.804
50	40_Unbias	0.617	-8.169	8.786
50	41_Unbias	3.128	-12.179	15.307
50	42_Unbias	2.676	-12.179	14.855
50	43_Unbias	2.945	-9.770	12.715
50	44_Unbias	2.105	-8.494	10.599
50	45_Unbias	1.900	-11.397	13.297
50	46_Unbias	0.995	-12.179	13.174
50	47_Unbias	3.324	-9.770	13.094
50	Max	3.793	16.024	16.804
50	Average	2.491	0.898	1.593
50	Min	-0.562	-13.832	-13.490
50	Std Dev	0.838	9.424	9.522



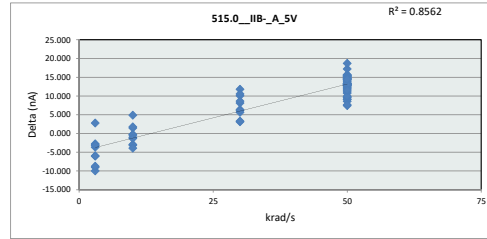
508.0_IIB+_D_5V				
Test Site	Junkins Lab	Junkins Lab		
Tester	ETS3	ETS3		
Test Number	EF799100	EF799100		
Max Limit	17.5	nA		
Min Limit	-17.5	nA		
krad/s	3	10	30	50
LL	-17.500	-17.500	-17.500	-17.500
Min	-12.017	-5.651	-0.490	-13.832
Average	0.685	-0.366	5.071	0.285
Max	9.937	5.012	12.024	16.024
UL	17.500	17.500	17.500	17.500



TID LDR/RLAT Report
5962L1620901V9A

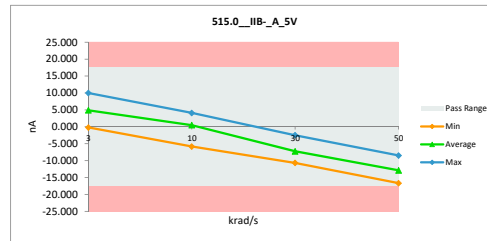
515.0_IIB-A_5V			
Test Site	Junkins Lab	Junkins Lab	
Tester	ETS3	ETS3	
Test Number	EF799100	EF799100	
Unit	nA	nA	
Max Limit	17.5	17.5	
Min Limit	-17.5	-17.5	

krad/s	Serial #	PreRad	PostRad	Delta
3	48_Bias	0.040	3.695	-3.655
3	49_Bias	0.709	3.465	-2.756
3	50_Bias	0.175	3.234	-3.059
3	51_Bias	-2.247	3.755	-6.002
3	52_Bias	-0.874	2.277	-3.151
3	53_Unbias	0.029	9.989	-9.960
3	54_Unbias	0.178	9.153	-8.975
3	55_Unbias	2.567	-0.227	2.794
3	56_Unbias	-0.309	5.701	-6.010
3	57_Unbias	-0.990	7.743	-8.733
10	481_Bias	0.040	0.303	-0.263
10	491_Bias	0.709	-0.750	1.459
10	501_Bias	0.175	1.181	-1.006
10	511_Bias	-2.247	0.878	-3.125
10	521_Bias	-0.874	-0.460	-0.414
10	531_Unbias	0.029	2.958	-2.929
10	541_Unbias	0.178	4.092	-3.914
10	551_Unbias	2.567	3.869	-1.302
10	561_Unbias	0.260	-1.503	1.763
10	571_Unbias	-0.990	-5.851	4.861
30	58_Bias	-0.116	-6.495	-6.379
30	59_Bias	1.093	-10.688	11.781
30	60_Bias	-0.692	-6.328	5.636
30	61_Bias	0.480	-9.620	10.100
30	62_Bias	-0.644	-8.750	8.106
30	63_Unbias	0.205	-8.405	8.610
30	64_Unbias	0.020	-10.512	10.532
30	65_Unbias	0.614	-2.504	3.118
30	66	0.242	-5.912	6.154
30	67_Unbias	0.079	-3.235	3.314
50	1_Bias	0.260	-15.104	15.364
50	2_Bias	0.069	-12.495	12.564
50	3_Bias	0.523	-16.688	17.211
50	4_Bias	0.697	-12.328	13.025
50	5_Bias	0.068	-15.620	15.688
50	6_Bias	-0.233	-14.750	14.517
50	7_Bias	0.172	-14.405	14.577
50	10_Bias	-0.073	-13.236	13.163
50	11_Bias	0.340	-9.235	9.575
50	12_Bias	-0.209	-13.077	12.868
50	13_Bias	1.426	-13.236	14.662
50	14_Bias	-0.155	-13.329	13.174
50	15_Bias	0.137	-14.276	14.413
50	16_Bias	0.085	-14.892	14.977
50	17_Bias	0.085	-8.504	8.589
50	18_Bias	0.137	-13.236	13.373
50	20_Bias	0.013	-9.099	9.112
50	21_Bias	0.093	-13.329	13.422
50	22_Bias	0.466	-11.631	12.097
50	23_Unbias	0.208	-12.995	13.203
50	24_Unbias	-0.120	-12.369	12.249
50	25_Unbias	-0.763	-12.587	11.824
50	26_Unbias	0.223	-13.863	14.086
50	27_Unbias	0.462	-10.294	10.756
50	28_Unbias	0.483	-14.853	15.336
50	29_Unbias	-0.130	-12.895	12.865
50	30_Unbias	0.316	-15.190	15.506
50	31_Unbias	0.175	-13.678	13.853
50	32_Unbias	-0.303	-11.418	11.115
50	33_Unbias	0.183	-12.587	12.770
50	34_Unbias	0.057	-9.069	9.126
50	35_Unbias	-0.214	-13.678	13.464
50	36_Unbias	4.021	-14.672	18.693
50	37_Unbias	0.947	-14.672	15.619
50	38_Unbias	-1.627	-9.069	7.442
50	39_Unbias	-0.293	-15.435	15.142
50	40_Unbias	-1.698	-11.418	9.720
50	41_Unbias	0.436	-14.672	15.108
50	42_Unbias	0.084	-14.672	14.756
50	43_Unbias	-1.454	-11.387	9.933
50	44_Unbias	-1.409	-9.069	7.660
50	45_Unbias	0.418	-12.584	13.002
50	46_Unbias	-0.180	-14.672	14.492
50	47_Unbias	0.159	-11.387	11.546
50	Max	4.021	9.939	18.693
50	Average	0.058	-7.928	7.986
50	Min	-2.247	-16.688	-9.960
50	Std Dev	0.927	7.277	7.437



515.0_IIB-A_5V			
Test Site	Junkins Lab		
Tester	ETS3		
Test Number	EF799100		
Max Limit	17.5	nA	
Min Limit	-17.5	nA	

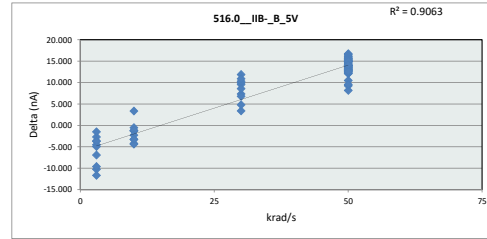
krad/s	3	10	30	50
LL	-17.500	-17.500	-17.500	-17.500
Min	-0.227	-5.851	-10.688	-16.688
Average	4.879	0.472	-7.245	-12.904
Max	9.989	4.092	-2.504	-8.504
UL	17.500	17.500	17.500	17.500



TID LDR/RLAT Report
5962L1620901V9A

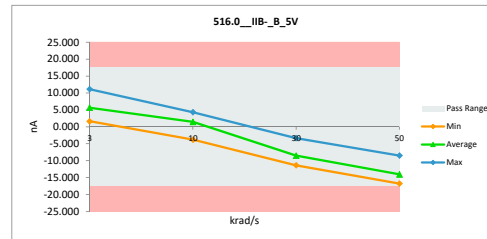
516.0_IIB_B_5V			
Test Site	Junkins Lab	Junkins Lab	
Tester	ETS3	ETS3	
Test Number	EF799100	EF799100	
Unit	nA	nA	
Max Limit	17.5	17.5	
Min Limit	-17.5	-17.5	

krad/s	Serial #	PreRad	PostRad	Delta
3	48_Bias	-0.565	3.067	-3.632
3	49_Bias	-0.220	2.473	-2.693
3	50_Bias	-0.345	4.181	-4.526
3	51_Bias	0.141	1.651	-1.510
3	52_Bias	-1.862	3.056	-4.918
3	53_Unbias	-0.065	10.149	-10.214
3	54_Unbias	-0.495	11.136	-11.631
3	55_Unbias	-0.045	9.556	-9.601
3	56_Unbias	0.113	7.035	-6.922
3	57_Unbias	0.355	4.043	-3.688
10	481_Bias	-0.565	0.618	-1.183
10	491_Bias	-0.220	1.078	-1.298
10	501_Bias	-0.345	0.167	-0.512
10	511_Bias	0.141	3.412	-3.271
10	521_Bias	-1.862	-0.722	-1.140
10	531_Unbias	-0.065	4.152	-4.217
10	541_Unbias	-0.495	1.800	-2.295
10	551_Unbias	-0.045	4.332	-4.377
10	561_Unbias	-0.418	-3.793	3.375
10	571_Unbias	0.355	-3.570	-3.215
30	58_Bias	-0.506	-7.856	-7.350
30	59_Bias	-0.429	-9.970	9.541
30	60_Bias	-0.910	-7.704	6.794
30	61_Bias	0.491	-11.372	11.863
30	62_Bias	-0.548	-10.462	9.914
30	63_Unbias	-0.243	-10.546	10.303
30	64_Unbias	0.084	-10.822	10.906
30	65_Unbias	0.081	-3.327	3.408
30	66	-0.176	-8.749	8.573
30	67_Unbias	0.355	-4.459	4.814
50	1_Bias	-0.418	-16.469	16.051
50	2_Bias	-0.086	-13.856	13.770
50	3_Bias	-0.251	-15.970	15.719
50	4_Bias	-0.188	-13.704	13.516
50	5_Bias	-0.776	-16.372	15.596
50	6_Bias	-2.426	-16.462	14.036
50	7_Bias	-0.007	-16.546	16.539
50	10_Bias	-0.221	-13.360	13.139
50	11_Bias	0.024	-10.459	10.483
50	12_Bias	-1.312	-15.436	14.124
50	13_Bias	0.042	-13.360	13.402
50	14_Bias	0.061	-12.754	12.815
50	15_Bias	-0.062	-16.778	16.716
50	16_Bias	-0.235	-16.434	16.199
50	17_Bias	-0.086	-9.327	9.241
50	18_Bias	-0.062	-13.360	13.298
50	20_Bias	-0.338	-8.521	8.183
50	21_Bias	-0.417	-12.754	12.337
50	22_Bias	0.764	-12.279	13.043
50	23_Unbias	-0.253	-15.098	14.845
50	24_Unbias	-1.094	-13.185	12.091
50	25_Unbias	0.775	-13.139	13.914
50	26_Unbias	-2.650	-16.426	13.776
50	27_Unbias	-0.180	-13.019	12.839
50	28_Unbias	-0.261	-14.759	14.498
50	29_Unbias	-0.242	-15.098	14.856
50	30_Unbias	-0.092	-14.143	14.051
50	31_Unbias	3.924	-10.899	14.823
50	32_Unbias	-0.408	-12.572	12.164
50	33_Unbias	-0.036	-13.139	13.103
50	34_Unbias	0.227	-13.292	13.519
50	35_Unbias	-1.349	-10.899	9.550
50	36_Unbias	-0.435	-15.454	15.019
50	37_Unbias	-0.234	-15.454	15.220
50	38_Unbias	-0.572	-13.292	12.720
50	39_Unbias	-0.423	-16.186	15.763
50	40_Unbias	-0.004	-12.572	12.568
50	41_Unbias	-0.395	-15.454	15.059
50	42_Unbias	-0.052	-15.454	15.402
50	43_Unbias	-1.110	-15.123	14.013
50	44_Unbias	-0.749	-13.292	12.543
50	45_Unbias	-0.736	-16.015	15.279
50	46_Unbias	-0.516	-15.454	14.938
50	47_Unbias	-0.993	-15.123	14.130
50	Max	3.924	11.136	16.716
50	Average	-0.299	-8.555	8.255
50	Min	-2.650	-16.778	-11.631
50	Std Dev	0.783	8.078	8.046



516.0_IIB_B_5V			
Test Site	Junkins Lab	Junkins Lab	
Tester	ETS3	ETS3	
Test Number	EF799100	EF799100	
Max Limit	17.5	nA	
Min Limit	-17.5	nA	

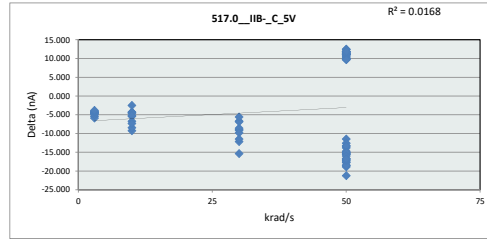
krad/s	3	10	30	50
LL	-17.500	-17.500	-17.500	-17.500
Min	1.651	-3.793	-11.372	-16.778
Average	5.635	1.461	-8.527	-14.062
Max	11.136	4.332	-3.327	-8.521
UL	17.500	17.500	17.500	17.500



TID LDR/RLAT Report
5962L1620901V9A

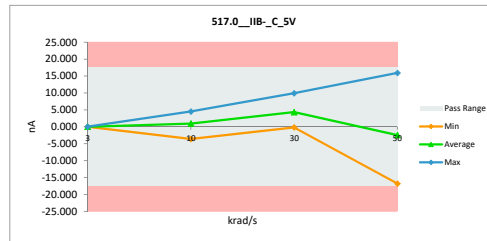
517.0_IIB-C_5V		
Test Site	Junkins Lab	Junkins Lab
Tester	ETS3	ETS3
Test Number	EF799100	EF799100
Unit	nA	nA
Max Limit	17.5	17.5
Min Limit	-17.5	-17.5

krad/s	Serial #	PreRad	PostRad	Delta
3	48_Bias	-5.421	-0.012	-5.409
3	49_Bias	-4.328	0.007	-4.335
3	50_Bias	-4.326	0.016	-4.342
3	51_Bias	-4.613	0.022	-4.635
3	52_Bias	-5.917	-0.017	-5.900
3	53_Unbias	-4.762	-0.014	-4.748
3	54_Unbias	-4.999	-0.013	-4.986
3	55_Unbias	-4.319	-0.004	-4.315
3	56_Unbias	-4.208	-0.008	-4.200
3	57_Unbias	-3.844	-0.009	-3.835
10	481_Bias	-5.421	-0.004	-5.417
10	491_Bias	-4.328	-0.008	-4.320
10	501_Bias	-4.326	-0.008	-4.318
10	511_Bias	-4.613	-0.008	-4.605
10	521_Bias	-5.917	-0.722	-5.195
10	531_Unbias	-4.762	4.521	-9.283
10	541_Unbias	-4.999	1.760	-6.759
10	551_Unbias	-4.319	4.152	-8.471
10	561_Unbias	-6.144	-3.615	-2.529
10	571_Unbias	-3.844	3.490	-7.334
30	58_Bias	-6.222	5.943	-12.165
30	59_Bias	-4.837	4.317	-9.154
30	60_Bias	-5.365	3.597	-8.962
30	61_Bias	-5.374	1.331	-6.705
30	62_Bias	-6.067	2.523	-8.590
30	63_Unbias	-5.084	1.803	-6.887
30	64_Unbias	-5.791	-0.188	-5.603
30	65_Unbias	-5.446	9.917	-15.363
30	66	-4.090	5.710	-9.800
30	67_Unbias	-3.173	8.331	-11.504
50	1_Bias	-6.144	9.375	-15.519
50	2_Bias	-5.654	11.943	-17.597
50	3_Bias	-4.993	10.317	-15.310
50	4_Bias	-4.216	9.597	-13.813
50	5_Bias	-5.951	7.331	-13.282
50	6_Bias	-6.616	8.523	-15.139
50	7_Bias	-3.688	7.803	-11.491
50	10_Bias	-5.139	11.550	-16.689
50	11_Bias	-4.105	14.331	-18.436
50	12_Bias	-4.870	9.838	-14.708
50	13_Bias	-6.197	11.550	-17.747
50	14_Bias	-3.935	11.643	-15.578
50	15_Bias	-3.514	9.081	-12.595
50	16_Bias	-4.663	8.711	-13.374
50	17_Bias	-5.321	15.917	-21.238
50	18_Bias	-3.514	11.550	-15.064
50	20_Bias	-6.231	12.693	-18.924
50	21_Bias	-4.369	11.643	-16.012
50	22_Bias	-3.108	15.469	-18.577
50	23_Unbias	-5.419	11.596	-17.015
50	24_Unbias	-5.569	11.589	-17.158
50	25_Unbias	-5.063	-16.235	11.172
50	26_Unbias	-6.049	-16.115	10.066
50	27_Unbias	-5.024	-15.584	10.560
50	28_Unbias	-5.220	-16.294	11.074
50	29_Unbias	-5.171	11.596	-16.767
50	30_Unbias	-4.255	-16.073	11.818
50	31_Unbias	-3.819	-16.298	12.479
50	32_Unbias	-4.340	-15.748	11.408
50	33_Unbias	-5.258	-16.235	10.977
50	34_Unbias	-4.188	-14.337	10.149
50	35_Unbias	-6.405	-16.298	9.893
50	36_Unbias	-4.444	-16.802	12.358
50	37_Unbias	-4.941	-16.802	11.861
50	38_Unbias	-4.642	-14.337	9.695
50	39_Unbias	-4.558	-15.677	11.119
50	40_Unbias	-4.811	-15.748	10.937
50	41_Unbias	-5.623	-16.802	11.179
50	42_Unbias	-5.094	-16.802	11.708
50	43_Unbias	-4.220	-15.738	11.518
50	44_Unbias	-2.461	-14.337	11.876
50	45_Unbias	-5.002	-16.335	11.333
50	46_Unbias	-4.980	-16.802	11.822
50	47_Unbias	-5.999	-15.738	9.739
Max		-2.461	15.917	12.479
Average		-4.857	-0.739	-4.148
Min		-6.616	-16.802	-21.238
Std Dev		0.858	10.934	10.969



517.0_IIB-C_5V		
Test Site	Junkins Lab	Junkins Lab
Tester	ETS3	ETS3
Test Number	EF799100	EF799100
Max Limit	17.5	nA
Min Limit	-17.5	nA

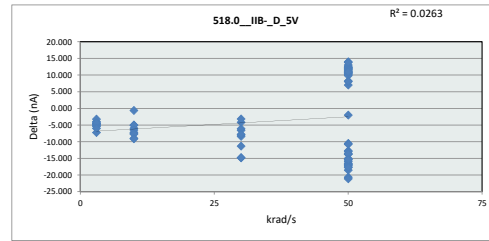
krad/s	3	10	30	50
LL	-17.500	-17.500	-17.500	-17.500
Min	-0.017	-3.615	-0.188	-16.802
Average	-0.003	0.956	4.328	-2.443
Max	0.022	4.521	9.917	15.917
UL	17.500	17.500	17.500	17.500



TID LDR/RLAT Report
5962L1620901V9A

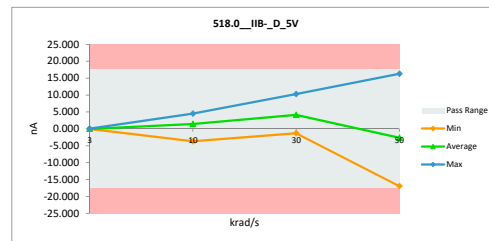
518.0_IIB_D_5V		
Test Site	Junkins Lab	Junkins Lab
Tester	ETS3	ETS3
Test Number	EF799100	EF799100
Unit	nA	nA
Max Limit	17.5	17.5
Min Limit	-17.5	-17.5

krad/s	Serial #	PreRad	PostRad	Delta
3	48_Bias	-5.233	-0.023	-5.210
3	49_Bias	-3.956	0.003	-3.959
3	50_Bias	-4.859	-0.005	-4.854
3	51_Bias	-4.436	0.074	-4.510
3	52_Bias	-7.289	-0.015	-7.274
3	53_Unbias	-4.675	-0.014	-4.661
3	54_Unbias	-5.442	-0.015	-5.427
3	55_Unbias	-3.235	-0.008	-3.227
3	56_Unbias	-4.347	-0.008	-4.339
3	57_Unbias	-6.019	-0.010	-6.009
10	481_Bias	-5.233	0.728	-5.961
10	491_Bias	-3.956	1.020	-4.976
10	501_Bias	-4.859	0.162	-5.021
10	511_Bias	-4.436	3.112	-7.548
10	521_Bias	-7.289	-0.829	-6.460
10	531_Unbias	-4.675	4.315	-8.990
10	541_Unbias	-5.442	1.760	-7.202
10	551_Unbias	-3.235	4.512	-7.747
10	561_Unbias	-4.297	-3.680	-0.617
10	571_Unbias	-6.019	3.110	-9.129
30	58_Bias	-4.806	3.591	-8.397
30	59_Bias	-1.551	5.049	-6.600
30	60_Bias	-6.036	5.278	-11.314
30	61_Bias	-4.159	1.951	-6.110
30	62_Bias	-4.678	3.283	-7.961
30	63_Unbias	-5.487	-1.312	-4.175
30	64_Unbias	-3.848	-0.659	-3.189
30	65_Unbias	-4.825	9.993	-14.818
30	66	-4.039	3.746	-7.785
30	67_Unbias	-4.481	10.308	-14.789
50	1_Bias	-4.297	8.428	-12.725
50	2_Bias	-4.131	9.591	-13.722
50	3_Bias	-5.784	11.049	-16.833
50	4_Bias	-5.385	11.278	-16.663
50	5_Bias	-4.990	7.951	-12.941
50	6_Bias	-5.731	9.283	-15.014
50	7_Bias	-5.813	4.688	-10.501
50	10_Bias	-4.377	9.317	-13.694
50	11_Bias	-4.336	16.308	-20.644
50	12_Bias	-4.570	10.740	-15.310
50	13_Bias	-4.314	9.317	-13.631
50	14_Bias	-5.545	12.058	-17.603
50	15_Bias	-1.417	0.596	-2.013
50	16_Bias	-5.548	10.333	-15.881
50	17_Bias	-5.136	15.993	-21.129
50	18_Bias	-1.417	9.317	-10.734
50	20_Bias	-4.203	12.253	-16.456
50	21_Bias	-4.945	12.058	-17.003
50	22_Bias	-3.955	14.600	-18.555
50	23_Unbias	-5.086	12.166	-17.252
50	24_Unbias	-3.628	11.780	-15.408
50	25_Unbias	-6.271	-16.548	10.277
50	26_Unbias	-4.608	-16.352	11.744
50	27_Unbias	-3.941	-16.943	13.002
50	28_Unbias	-4.061	-16.267	12.206
50	29_Unbias	-5.543	12.166	-17.709
50	30_Unbias	-4.321	-16.845	12.524
50	31_Unbias	-4.294	-16.212	11.918
50	32_Unbias	-5.344	-12.368	7.024
50	33_Unbias	-4.325	-16.548	12.223
50	34_Unbias	-3.000	-13.577	10.577
50	35_Unbias	-5.296	-16.212	10.916
50	36_Unbias	-6.348	-16.726	10.378
50	37_Unbias	-4.611	-16.726	12.115
50	38_Unbias	-3.721	-13.577	9.856
50	39_Unbias	-4.465	-15.275	10.810
50	40_Unbias	-4.145	-12.368	8.223
50	41_Unbias	-5.699	-16.726	11.027
50	42_Unbias	-5.136	-16.726	11.590
50	43_Unbias	-5.018	-16.444	11.426
50	44_Unbias	-5.526	-13.577	8.051
50	45_Unbias	-2.994	-16.943	13.949
50	46_Unbias	-2.890	-16.726	13.836
50	47_Unbias	-5.497	-16.444	10.947
50	Max	-1.417	-16.308	13.949
50	Average	-4.655	-0.803	-3.852
50	Min	-7.289	-16.943	-21.129
50	Std Dev	1.107	10.794	10.854



518.0_IIB_D_5V		
Test Site	Junkins Lab	Junkins Lab
Tester	ETS3	ETS3
Test Number	EF799100	EF799100
Max Limit	17.5	nA
Min Limit	-17.5	nA

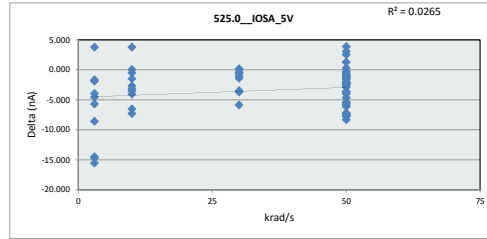
krad/s	3	10	30	50
LL	-17.500	-17.500	-17.500	-17.500
Min	-0.023	-3.680	-1.312	-16.943
Average	-0.002	1.421	4.123	-2.610
Max	0.074	4.512	10.308	16.308
UL	17.500	17.500	17.500	17.500



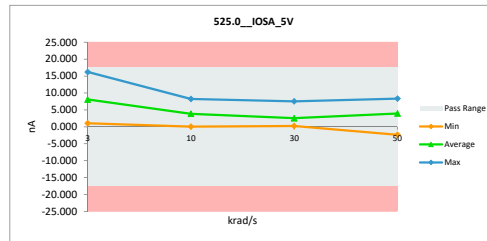
TID LDR/RLAT Report
5962L1620901V9A

525.0_IOSA_5V		
Test Site	Junkins Lab	Junkins Lab
Tester	ETS3	ETS3
Test Number	EF799100	EF799100
Unit	nA	nA
Max Limit	17.5	17.5
Min Limit	-17.5	-17.5

krad/s	Serial #	PreRad	PostRad	Delta
3	48_Bias	0.029	5.736	-5.707
3	49_Bias	1.031	4.981	-3.950
3	50_Bias	0.118	4.688	-4.570
3	51_Bias	3.642	5.548	-1.906
3	52_Bias	1.391	3.066	-1.675
3	53_Unbias	0.072	15.636	-15.564
3	54_Unbias	0.083	14.777	-14.694
3	55_Unbias	4.806	1.064	3.742
3	56_Unbias	0.482	9.076	-8.594
3	57_Unbias	1.705	16.224	-14.519
10	481_Bias	0.029	3.558	-3.529
10	491_Bias	1.031	5.086	-4.055
10	501_Bias	0.118	3.276	-3.158
10	511_Bias	3.642	4.166	-0.524
10	521_Bias	1.391	4.054	-2.663
10	531_Unbias	0.072	1.571	-1.499
10	541_Unbias	0.083	0.065	0.018
10	551_Unbias	4.806	1.046	3.760
10	561_Unbias	0.077	7.393	-7.316
10	571_Unbias	1.705	8.247	-6.542
30	58_Bias	0.091	1.498	-1.407
30	59_Bias	1.678	7.548	-5.870
30	60_Bias	1.231	1.780	-0.549
30	61_Bias	0.721	1.307	-0.586
30	62_Bias	1.250	1.085	0.165
30	63_Unbias	0.409	4.110	-3.701
30	64_Unbias	1.238	4.728	-3.490
30	65_Unbias	1.485	2.508	-1.023
30	66	0.224	0.660	-0.436
30	67_Unbias	0.298	0.250	0.048
50	1_Bias	0.077	1.719	-1.642
50	2_Bias	0.233	1.498	-1.265
50	3_Bias	0.053	7.548	-7.495
50	4_Bias	1.067	1.780	-0.713
50	5_Bias	0.050	1.307	-1.257
50	6_Bias	0.142	1.085	-0.943
50	7_Bias	0.097	4.110	-4.013
50	10_Bias	0.020	8.341	-8.321
50	11_Bias	0.542	0.250	0.292
50	12_Bias	0.309	1.766	-1.457
50	13_Bias	2.912	8.341	-5.429
50	14_Bias	0.022	2.130	-2.108
50	15_Bias	0.584	1.877	-1.293
50	16_Bias	0.194	1.310	-1.116
50	17_Bias	0.157	2.508	-2.351
50	18_Bias	0.584	8.341	-7.757
50	20_Bias	0.002	2.910	-2.908
50	21_Bias	0.081	2.130	-2.049
50	22_Bias	0.158	5.666	-5.508
50	23_Unbias	0.329	2.596	-2.267
50	24_Unbias	0.382	0.684	-0.302
50	25_Unbias	1.081	3.794	-2.713
50	26_Unbias	0.017	5.856	-5.839
50	27_Unbias	0.682	-0.591	1.273
50	28_Unbias	0.730	7.967	-7.237
50	29_Unbias	0.301	2.596	-2.295
50	30_Unbias	0.335	7.973	-7.638
50	31_Unbias	0.250	5.890	-5.640
50	32_Unbias	0.428	5.110	-4.682
50	33_Unbias	0.145	3.794	-3.649
50	34_Unbias	0.151	-2.359	2.510
50	35_Unbias	0.449	5.890	-5.441
50	36_Unbias	7.033	7.596	-0.563
50	37_Unbias	1.457	7.596	-6.139
50	38_Unbias	0.676	-2.359	3.035
50	39_Unbias	0.325	7.579	-7.254
50	40_Unbias	2.739	5.110	-2.371
50	41_Unbias	0.277	7.596	-7.319
50	42_Unbias	0.035	7.596	-7.561
50	43_Unbias	2.440	4.773	-2.333
50	44_Unbias	1.513	-2.359	3.872
50	45_Unbias	0.721	4.372	-3.651
50	46_Unbias	0.113	7.596	-7.483
50	47_Unbias	0.830	4.773	-3.943
50	Max	7.033	15.224	-8.191
50	Average	0.887	4.303	-3.416
50	Min	0.002	-2.359	-15.564
50	Std Dev	1.283	3.685	3.842



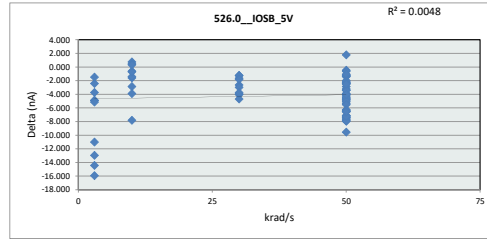
525.0_IOSA_5V				
Test Site	Junkins Lab			
Tester	ETS3			
Test Number	EF799100			
Max Limit	17.5	nA		
Min Limit	-17.5	nA		
krad/s	3	10	30	50
LL	-17.500	-17.500	-17.500	-17.500
Min	1.064	0.065	0.250	-2.359
Average	8.080	3.846	2.547	3.947
Max	16.224	8.247	7.548	8.341
UL	17.500	17.500	17.500	17.500



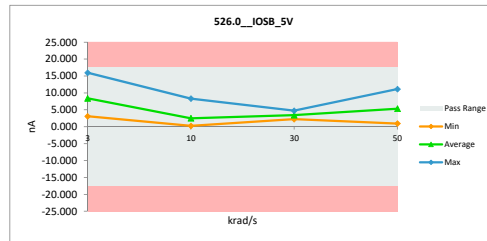
TID LDR/RLAT Report
5962L1620901V9A

526.0_IOSB_5V			
Test Site	Junkins Lab		Junkins Lab
Tester	ETS3		ETS3
Test Number	EF799100		EF799100
Unit	nA		nA
Max Limit	17.5		17.5
Min Limit	-17.5		-17.5

krad/s	Serial #	PreRad	PostRad	Delta
3	48_Bias	0.622	5.522	-4.900
3	49_Bias	0.217	3.962	-3.745
3	50_Bias	0.714	5.601	-4.887
3	51_Bias	0.703	3.117	-2.414
3	52_Bias	3.317	4.792	-1.475
3	53_Unbias	0.008	15.955	-15.947
3	54_Unbias	0.699	15.139	-14.440
3	55_Unbias	0.071	13.037	-12.966
3	56_Unbias	0.074	11.089	-11.015
3	57_Unbias	0.823	5.959	-5.136
10	481_Bias	0.622	2.230	-1.608
10	491_Bias	0.217	3.083	-2.866
10	501_Bias	0.714	4.610	-3.896
10	511_Bias	0.703	2.120	-1.417
10	521_Bias	3.317	2.569	0.748
10	531_Unbias	0.008	0.622	-0.614
10	541_Unbias	0.699	0.245	0.454
10	551_Unbias	0.071	0.783	-0.712
10	561_Unbias	0.508	8.324	-7.816
10	571_Unbias	0.823	0.507	0.316
30	58_Bias	0.749	2.397	-1.648
30	59_Bias	0.619	4.662	-4.043
30	60_Bias	1.314	3.943	-2.629
30	61_Bias	1.286	2.524	-1.238
30	62_Bias	0.985	2.246	-1.261
30	63_Unbias	0.070	4.768	-4.698
30	64_Unbias	0.170	4.111	-3.941
30	65_Unbias	0.089	3.066	-2.977
30	66	0.132	3.893	-3.761
30	67_Unbias	0.863	2.666	-1.803
50	1_Bias	0.508	5.118	-4.610
50	2_Bias	0.202	2.397	-2.195
50	3_Bias	0.420	4.662	-4.242
50	4_Bias	0.057	3.943	-3.886
50	5_Bias	1.338	2.524	-1.186
50	6_Bias	4.035	2.246	1.789
50	7_Bias	0.015	4.768	-4.753
50	10_Bias	0.625	2.043	-1.418
50	11_Bias	0.240	2.666	-2.426
50	12_Bias	2.031	3.293	-1.262
50	13_Bias	0.708	2.043	-1.335
50	14_Bias	0.468	0.947	-0.479
50	15_Bias	0.052	6.326	-6.274
50	16_Bias	0.425	5.260	-4.835
50	17_Bias	0.196	3.066	-2.870
50	18_Bias	0.052	2.043	-1.991
50	20_Bias	0.326	2.660	-2.334
50	21_Bias	0.327	0.947	-0.620
50	22_Bias	0.808	5.289	-4.481
50	23_Unbias	0.447	3.658	-3.211
50	24_Unbias	1.722	5.125	-3.403
50	25_Unbias	1.756	7.069	-5.313
50	26_Unbias	4.156	8.174	-4.018
50	27_Unbias	0.252	7.628	-7.376
50	28_Unbias	0.307	5.328	-5.021
50	29_Unbias	0.245	3.658	-3.413
50	30_Unbias	0.289	6.664	-6.475
50	31_Unbias	7.094	11.131	-4.037
50	32_Unbias	0.503	7.650	-7.147
50	33_Unbias	0.560	7.069	-6.509
50	34_Unbias	0.538	2.880	-2.342
50	35_Unbias	1.579	11.131	-9.552
50	36_Unbias	0.452	8.207	-7.755
50	37_Unbias	0.314	8.207	-7.893
50	38_Unbias	0.363	2.880	-2.517
50	39_Unbias	0.789	7.898	-7.109
50	40_Unbias	0.046	7.650	-7.604
50	41_Unbias	0.782	8.207	-7.425
50	42_Unbias	0.243	8.207	-7.964
50	43_Unbias	2.383	7.909	-5.526
50	44_Unbias	1.820	2.880	-1.060
50	45_Unbias	1.188	7.525	-6.337
50	46_Unbias	0.972	8.207	-7.235
50	47_Unbias	1.336	7.509	-6.573
Max		7.094	15.955	1.789
Average		0.867	5.118	-4.251
Min		0.008	0.245	-15.947
Std Dev		1.142	3.306	3.358



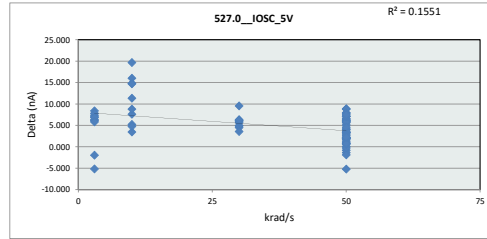
526.0_IOSB_5V				
Test Site	Junkins Lab			
Tester	ETS3			
Test Number	EF799100			
Max Limit	17.5	nA		
Min Limit	-17.5	nA		
krad/s	3	10	30	50
LL	-17.500	-17.500	-17.500	-17.500
Min	3.117	0.245	2.246	0.947
Average	8.417	2.509	3.428	5.345
Max	15.955	8.324	4.768	11.131
UL	17.500	17.500	17.500	17.500



TID LDR/RLAT Report
5962L1620901V9A

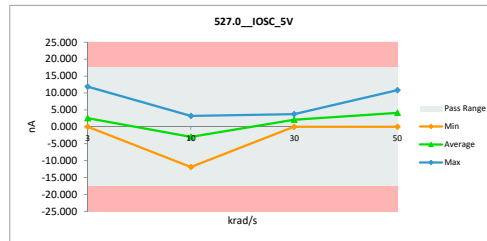
527.0_IOSC_5V		
Test Site	Junkins Lab	Junkins Lab
Tester	ETS3	ETS3
Test Number	EF799100	EF799100
Unit	nA	nA
Max Limit	17.5	17.5
Min Limit	-17.5	-17.5

krad/s	Serial #	PreRad	PostRad	Delta
3	48_Bias	8.977	0.564	8.413
3	49_Bias	6.712	0.584	6.128
3	50_Bias	7.252	0.919	6.333
3	51_Bias	7.475	0.446	7.029
3	52_Bias	8.269	10.211	-1.942
3	53_Unbias	7.769	0.378	7.391
3	54_Unbias	8.026	0.198	7.828
3	55_Unbias	6.847	0.035	6.812
3	56_Unbias	6.744	11.892	-5.148
3	57_Unbias	6.192	0.382	5.810
10	481_Bias	8.977	1.380	7.597
10	491_Bias	6.712	3.250	3.462
10	501_Bias	7.252	2.018	5.234
10	511_Bias	7.475	2.687	4.788
10	521_Bias	8.269	-0.539	8.808
10	531_Unbias	7.769	-11.919	19.688
10	541_Unbias	8.026	-6.794	14.820
10	551_Unbias	6.847	-9.179	16.026
10	561_Unbias	9.192	-2.168	11.360
10	571_Unbias	6.192	-8.508	14.700
30	58_Bias	9.572	0.021	9.551
30	59_Bias	6.464	1.958	4.506
30	60_Bias	8.529	2.319	6.210
30	61_Bias	8.647	3.745	4.902
30	62_Bias	9.676	3.652	6.024
30	63_Unbias	8.065	3.088	4.977
30	64_Unbias	8.230	2.555	5.675
30	65_Unbias	7.728	1.653	6.075
30	66	6.754	0.418	6.336
30	67_Unbias	5.196	1.626	3.570
50	1_Bias	9.192	2.718	6.474
50	2_Bias	8.891	0.021	8.870
50	3_Bias	7.806	1.958	5.848
50	4_Bias	6.496	2.319	4.177
50	5_Bias	9.364	3.745	5.619
50	6_Bias	10.272	3.652	6.620
50	7_Bias	6.485	3.088	3.397
50	10_Bias	7.867	1.646	6.221
50	11_Bias	6.739	1.626	5.113
50	12_Bias	7.497	1.439	6.058
50	13_Bias	9.590	1.646	7.944
50	14_Bias	6.292	0.153	6.139
50	15_Bias	5.665	10.842	-5.177
50	16_Bias	7.645	1.806	5.839
50	17_Bias	8.751	1.653	7.098
50	18_Bias	5.665	1.646	4.019
50	20_Bias	9.780	0.987	8.793
50	21_Bias	7.307	0.153	7.154
50	22_Bias	4.442	1.177	3.265
50	23_Unbias	8.466	0.578	7.888
50	24_Unbias	8.937	1.812	7.125
50	25_Unbias	8.020	5.993	2.027
50	26_Unbias	9.569	6.264	3.305
50	27_Unbias	7.815	4.174	3.641
50	28_Unbias	8.321	7.410	0.911
50	29_Unbias	8.093	0.578	7.515
50	30_Unbias	7.170	7.943	-0.773
50	31_Unbias	6.124	7.483	-1.359
50	32_Unbias	6.944	6.849	0.095
50	33_Unbias	8.186	5.993	2.193
50	34_Unbias	6.151	5.262	0.889
50	35_Unbias	9.230	7.483	1.747
50	36_Unbias	7.184	5.840	1.344
50	37_Unbias	7.898	5.840	2.058
50	38_Unbias	7.272	5.262	2.010
50	39_Unbias	7.569	7.846	-0.277
50	40_Unbias	7.480	6.849	0.631
50	41_Unbias	8.816	5.840	2.976
50	42_Unbias	7.873	5.840	2.033
50	43_Unbias	7.207	4.608	2.599
50	44_Unbias	3.389	5.262	-1.873
50	45_Unbias	8.358	7.607	0.751
50	46_Unbias	8.064	5.840	2.224
50	47_Unbias	9.198	4.608	4.590
50	Max	10.272	11.892	-19.688
50	Average	7.688	2.679	5.010
50	Min	3.389	-11.919	-5.177
50	Std Dev	1.276	4.076	4.267



527.0_IOSC_5V		
Test Site	Junkins Lab	Junkins Lab
Tester	ETS3	ETS3
Test Number	EF799100	EF799100
Max Limit	17.5	nA
Min Limit	-17.5	nA

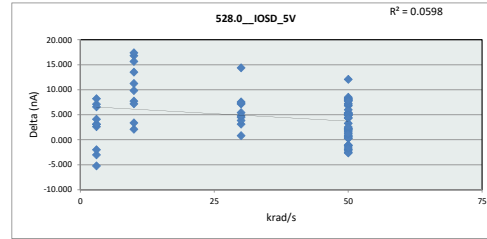
krad/s	3	10	30	50
LL	-17.500	-17.500	-17.500	-17.500
Min	0.035	-11.919	0.021	0.021
Average	2.561	-2.977	2.104	4.121
Max	11.892	3.250	3.745	10.842
UL	17.500	17.500	17.500	17.500



TID LDR/RLAT Report
5962L1620901V9A

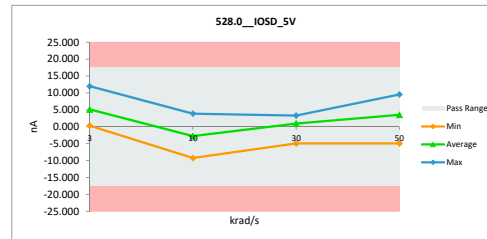
528.0_IOSD_5V		
Test Site	Junkins Lab	Junkins Lab
Tester	ETS3	ETS3
Test Number	EF799100	EF799100
Unit	nA	nA
Max Limit	17.5	17.5
Min Limit	-17.5	-17.5

krad/s	Serial #	PreRad	PostRad	Delta
3	48_Bias	8.172	5.570	2.602
3	49_Bias	5.958	2.869	3.089
3	50_Bias	7.545	4.421	3.124
3	51_Bias	6.818	9.863	-3.045
3	52_Bias	10.206	6.114	4.092
3	53_Unbias	7.582	0.470	7.112
3	54_Unbias	8.546	0.343	8.203
3	55_Unbias	5.152	7.156	-2.004
3	56_Unbias	6.773	12.009	-5.236
3	57_Unbias	9.235	2.671	6.564
10	481_Bias	8.172	0.446	7.726
10	491_Bias	5.958	3.883	2.075
10	501_Bias	7.545	0.363	7.182
10	511_Bias	6.818	3.464	3.354
10	521_Bias	10.206	-1.039	11.245
10	531_Unbias	7.582	-9.237	16.819
10	541_Unbias	8.546	-7.099	15.645
10	551_Unbias	5.152	-8.375	13.527
10	561_Unbias	7.856	-1.971	9.827
10	571_Unbias	9.235	-8.155	17.390
30	58_Bias	7.616	0.469	7.147
30	59_Bias	1.613	0.796	0.817
30	60_Bias	9.421	-4.952	14.373
30	61_Bias	7.085	2.591	4.494
30	62_Bias	7.633	2.211	5.422
30	63_Unbias	8.393	0.823	7.570
30	64_Unbias	6.427	3.322	3.105
30	65_Unbias	7.253	-0.073	7.326
30	66	6.425	2.582	3.843
30	67_Unbias	6.506	1.716	4.790
50	1_Bias	7.856	2.529	5.327
50	2_Bias	5.815	0.469	5.346
50	3_Bias	8.870	0.796	8.074
50	4_Bias	7.109	-4.952	12.061
50	5_Bias	7.937	2.591	5.346
50	6_Bias	8.994	2.211	6.783
50	7_Bias	9.061	0.823	8.238
50	10_Bias	6.797	1.922	4.875
50	11_Bias	6.870	1.716	5.154
50	12_Bias	7.606	0.663	6.943
50	13_Bias	6.844	1.922	4.922
50	14_Bias	8.199	-0.282	8.481
50	15_Bias	0.855	2.908	-2.053
50	16_Bias	8.266	0.082	8.184
50	17_Bias	7.828	-0.073	7.901
50	18_Bias	0.855	1.922	-1.067
50	20_Bias	6.268	1.218	5.050
50	21_Bias	7.514	-0.282	7.796
50	22_Bias	6.203	0.217	5.986
50	23_Unbias	7.812	0.567	7.245
50	24_Unbias	5.517	0.596	4.921
50	25_Unbias	10.064	7.808	2.256
50	26_Unbias	7.523	6.162	1.361
50	27_Unbias	6.035	8.047	-2.012
50	28_Unbias	6.421	5.605	0.816
50	29_Unbias	8.326	0.567	7.759
50	30_Unbias	7.069	9.572	-2.503
50	31_Unbias	6.569	6.279	0.290
50	32_Unbias	8.589	4.199	4.390
50	33_Unbias	6.581	7.808	-1.227
50	34_Unbias	3.961	5.082	-1.121
50	35_Unbias	8.250	6.279	1.971
50	36_Unbias	9.888	5.547	4.341
50	37_Unbias	7.259	5.547	1.712
50	38_Unbias	5.792	5.082	0.710
50	39_Unbias	7.437	5.443	1.994
50	40_Unbias	4.763	4.199	0.564
50	41_Unbias	8.827	5.547	3.280
50	42_Unbias	7.811	5.547	2.264
50	43_Unbias	7.962	7.675	0.287
50	44_Unbias	7.631	5.082	2.549
50	45_Unbias	4.894	7.546	-2.652
50	46_Unbias	3.885	5.547	-1.662
50	47_Unbias	8.822	7.675	1.147
Max		10.206	12.009	17.390
Average		7.147	2.549	4.597
Min		0.855	-9.237	-5.236
Std Dev		1.847	4.131	4.699



528.0_IOSD_5V		
Test Site	Junkins Lab	Junkins Lab
Tester	ETS3	ETS3
Test Number	EF799100	EF799100
Max Limit	17.5	nA
Min Limit	-17.5	nA

krad/s	3	10	30	50
LL	-17.500	-17.500	-17.500	-17.500
Min	0.343	-9.237	-4.952	-4.952
Average	5.149	-2.772	0.949	3.532
Max	12.009	3.883	3.322	9.572
UL	17.500	17.500	17.500	17.500



IMPORTANT NOTICE FOR TI DESIGN INFORMATION AND RESOURCES

Texas Instruments Incorporated ("TI") technical, application or other design advice, services or information, including, but not limited to, reference designs and materials relating to evaluation modules, (collectively, "TI Resources") are intended to assist designers who are developing applications that incorporate TI products; by downloading, accessing or using any particular TI Resource in any way, you (individually or, if you are acting on behalf of a company, your company) agree to use it solely for this purpose and subject to the terms of this Notice.

TI's provision of TI Resources does not expand or otherwise alter TI's applicable published warranties or warranty disclaimers for TI products, and no additional obligations or liabilities arise from TI providing such TI Resources. TI reserves the right to make corrections, enhancements, improvements and other changes to its TI Resources.

You understand and agree that you remain responsible for using your independent analysis, evaluation and judgment in designing your applications and that you have full and exclusive responsibility to assure the safety of your applications and compliance of your applications (and of all TI products used in or for your applications) with all applicable regulations, laws and other applicable requirements. You represent that, with respect to your applications, you have all the necessary expertise to create and implement safeguards that (1) anticipate dangerous consequences of failures, (2) monitor failures and their consequences, and (3) lessen the likelihood of failures that might cause harm and take appropriate actions. You agree that prior to using or distributing any applications that include TI products, you will thoroughly test such applications and the functionality of such TI products as used in such applications. TI has not conducted any testing other than that specifically described in the published documentation for a particular TI Resource.

You are authorized to use, copy and modify any individual TI Resource only in connection with the development of applications that include the TI product(s) identified in such TI Resource. NO OTHER LICENSE, EXPRESS OR IMPLIED, BY ESTOPPEL OR OTHERWISE TO ANY OTHER TI INTELLECTUAL PROPERTY RIGHT, AND NO LICENSE TO ANY TECHNOLOGY OR INTELLECTUAL PROPERTY RIGHT OF TI OR ANY THIRD PARTY IS GRANTED HEREIN, including but not limited to any patent right, copyright, mask work right, or other intellectual property right relating to any combination, machine, or process in which TI products or services are used. Information regarding or referencing third-party products or services does not constitute a license to use such products or services, or a warranty or endorsement thereof. Use of TI Resources may require a license from a third party under the patents or other intellectual property of the third party, or a license from TI under the patents or other intellectual property of TI.

TI RESOURCES ARE PROVIDED "AS IS" AND WITH ALL FAULTS. TI DISCLAIMS ALL OTHER WARRANTIES OR REPRESENTATIONS, EXPRESS OR IMPLIED, REGARDING TI RESOURCES OR USE THEREOF, INCLUDING BUT NOT LIMITED TO ACCURACY OR COMPLETENESS, TITLE, ANY EPIDEMIC FAILURE WARRANTY AND ANY IMPLIED WARRANTIES OF MERCHANTABILITY, FITNESS FOR A PARTICULAR PURPOSE, AND NON-INFRINGEMENT OF ANY THIRD PARTY INTELLECTUAL PROPERTY RIGHTS.

TI SHALL NOT BE LIABLE FOR AND SHALL NOT DEFEND OR INDEMNIFY YOU AGAINST ANY CLAIM, INCLUDING BUT NOT LIMITED TO ANY INFRINGEMENT CLAIM THAT RELATES TO OR IS BASED ON ANY COMBINATION OF PRODUCTS EVEN IF DESCRIBED IN TI RESOURCES OR OTHERWISE. IN NO EVENT SHALL TI BE LIABLE FOR ANY ACTUAL, DIRECT, SPECIAL, COLLATERAL, INDIRECT, PUNITIVE, INCIDENTAL, CONSEQUENTIAL OR EXEMPLARY DAMAGES IN CONNECTION WITH OR ARISING OUT OF TI RESOURCES OR USE THEREOF, AND REGARDLESS OF WHETHER TI HAS BEEN ADVISED OF THE POSSIBILITY OF SUCH DAMAGES.

You agree to fully indemnify TI and its representatives against any damages, costs, losses, and/or liabilities arising out of your non-compliance with the terms and provisions of this Notice.

This Notice applies to TI Resources. Additional terms apply to the use and purchase of certain types of materials, TI products and services. These include; without limitation, TI's standard terms for semiconductor products (<http://www.ti.com/sc/docs/stdterms.htm>), [evaluation modules](#), and [samples](http://www.ti.com/sc/docs/sampterm.htm) (<http://www.ti.com/sc/docs/sampterm.htm>).

Mailing Address: Texas Instruments, Post Office Box 655303, Dallas, Texas 75265
Copyright © 2018, Texas Instruments Incorporated