

HSEC-180 Adapter Board

TABLE OF CONTENT

PAGE	CONTENTS
1	TABLE OF CONTENTS
2	REVISION HISTORY
3	SYSTEM BLOCK DIAGRAM
4	POWER ARCHITECTURE
5	CLOCK ARCHITECTURE
6	FSI, EMULATION AND DAC HEADERS
7	ETHERCAT PHY0
8	ETHERCAT PHY1
9	HIGH DENSITY CONNECTOR 1 & 2
10	HIGH DENSITY CONNECTOR 3 & 4
11	180 PIN HSEC EDGE CONNECTOR
12	ADC FILTER & ESD
13	EVM HARDWARE

Texas Instruments and/or its licensors do not warrant the accuracy or completeness of this specification or any information contained therein. Texas Instruments and/or its licensors do not warrant that this design will meet the specifications, will be suitable for your application or fit for any particular purpose, or will operate in an implementation. Texas Instruments and/or its licensors do not warrant that the design is production worthy. You should completely validate and test your design implementation to confirm the system functionality for your application.

A

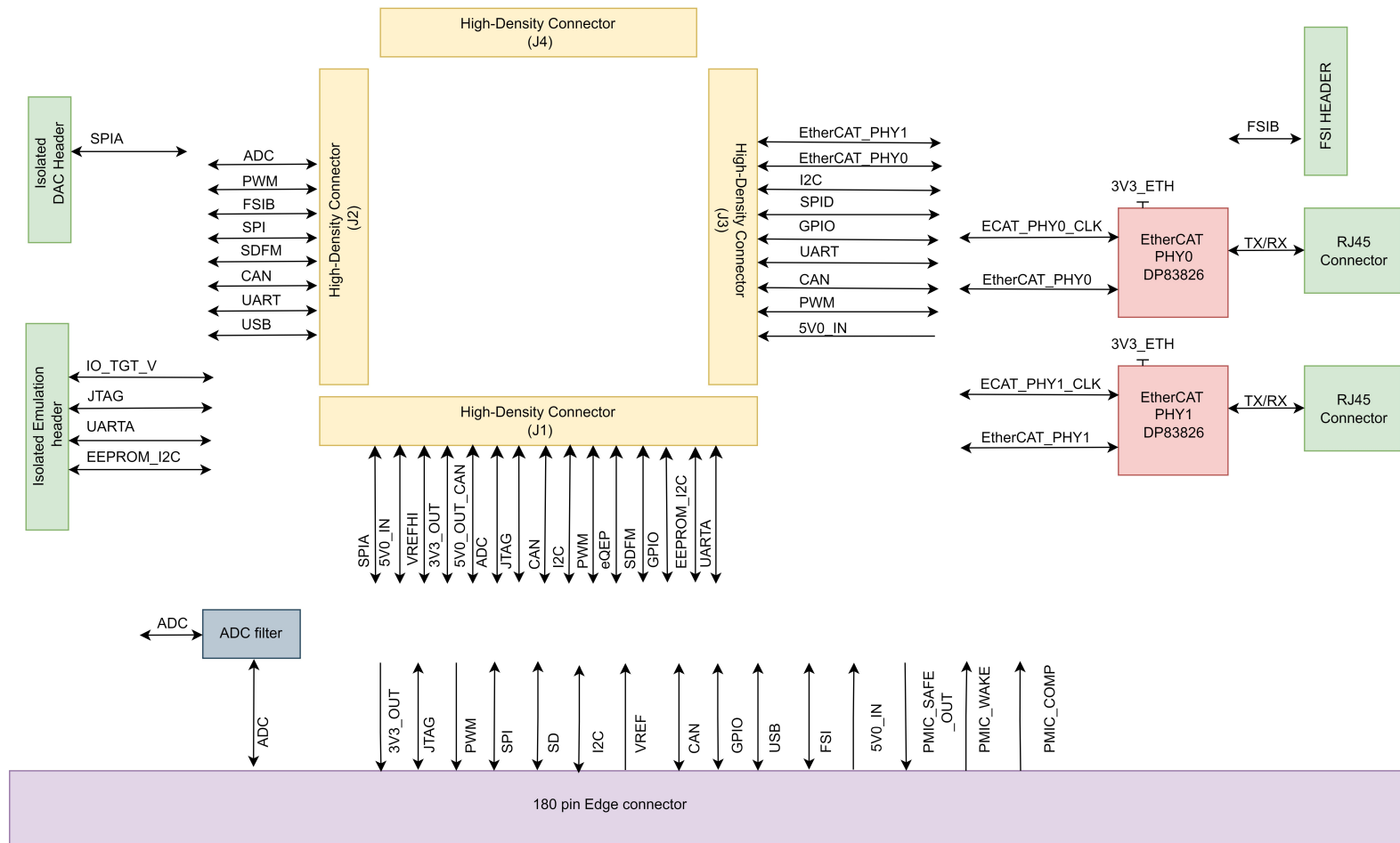
B

D



TEXAS
INSTRUMENTS

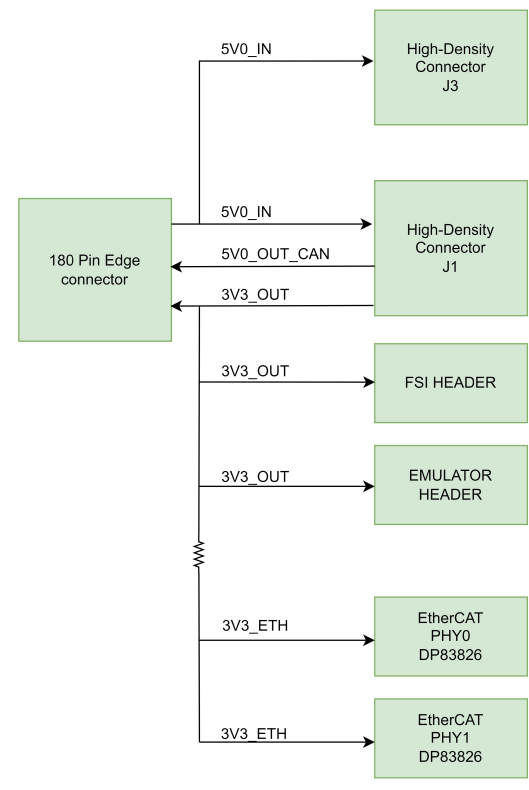
HSEC ADAPTER SYSTEM BLOCK DIAGRAM



Texas Instruments and/or its licensors do not warrant the accuracy or completeness of this specification or any information contained therein. Texas Instruments and/or its licensors do not warrant that this design will meet the specifications, will be suitable for your application or fit for any particular purpose, or will operate in an implementation. Texas Instruments and/or its licensors do not warrant that the design is production worthy. You should completely validate and test your design implementation to confirm the system functionality for your application.

Orderable: HSEC180ADAPEVM	Designed for: Public Release	Mod. Date: 03-Apr-24
TID #:	Project Title: HSEC-180 Adapter Board	
Number: MCU134	Rev: A	Sheet Title:
SVN Rev: 1367	Assembly Variant: 001	Sheet: 3 of 13
Drawn By: Texas Instruments	File: MCU134A_System_Block_Diagram_SchDoc	Size: B
Engineer: Martinez Gustavo	Contact:	

POWER ARCHITECTURE OF HSEC ADAPTER

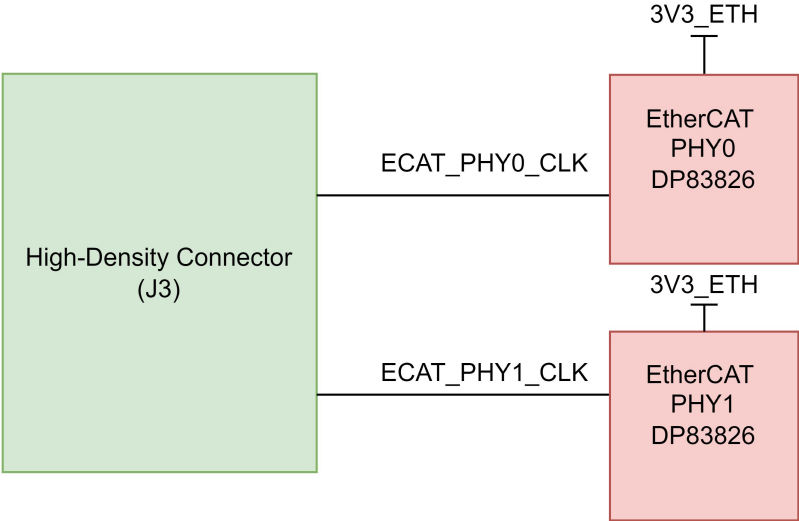


Texas Instruments and/or its licensors do not warrant the accuracy or completeness of this specification or any information contained therein. Texas Instruments and/or its licensors do not warrant that this design will meet the specifications, will be suitable for your application or fit for any particular purpose, or will operate in an implementation. Texas Instruments and/or its licensors do not warrant that the design is production worthy. You should completely validate and test your design implementation to confirm the system functionality for your application.

Orderable: HSEC180ADAPEVM	Designed for: Public Release	Mod. Date: 03-Apr-24
TID #:	Project Title: HSEC-180 Adapter Board	
Number: MCU134	Rev: A	Sheet Title:
SVN Rev: 1360	Assembly Variant: 001	Sheet: 4 of 13
Drawn By: Texas Instruments	File: MCU134A_Power_Architecture.SchDoc	Size: B
Engineer: Martinez Gustavo	Contact:	http://www.ti.com

© Texas Instruments

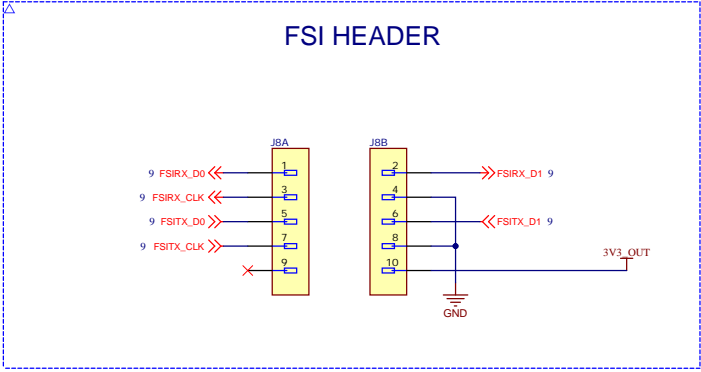
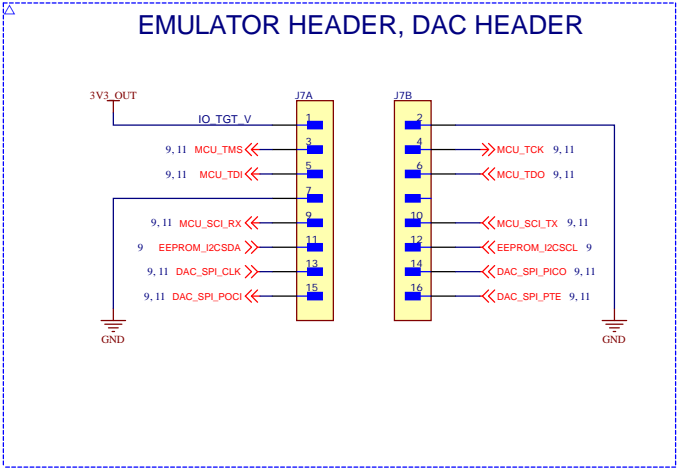
CLOCK ARCHITECTURE OF HSEC ADAPTER



Texas Instruments and/or its licensors do not warrant the accuracy or completeness of this specification or any information contained therein. Texas Instruments and/or its licensors do not warrant that this design will meet the specifications, will be suitable for your application or fit for any particular purpose, or will operate in an implementation. Texas Instruments and/or its licensors do not warrant that the design is production worthy. You should completely validate and test your design implementation to confirm the system functionality for your application.

Orderable: HSEC180ADAPEVM	Designed for: Public Release	Mod. Date: 03-Apr-24
TID #:	Project Title: HSEC-180 Adapter Board	
Number: MCU134	Rev: A	Sheet Title:
SVN Rev: 1360	Assembly Variant: 001	Sheet: 5 of 13
Drawn By: Texas Instruments	File: MCU134A_Clock_Architecture.SchDoc	Size: B
Engineer: Martinez Gustavo	Contact:	http://www.ti.com

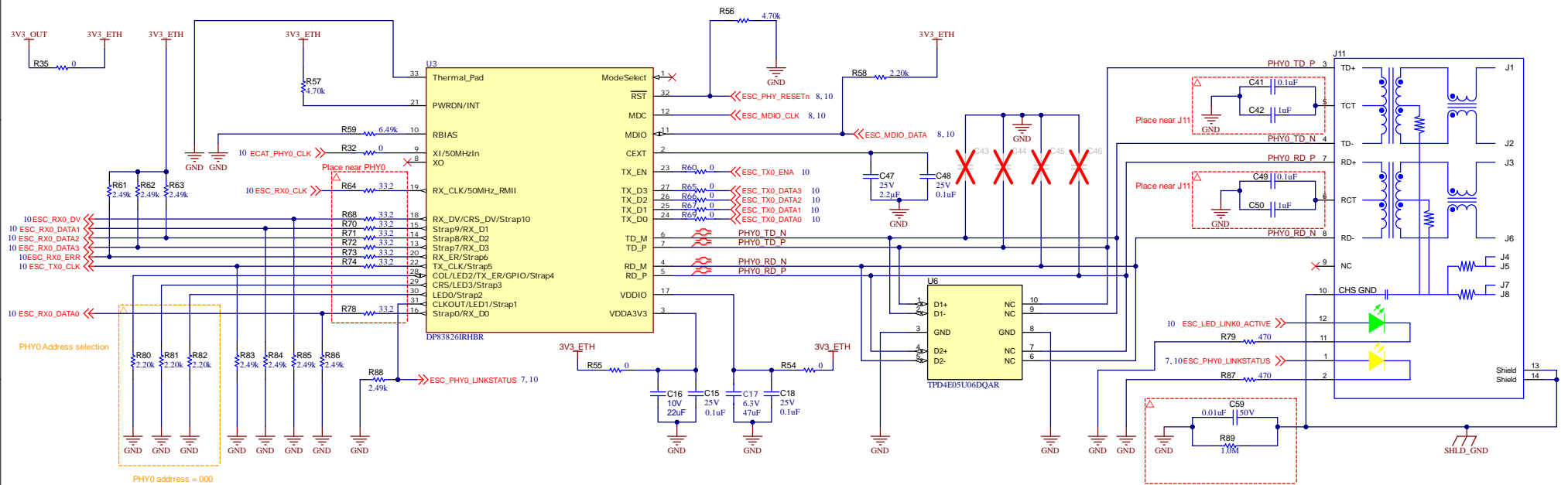
© Texas Instruments



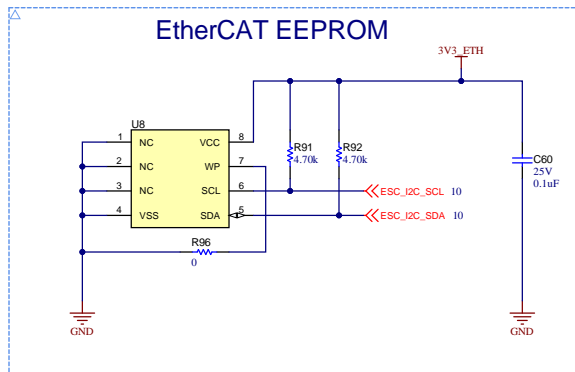
Texas Instruments and/or its licensors do not warrant the accuracy or completeness of this specification or any information contained therein. Texas Instruments and/or its licensors do not warrant that this design will meet the specifications, will be suitable for your application or fit for any particular purpose, or will operate in an implementation. Texas Instruments and/or its licensors do not warrant that the design is production worthy. You should completely validate and test your design implementation to confirm the system functionality for your application.

Orderable: HSEC180ADAPEVM	Designed for: Public Release	Mod. Date: 03-Apr-24
TID #:	Project Title: HSEC-180 Adapter Board	
Number: MCU134	Rev: A	Sheet Title:
SVN Rev: 1484	Assembly Variant: 001	Sheet: 6 of 13
Drawn By: Texas Instruments	File: MCU134A_FSI_Header.SchDoc	Size: B
Engineer: Martinez Gustavo	Contact:	

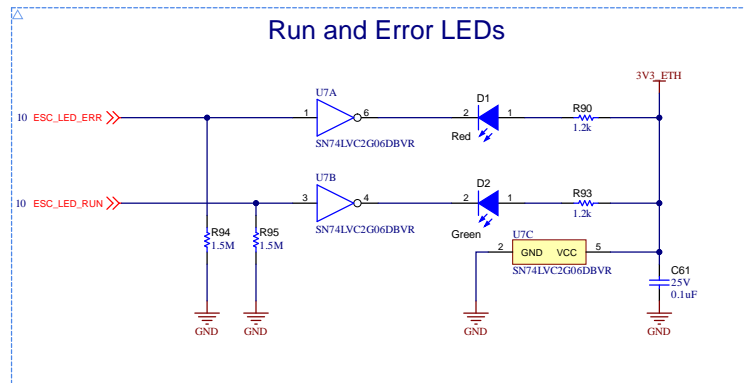
EtherCAT PHY 0



EtherCAT EEPROM



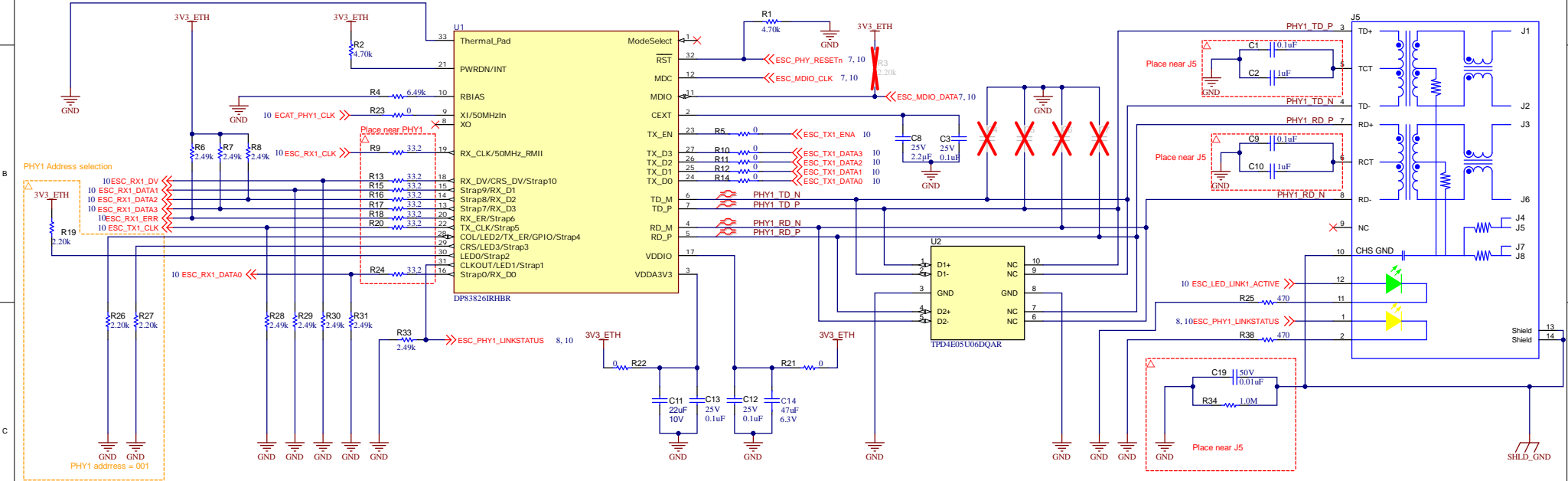
Run and Error LEDs



Texas Instruments and/or its licensors do not warrant the accuracy or completeness of this specification or any information contained therein. Texas Instruments and/or its licensors do not warrant that this design will meet the specifications, will be suitable for your application or fit for any particular purpose, or will operate in an implementation. Texas Instruments and/or its licensors do not warrant that the design is production worthy. You should completely validate and test your design implementation to confirm the system functionality for your application.

Orderable: HSEC180ADAPEVM	Designed for: Public Release	Mod. Date: 04-Apr-24
TID #: MC134	Project Title: HSEC-180 Adapter Board	
SVN Rev: 1509	Sheet Title:	
Drawn By: Texas Instruments	Assembly Variant: 001	Sheet: 7 of 13
Engineer: Martinez Gustavo	File: MCU134A_EtherCAT_PHY_0_SchDoc	Size: B
	Contact:	

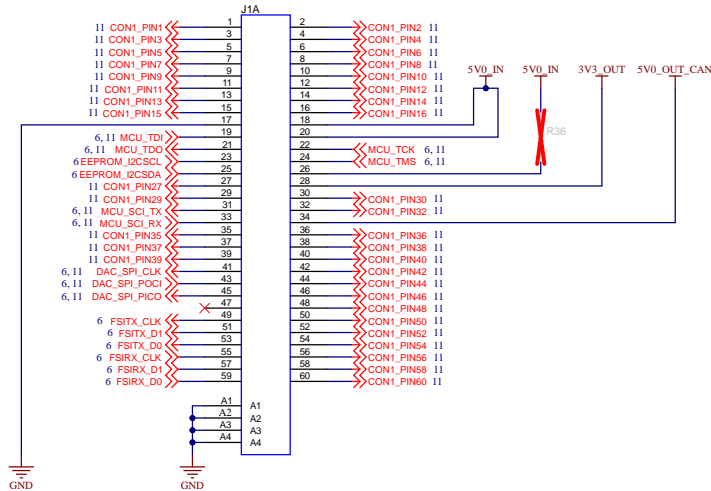
EtherCAT PHY 1



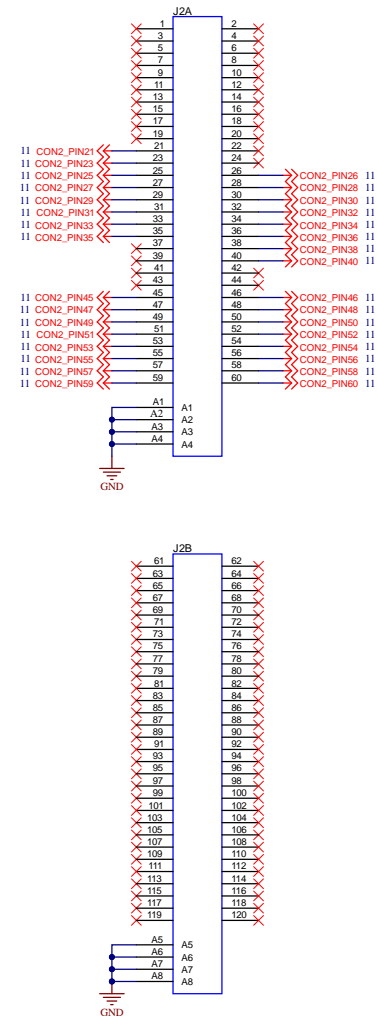
Texas Instruments and/or its licensors do not warrant the accuracy or completeness of this specification or any information contained therein. Texas Instruments and/or its licensors do not warrant that this design will meet the specifications, will be suitable for your application or fit for any particular purpose, or will operate in an implementation. Texas Instruments and/or its licensors do not warrant that the design is production worthy. You should completely validate and test your design implementation to confirm the system functionality for your application.

Orderable: HSEC180ADAPEVM	Designed for: Public Release	Mod. Date: 03-Apr-24
TID #:	Project Title: HSEC-180 Adapter Board	
Number: MCU134	Rev: A	Sheet Title:
SVN Rev: 1369	Assembly Variant: 001	Sheet: 8 of 13
Drawn By: Texas Instruments	File: MCU134A_EtherCAT_PHY_1.SchDoc	Size: B
Engineer: Martinez Gustavo	Contact:	http://www.ti.com
© Texas Instruments		

HIGH_DENSITY_CONNECTOR 1



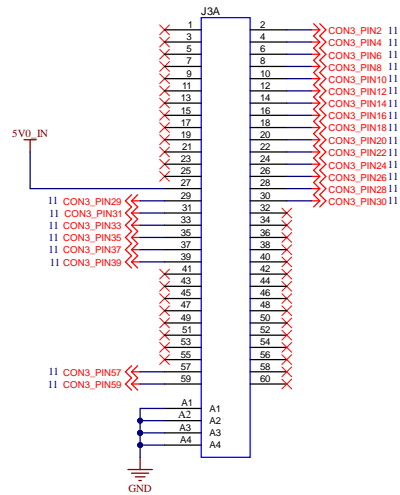
HIGH_DENSITY_CONNECTOR 2



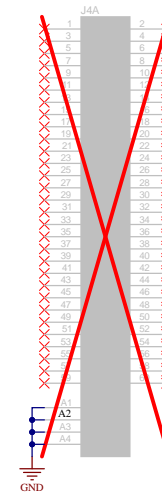
Texas Instruments and/or its licensors do not warrant the accuracy or completeness of this specification or any information contained therein. Texas Instruments and/or its licensors do not warrant that this design will meet the specifications, will be suitable for your application or fit for any particular purpose, or will operate in an implementation. Texas Instruments and/or its licensors do not warrant that the design is production worthy. You should completely validate and test your design implementation to confirm the system functionality for your application.

Orderable: HSEC180ADAPPEVM	Designed for: Public Release	Mod. Date: 04-Apr-24
TID #: MCUI34	Rev: A	Project Title: HSEC-180 Adapter Board
SVN Rev: 1526 (Locally Modified)	Assembly Variant: 001	Sheet: 9 of 13
Drawn By: Texas Instruments	File: MCUI34A_High_Density_Conn1_2_SchDoc	Size: B
Engineer: Martinez Gustavo	Contact:	http://www.ti.com

HIGH_DENSITY_CONNECTOR 3

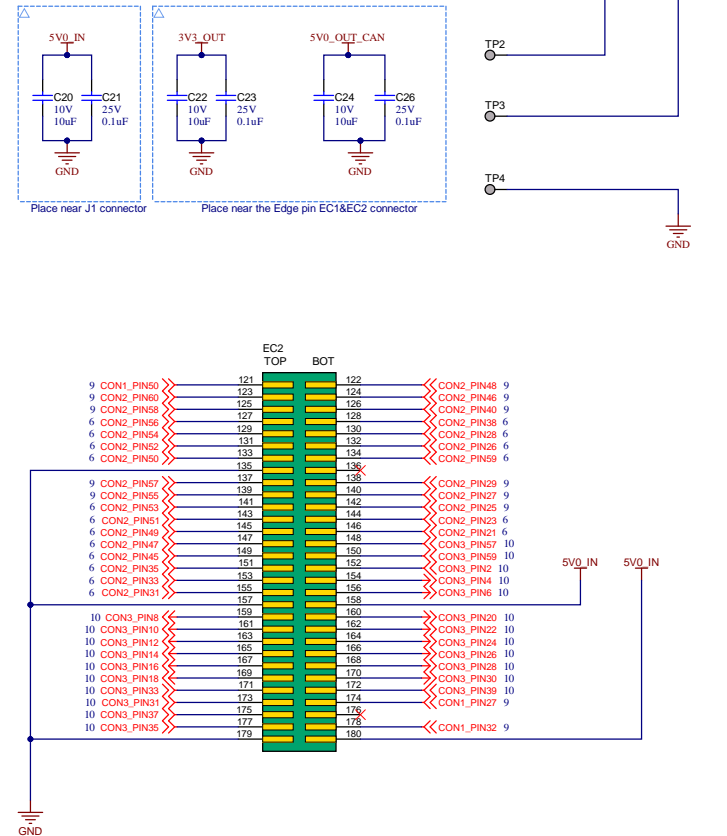



HIGH_DENSITY_CONNECTOR 4

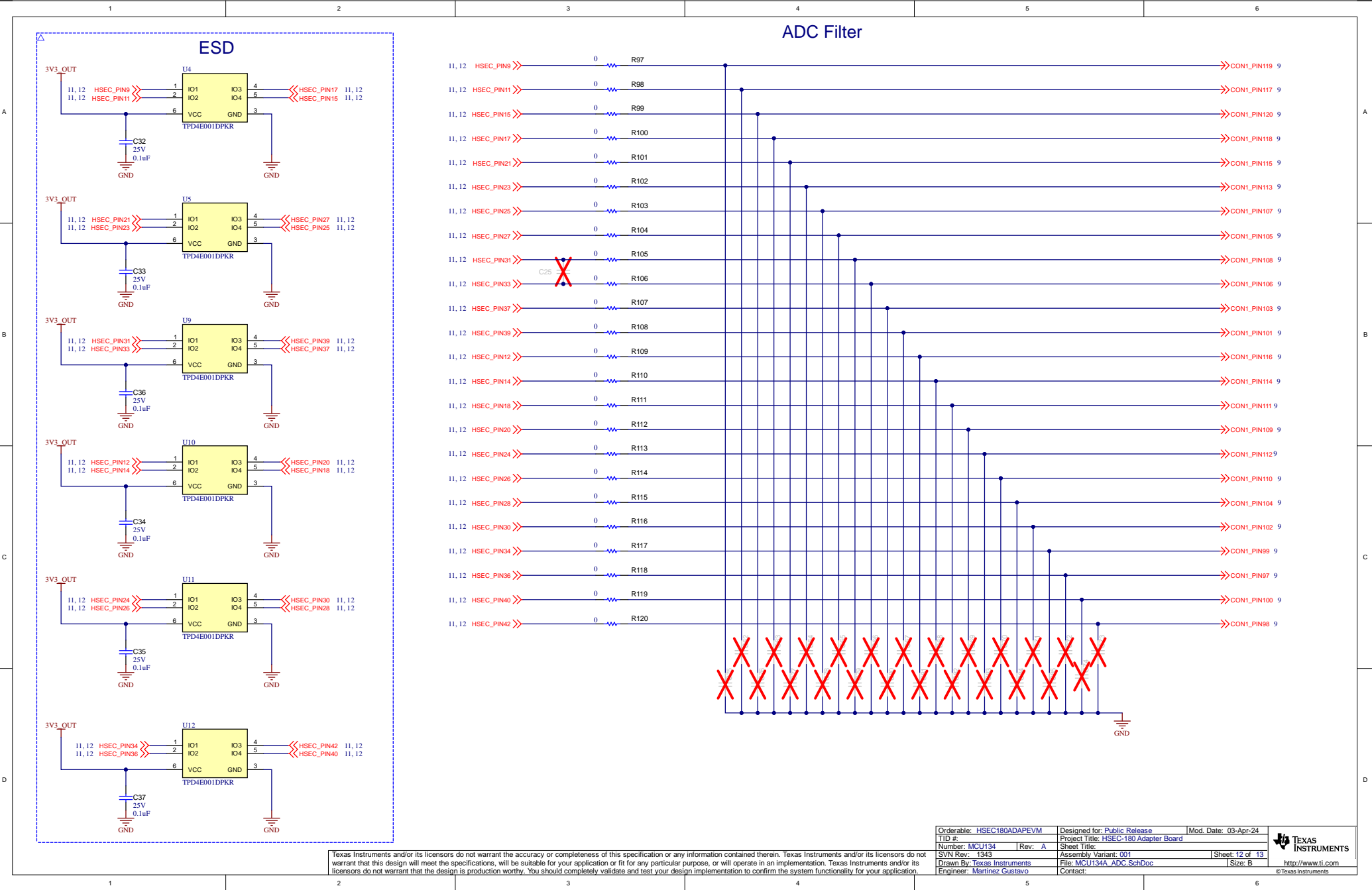


Texas Instruments and/or its licensors do not warrant the accuracy or completeness of this specification or any information contained therein. Texas Instruments and/or its licensors do not warrant that this design will meet the specifications, will be suitable for your application or fit for any particular purpose, or will operate in an implementation. Texas Instruments and/or its licensors do not warrant that the design is production worthy. You should completely validate and test your design implementation to confirm the system functionality for your application.

Orderable: HSEC180ADAPEVM	Designed for: Public Release	Mod. Date: 03-Apr-24
TID #: MC134	Rev: A	Project Title: HSEC-180 Adapter Board
SVN Rev: 1484	Assembly Variant: 001	Sheet: 10 of 13
Drawn By: Texas Instruments	File: MCU134A_High_Density_Conn3_4_SchDoc	Size: B
Engineer: Martinez Gustavo	Contact:	




Orderable: HSEC180ADAPEVM	Designed for: Public Release	Mod. Date: 03-Apr-24	 TEXAS INSTRUMENTS http://www.ti.com © Texas Instruments
TID #: _____	Project Title: HSEC-180 Adapter Board		
Number: MCU134	Rev: A	Sheet Title: _____	
SVN Rev: 1484	Assembly Variant: 001	Sheet: 11 of 13	
Drawn by: Texas Instruments	File: MCU134A_180pin_Edge_Connector_SchDoc	Size: B	
Engineer: Martinez Gustavo	Contact: _____		



Texas Instruments and/or its licensors do not warrant the accuracy or completeness of this specification or any information contained therein. Texas Instruments and/or its licensors do not warrant that this design will meet the specifications, will be suitable for your application or fit for any particular purpose, or will operate in an implementation. Texas Instruments and/or its licensors do not warrant that the design is production worthy. You should completely validate and test your design implementation to confirm the system functionality for your application.

Orderable: HSEC180ADAPEVM	Designed for: Public Release	Mod. Date: 03-Apr-24
TID #:	Project Title: HSEC-180 Adapter Board	
Number: MCU134	Rev: A	Sheet Title:
SVN Rev: 1343	Assembly Variant: 001	Sheet: 12 of 13
Drawn By: Texas Instruments	File: MCU134A_ADC.SchDoc	Size: B
Engineer: Martinez Gustavo	Contact:	

**TEXAS
INSTRUMENTS**
<http://www.ti.com>
© Texas Instruments

