


Welcome to the AM335x Evaluation Module (EVM) Quick Start Guide. This guide is designed to help you through the initial setup of your EVM. This EVM allows you to experience the Linux® operating system that showcases the AM335x Cortex®-A8 processor, 3D graphics, integrated peripherals and much more. The AM335x EVM contains the following:


- Hardware
  - AM335x general-purpose baseboard with:
    - Sitara™ AM3358 Cortex-A8 processor up to 1 GHz
    - TPS65910 power management IC
    - 1GB DDR3
    - 256MB NAND Flash
  - AM335x general-purpose daughtercard with:
    - additional I/O
    - audio
    - navigation
  - 7" WVGA LCD touchscreen daughtercard
  - USB and serial null modem cables

- Printed documents
  - AM335x EVM Quick Start Guide (this document)
  - Software license agreement
- Software and soft copy documents
  - AM335x Linux Software Development Kit (SDK)

### Default setup (OS boot from SD card)




**1** Verify SW3/SW4 DIP switches are set as shown. SW3/SW4 are located on the back of the AM335x EVM.



**2** Ensure SW6 DIP switch is set as shown (OFF). SW6 is located on the AM335x daughtercard.



**3** Connect the supplied serial null modem cable to the UART DB-9 (J12) connector located on the AM335x baseboard.  
NOTE: You must use the supplied cable or another serial null modem cable. There are five additional UARTs for development but cannot be used for demo purposes.



AM335x EVM Board Back




AM335x EVM Board Front


\*2 SW6 switch is located beneath the flap



**4** Connect the Ethernet cable to the RJ-45 jack located on the AM335x baseboard. Connect the other end of the cable to an Internet-enabled router or Ethernet switch.




**5** Remove the protective plastic from the LCD touchscreen.



**6** Insert the Linux SD card into the AM335x EVM as shown.



**7** Connect the power cable to the power jack on the baseboard.



**8** Set SW1 on the AM335x EVM baseboard as shown.  
**Note:** Power is on when switch is nearest the power cable.

**Note:** When powering this EVM, always use a recommended power supply (CUI/V-Infinity part number SMI18-5-V-P6 or SWI18-5-N-P6) or equivalent model having output voltage of +5 VDC, output current max 3.0 Amp, and efficiency level V as well as the applicable regional product regulatory/safety certification requirements such as (by example) UL, CSA, VDE, CCC, PSE, etc.

Continued on following page





**9** You are now ready to explore the Linux demo which includes various example applications and demos. Click on any icon to start the demo and click “exit” (if available) to quit the demo.



**10** Next Steps  
(Prepare your workstation for software development)

To prepare your workstation for software development, power off the kit.

Insert the SD card into any Linux host PC / Laptop, and from the START HERE folder, run setup.htm.

**Note:** Mounted to this EVM is a UL-recognized component, RoHS-compliant Lithium rechargeable battery (Seiko MS920SE: Nominal voltage 3V, Nominal capacity 11.0 mAh, UL File No. MH15628); this battery should only be replaced by a trained technician.

For more information on AM335x or to download the latest software, please visit [www.ti.com/am335x](http://www.ti.com/am335x).

For support questions, please contact: [support@ti.com](mailto:support@ti.com) or [www.ti.com/62e](http://www.ti.com/62e).


**Important Notice:** The products and services of Texas Instruments Incorporated and its subsidiaries described herein are sold subject to TI's standard terms and conditions of sale. Customers are advised to obtain the most current and complete information about TI products and services before placing orders. TI assumes no liability for applications assistance, customer's applications or product designs, software performance, or infringement of patents. The publication of information regarding any other company's products or services does not constitute TI's approval, warranty or endorsement thereof.

**Trademarks in this issue:** The platform bar and Sitara are trademarks of Texas Instruments. All other trademarks are the property of their respective owners.

© 2017 Texas Instruments Incorporated  
Printed in U.S.A. by (Printer, City, State)

SPRW225D

For more information:  
[www.ti.com/am335x](http://www.ti.com/am335x)



# AM335x Evaluation Module Quick Start Guide

## IMPORTANT NOTICE FOR TI DESIGN INFORMATION AND RESOURCES

Texas Instruments Incorporated ("TI") technical, application or other design advice, services or information, including, but not limited to, reference designs and materials relating to evaluation modules, (collectively, "TI Resources") are intended to assist designers who are developing applications that incorporate TI products; by downloading, accessing or using any particular TI Resource in any way, you (individually or, if you are acting on behalf of a company, your company) agree to use it solely for this purpose and subject to the terms of this Notice.

TI's provision of TI Resources does not expand or otherwise alter TI's applicable published warranties or warranty disclaimers for TI products, and no additional obligations or liabilities arise from TI providing such TI Resources. TI reserves the right to make corrections, enhancements, improvements and other changes to its TI Resources.

You understand and agree that you remain responsible for using your independent analysis, evaluation and judgment in designing your applications and that you have full and exclusive responsibility to assure the safety of your applications and compliance of your applications (and of all TI products used in or for your applications) with all applicable regulations, laws and other applicable requirements. You represent that, with respect to your applications, you have all the necessary expertise to create and implement safeguards that (1) anticipate dangerous consequences of failures, (2) monitor failures and their consequences, and (3) lessen the likelihood of failures that might cause harm and take appropriate actions. You agree that prior to using or distributing any applications that include TI products, you will thoroughly test such applications and the functionality of such TI products as used in such applications. TI has not conducted any testing other than that specifically described in the published documentation for a particular TI Resource.

You are authorized to use, copy and modify any individual TI Resource only in connection with the development of applications that include the TI product(s) identified in such TI Resource. NO OTHER LICENSE, EXPRESS OR IMPLIED, BY ESTOPPEL OR OTHERWISE TO ANY OTHER TI INTELLECTUAL PROPERTY RIGHT, AND NO LICENSE TO ANY TECHNOLOGY OR INTELLECTUAL PROPERTY RIGHT OF TI OR ANY THIRD PARTY IS GRANTED HEREIN, including but not limited to any patent right, copyright, mask work right, or other intellectual property right relating to any combination, machine, or process in which TI products or services are used. Information regarding or referencing third-party products or services does not constitute a license to use such products or services, or a warranty or endorsement thereof. Use of TI Resources may require a license from a third party under the patents or other intellectual property of the third party, or a license from TI under the patents or other intellectual property of TI.

TI RESOURCES ARE PROVIDED "AS IS" AND WITH ALL FAULTS. TI DISCLAIMS ALL OTHER WARRANTIES OR REPRESENTATIONS, EXPRESS OR IMPLIED, REGARDING TI RESOURCES OR USE THEREOF, INCLUDING BUT NOT LIMITED TO ACCURACY OR COMPLETENESS, TITLE, ANY EPIDEMIC FAILURE WARRANTY AND ANY IMPLIED WARRANTIES OF MERCHANTABILITY, FITNESS FOR A PARTICULAR PURPOSE, AND NON-INFRINGEMENT OF ANY THIRD PARTY INTELLECTUAL PROPERTY RIGHTS.

TI SHALL NOT BE LIABLE FOR AND SHALL NOT DEFEND OR INDEMNIFY YOU AGAINST ANY CLAIM, INCLUDING BUT NOT LIMITED TO ANY INFRINGEMENT CLAIM THAT RELATES TO OR IS BASED ON ANY COMBINATION OF PRODUCTS EVEN IF DESCRIBED IN TI RESOURCES OR OTHERWISE. IN NO EVENT SHALL TI BE LIABLE FOR ANY ACTUAL, DIRECT, SPECIAL, COLLATERAL, INDIRECT, PUNITIVE, INCIDENTAL, CONSEQUENTIAL OR EXEMPLARY DAMAGES IN CONNECTION WITH OR ARISING OUT OF TI RESOURCES OR USE THEREOF, AND REGARDLESS OF WHETHER TI HAS BEEN ADVISED OF THE POSSIBILITY OF SUCH DAMAGES.

You agree to fully indemnify TI and its representatives against any damages, costs, losses, and/or liabilities arising out of your non-compliance with the terms and provisions of this Notice.

This Notice applies to TI Resources. Additional terms apply to the use and purchase of certain types of materials, TI products and services. These include; without limitation, TI's standard terms for semiconductor products (<http://www.ti.com/sc/docs/stdterms.htm>), [evaluation modules](#), and [samples](http://www.ti.com/sc/docs/sampterm.htm) (<http://www.ti.com/sc/docs/sampterm.htm>).

Mailing Address: Texas Instruments, Post Office Box 655303, Dallas, Texas 75265  
Copyright © 2017, Texas Instruments Incorporated