


# MCU Development Tools for a Smarter Grid






TI offers optimized microcontrollers for smart grid applications, such as utility meters, home and building automation, power line communication and grid infrastructure. TI's MCU development tools and support ensure that the challenge of efficient energy management and distribution, as well as the need for intelligent controllers, will be met to enable robust solutions. Learn more at: [www.ti.com/smartgrid](http://www.ti.com/smartgrid)



Metrology: Single-phase	Description	Support	Get Started!
<b>Class 0.5, Low End Single-Phase E-Meter System On Chip Evaluation Module (EVM430-FE4272)</b>	<b>Metrology SoC</b> Low-end single-phase, class 0.5 electricity meter (32kB Flash, 2 Sigma-Delta sensors inputs + Segment LCD) evaluation board. Comes with application notes, energy library and schematics (Features TI metrology SoC), features ultra-low-power MSP430FE4272 metrology System On Chip.	Read white paper at <a href="http://www.ti.com/wp-FE42x2">www.ti.com/wp-FE42x2</a>	<a href="http://www.ti.com/tool/evm430-fe4272">www.ti.com/tool/evm430-fe4272</a>
<b>Class 0.5, Low End Single-Phase E-Meter System On Chip (+ Anti-Tamper) Evaluation Module (EVM430-FE427A)</b>	<b>Metrology SoC</b> Low-end single-phase, class 0.5 electricity-meter plus anti-tamper (32kB Flash, 3 Sigma-Delta sensor inputs + Segment LCD), evaluation board with application notes, energy library and schematics, features MSP430FE427A ultra-low-power metrology System On Chip.	Read white paper at <a href="http://www.ti.com/wp-FE42x2">www.ti.com/wp-FE42x2</a>	<a href="http://www.ti.com/tool/evm430-fe427a">www.ti.com/tool/evm430-fe427a</a>
<b>Class 0.1, Single-Phase Smart E-Meter System On Chip (+Anti-Tamper + Communication) Evaluation Module (EVM430-MSP430F6736)</b>	<b>Metrology SoC</b> Optimized Smart Meter SoC, class 0.1 electricity meter (128kB Flash, 8kB RAM, 3 Sigma-Delta 24-bits sensor inputs, anti-tamper, 320 Segment LCD + communications ports). Support for CT/Shunt.  <b>AMI capability:</b> RF interface: ZigBee®, wM-Bus/ <1GHz, Wi-Fi®/PLC via UART  <b>Software features:</b> 1-phase 0.1% energy library, THD and fundamental, anti-tampering, temperature compensation, DLMS	Watch video at <a href="http://www.ti.com/f6736video">www.ti.com/f6736video</a>	<a href="http://www.ti.com/tool/EVM430-F6736">www.ti.com/tool/EVM430-F6736</a>
Metrology: Poly-phase	Description	Support	Get Started!
<b>Class 0.1, Three-Phase E-meter (Anti-Tamper) Evaluation Module (EVM430-F47197)</b>	<b>Metrology SoC</b> Three-phase electricity-meter, class 0.1 (with anti-tamper) (120kB Flash, 4kB RAM, 7 Sigma-Delta 24-bits sensor inputs, 120 Segments LCD controller) evaluation board with application notes, software and schematics; features MSP430F47197 ultra-low-power metrology SoC.	Watch video at <a href="http://www.ti.com/vid-F471xx">www.ti.com/vid-F471xx</a>	<a href="http://www.ti.com/tool/evm430-f47197">www.ti.com/tool/evm430-f47197</a>  Buy on TI e-store at <a href="http://www.ti.com/e-F47197">www.ti.com/e-F47197</a>
<b>Class 0.1, Three-Phase E-meter (+Anti-Tamper) Evaluation Module (EVM430-F6779)</b>	<b>Metrology SoC</b> Three-phase electricity-meter, class 0.1 (with Anti-Tamper) (512kB Flash, 32kB RAM, 7 Sigma-Delta 24-bits sensor inputs, 360 Segments LCD controller) evaluation board with application notes, software and schematics; features MSP430F6779 ultra-low-power metrology SoC.  <b>AMI capability:</b> RF interface: ZigBee, wM-Bus/ <1GHz, Wi-Fi/PLC via UART  <b>Software features:</b> 3-phase 0.1% energy library, anti-tampering, THD and fundamental, temperature compensation, DLMS	Read white paper at <a href="http://www.ti.com/wp-F677x">www.ti.com/wp-F677x</a>  Watch video at <a href="http://www.ti.com/F6779">www.ti.com/F6779</a>	<a href="http://www.ti.com/product/MSP430F6779">www.ti.com/product/MSP430F6779</a>

# MCU Development Tools for a Smarter Grid



Power Line Communication	Description	Support	Get Started!
<b>TMSPLCKIT-V3 C2000 Power Line Modem Developer's Kit</b>	<p>The PLC Developer's Kit enables easy development of software-based Power Line Communication (PLC) modems. The kit includes two PLC modems based on the C2000™ F28069 controlCARD and TI's advanced PLC analog front end AFE031. The included PLC SUITE software supports several communication techniques, including OFDM (PRIME/G3 and P1901.2) and is SFSK-capable. The kit includes onboard USB JTAG emulation and Code Composer Studio™ Integrated Development Environment.</p>	<a href="http://www.ti.com/plc">www.ti.com/plc</a>	<a href="http://www.ti.com/tool/tmdsplckit-v3">www.ti.com/tool/tmdsplckit-v3</a>
Wireless Connectivity	Description	Support	Get Started!
 <b>RFID/NFC Transceiver Evaluation Module Kit (TRF7960AEM/ TRF7970AEM)</b>	<p><b>Prepayment</b> Self-contained development platform which can be used to independently evaluate/test the performance of the TRF7960A or TRF7970A RFID/near field communication transceiver IC, custom firmware, customer-designed antennas and/or potential transponders for a customer-defined RFID/NFC application.</p>	<a href="http://www.ti.com/lit/slos743">www.ti.com/lit/slos743</a>	<a href="http://www.ti.com/tool/trf7970aevm">www.ti.com/tool/trf7970aevm</a>
 <b>RF430CL330HTB Target Board for Development with the NFC Dynamic Transponder Interface</b>	<p><b>NFC Interface</b> The RF430CL330HTB target board enables the evaluation of the Dynamic NFC Transponder with SPI/I<sup>2</sup>C Interface for short-range wireless communication with the NFC-enabled smart phones. The target board features an on-board PCB antenna and can be used with many different TI microcontroller platforms.</p>	<a href="http://www.ti.com/lit/slas916">www.ti.com/lit/slas916</a>	<a href="http://www.ti.com/tool/rf430cl330htb">www.ti.com/tool/rf430cl330htb</a>
 <b>MSP-EXP430G2-CC3000BOOST - SimpleLink™ Wi-Fi CC3000 BoosterPack and MSP430 LaunchPad Bundle</b>	<p><b>Internet of Things</b> The SimpleLink Wi-Fi CC3000 BoosterPack (CC3000BOOST) is an add-on board designed to bring Wi-Fi to the MCU LaunchPad, based on TI's SimpleLink Wi-Fi CC3000 module. The CC3000 module enables simplified Wi-Fi connectivity for Internet-of-Things MCU-based applications and comes with a full suite of support tools. Additionally through its unique SmartConfig™ technology, the CC3000 delivers an easy one-click network set up for end users. It is also compatible with the MSP430 LaunchPad Value Line Development Kit as well as the Tiva™ C Series TM4C123G LaunchPad.</p>	<a href="http://www.ti.com/cc3000wiki">www.ti.com/cc3000wiki</a>	<a href="https://estore.ti.com/msp-exp430g2-cc3000boost.aspx">https://estore.ti.com/msp-exp430g2-cc3000boost.aspx</a>

The platform bar, C2000, Code Composer Studio, MSP430, SimpleLink, SmartConfig and Tiva are trademarks of Texas Instruments. All other trademarks are the property of their respective owners.

## IMPORTANT NOTICE AND DISCLAIMER

TI PROVIDES TECHNICAL AND RELIABILITY DATA (INCLUDING DATA SHEETS), DESIGN RESOURCES (INCLUDING REFERENCE DESIGNS), APPLICATION OR OTHER DESIGN ADVICE, WEB TOOLS, SAFETY INFORMATION, AND OTHER RESOURCES "AS IS" AND WITH ALL FAULTS, AND DISCLAIMS ALL WARRANTIES, EXPRESS AND IMPLIED, INCLUDING WITHOUT LIMITATION ANY IMPLIED WARRANTIES OF MERCHANTABILITY, FITNESS FOR A PARTICULAR PURPOSE OR NON-INFRINGEMENT OF THIRD PARTY INTELLECTUAL PROPERTY RIGHTS.

These resources are intended for skilled developers designing with TI products. You are solely responsible for (1) selecting the appropriate TI products for your application, (2) designing, validating and testing your application, and (3) ensuring your application meets applicable standards, and any other safety, security, regulatory or other requirements.

These resources are subject to change without notice. TI grants you permission to use these resources only for development of an application that uses the TI products described in the resource. Other reproduction and display of these resources is prohibited. No license is granted to any other TI intellectual property right or to any third party intellectual property right. TI disclaims responsibility for, and you will fully indemnify TI and its representatives against, any claims, damages, costs, losses, and liabilities arising out of your use of these resources.

TI's products are provided subject to [TI's Terms of Sale](#) or other applicable terms available either on [ti.com](https://www.ti.com) or provided in conjunction with such TI products. TI's provision of these resources does not expand or otherwise alter TI's applicable warranties or warranty disclaimers for TI products.

TI objects to and rejects any additional or different terms you may have proposed.

Mailing Address: Texas Instruments, Post Office Box 655303, Dallas, Texas 75265  
Copyright © 2024, Texas Instruments Incorporated