

On the Implementation of MPEG-4 Motion Compensation Using the TMS320C62x

Eduardo Asbun and Chiouguey Chen

Texas Instruments, Inc.

Abstract

This application report describes the implementation of MPEG-4 motion compensation on the Texas Instruments (TI™) TMS320C62x digital signal processor (DSP). MPEG-4 is a standard for coding of audiovisual information being developed by the Motion Picture Experts Group (MPEG). MPEG-4 became an International Standard in December 1998. Motion compensation is a basic component of MPEG-4 and other video compression standards such as MPEG-1, MPEG-2, H.261, H.263, and H.263+. Code development flow to increase performance is discussed. Implementation issues, such as memory access pattern and code size versus performance, are also examined.



Contents

Introduction	3
TMS320C62x Fixed-Point DSP	3
Block-Based Video Compression	3
Motion Estimation and Motion Compensation	4
Implementing Motion Compensation on the 'C62x.....	5
Case A: Integer Accuracy	8
Case B: Half-Pixel Accuracy in the Horizontal Direction	9
Case C: Half-Pixel Accuracy in the Vertical Direction	10
Case D: Half-Pixel Accuracy in Both the Horizontal and Vertical Directions	10
Code Benchmarks.....	11
Conclusions	11
References.....	13
Appendix A Motion Compensation Code: Case A	14
Appendix B Motion Compensation Code: Case B	21
Appendix C Motion Compensation Code: Case C	29
Appendix D Motion Compensation Code: Case D	37
Appendix E Complete C Code for Motion Compensation	47

Figures

Figure 1. YUV 4:2:0 Chrominance Subsampling	4
Figure 2. Motion-Compensated Prediction	5
Figure 3. Bilinear Interpolation Scheme.....	7
Figure 4. Four Possible Memory Alignments for a Reference Block.....	8
Figure 5. An Example of Data Manipulation for Case A.....	9

Examples

Example 1. C Language Implementation of Case A	8
Example 2. C Language Implementation of Case B	9
Example 3. C Language Implementation of Case C	10
Example 4. C Language Implementation of Case D	10



Introduction

This application report describes the implementation of MPEG-4 motion compensation on the TMS320C62x. MPEG-4 [1] is an ISO/IEC standard for coding of audiovisual information being developed by the Motion Picture Experts Group (MPEG). Tools are being specified to support functionalities such as interactivity between you and the application, universal accessibility, and high degree of compression. Motion compensation is a basic component MPEG-4 video and other video compression standards such as MPEG-1, MPEG-2, H.261, H.263, and H.263+. Therefore, the work presented in this application report is relevant to implementations of any of these standards on the 'C62x.

TMS320C62x Fixed-Point DSP

The TMS320C62x devices are fixed-point DSPs that feature the VelociTI™ architecture [2]. The VelociTI architecture is a high-performance, advanced, very-long-instruction-word (VLIW) architecture developed by Texas Instruments. VelociTI, together with the development tool set and evaluation tools, provides faster development time and higher performance for embedded DSP applications through increased instruction-level parallelism.

DSPs such as the 'C62x are well suited for the implementation of motion compensation. This application presents a high degree of parallelism that can be exploited to meet real-time requirements typical of video conferencing applications. The operations required by motion compensation, such as bilinear interpolation, are readily implemented on a fixed-point DSP.

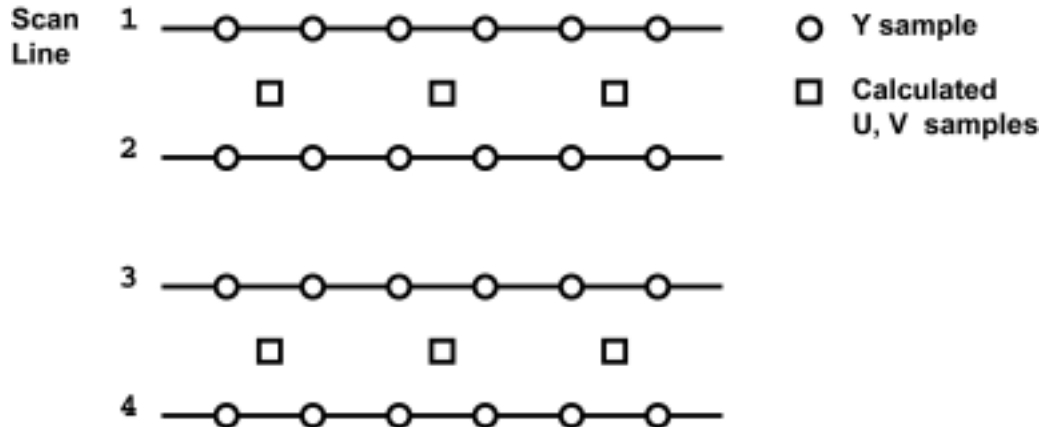
Block-Based Video Compression

Contiguous frames in a video sequence have a high degree of *temporal* correlation, as they are taken at small intervals of time (typically 10-30 frames per second). In order to achieve a significant ratio of compression, temporal redundancy between frames is exploited using a compression technique known as *interframe coding*. As described in the *Motion Estimation and Motion Compensation* section, a frame is selected as a *reference*, and subsequent frames are predicted from it.

Interframe coding, however, does not work well for frames that exhibit low temporal correlation, such as scene changes. In this case a different model is used, where *spatial* correlation between adjacent pixels is exploited. This technique is known as *intraframe coding*. Pixels are transformed into another domain in order to reduce redundancy and to compact the energy of the signal. The Discrete Cosine Transform and the Wavelet Transform, among others, have been used for this purpose.

The color space used in this implementation of MPEG-4 Motion Compensation [3] is YUV with 4:2:0 chrominance subsampling. The chrominance components are subsampled by a factor of 2 in both the horizontal and vertical directions, as shown in Figure 1. A pixel uses one byte, and can take a value between 0 and 255.

Figure 1. YUV 4:2:0 Chrominance Subsampling



For the purpose of motion estimation and compensation, a frame is partitioned into *macroblocks*, 16×16 arrays of nonoverlapping luminance (Y) pixels together with one 8×8 *block* of spatially corresponding pixels for each of the chrominance components (U and V). A macroblock of luminance pixels is composed of four 8×8 blocks of pixels.

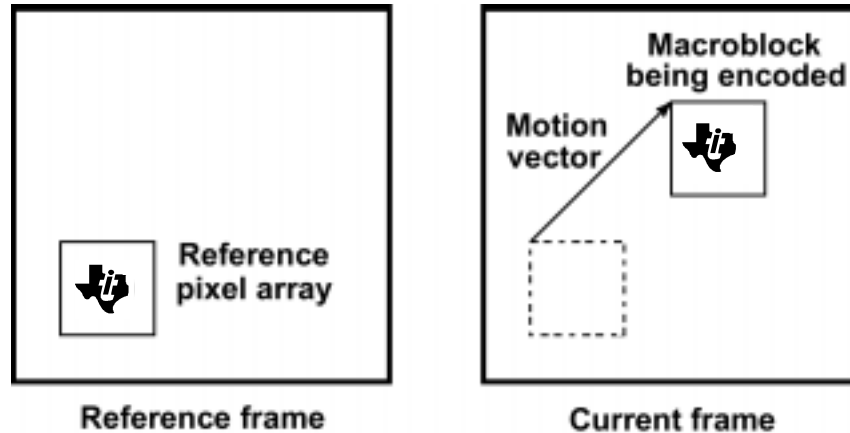
MPEG-4 makes provisions to handle a variety of frame input formats. Our implementation targets the Common Intermediate Format (CIF), 352×288 pixels in the luminance (Y) component. Other formats (QCIF, 4CIF, ITU-R 601, etc) can be supported as the frame size is an input parameter to our program.

A CIF-sized YUV 4:2:0 frame occupies 101 376 bytes for the Y component, and 25 344 bytes for each of the chrominance (U and V) components, for a total of 152 064 bytes. Pixels in a frame are stored row-wise in memory; that is, pixel (i, j) is adjacent in memory to pixels $(i, j-1)$ and $(i, j+1)$. The luminance component (Y) is stored first, followed by the U and V (chrominance) components.

Motion Estimation and Motion Compensation

The movement of a macroblock from the reference frame to the current frame is determined using a technique known as *motion estimation* [4, 5]. A search of a macroblock in the current frame is conducted over a portion (or all) of the reference frame. The best matching macroblock (under certain criteria) is selected, and a *motion vector* is obtained, as shown in Figure 2. A motion vector consists of horizontal and vertical components. This motion vector can be expressed in integer or half-pixel accuracy. Half-pixel accuracy corresponds to bilinear interpolation.

Figure 2. Motion-Compensated Prediction



For regions where one motion vector per macroblock does not provide with an accurate description of the translation of the pixels in a macroblock, four motion vectors per macroblock (one motion vector per block) can be used. This mode may be used on a macroblock-by-macroblock basis.

In MPEG-4, a mode known as *unrestricted motion vectors* is used. In this mode, motion vectors can point to positions outside the reference frame. This mode is particularly useful for scenes with higher degree of motion, when objects move around the edges entering and exiting the frame.

A *predictive frame* is constructed from the motion vectors obtained for all macroblocks in the frame. Macroblocks from the reference frame are replicated at the new locations indicated by the motion vectors. This technique is known as *motion compensation*. A *predictive error frame* (PEF) is calculated by taking the difference between the current and predicted frames, and intraframe encoded. Since the energy of the PEF is likely to be low, the amount of bits necessary for its encoding is small.

Motion compensation is used both at the encoder and the decoder to produce a motion compensated version of the current frame. This motion compensated frame is reconstructed by using the predicted frame and the PEF. Since motion compensation is used at both ends of the video codec and it is a time-consuming task, an efficient implementation is of the essence.

Implementing Motion Compensation on the 'C62x

The motion compensation module receives the frame size, a set of motion vectors, and the reference frame as input. For each macroblock, there is one or four motion vectors. In our implementation, motion compensation is done on a block-by-block basis. Therefore, when one motion vector per macroblock is used, the motion compensation routine is called four times with same motion vector for each block in the macroblock. This is done to reduce code size. However, our implementation can be extended to operate on macroblocks.



A C language version of motion compensation (referred to as “C code”) was implemented first. The goal was to validate the code and verify correctness by using actual sequences and motion vector data. The sequences were reconstructed using the C code, and compared to the reconstruction done by an implementation of H.263 from which the motion vector data was obtained.

The C code was profiled to identify the portions of the code where performance could be increased. Intrinsic functions were introduced to produce a “Natural C” version of the code. Intrinsic functions are special functions that map directly to inlined ‘C62x’/‘C67x’ instructions. “_nassert” was used to indicate the optimizer that loops were executed a certain number of times.

“Optimized C” was obtained after refining the Natural C code, using code transformations and unrolling certain loops. For example, when a block of pixels is copied from one location in memory to another, four pixels can be copied at a time by casting a pointer to byte into a pointer to integer. Other optimizations are described in the following sections.

The critical performance areas of the Optimized C code were isolated. Linear assembly code (assembly code that has not been register-allocated and is unscheduled) was written for these loops. See the *TMS320C62x/C67x Programmer’s Guide (SPRU198)* for more information about code development flow.

The decision of using linear assembly was based on the following considerations:

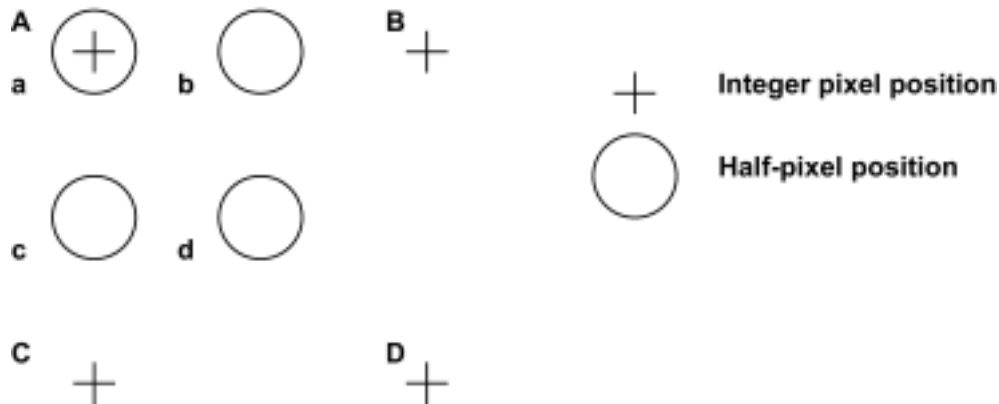
- Computationally intensive routines of the code can be written as C callable routines
- It gives the programmer greater control over the use of the resources
- Can pass memory bank information to the tools
- The code can be recompiled to make use of improved versions of the Code Generation Tools as they become available
- The performance obtained with linear assembly is very close to the performance that would be obtained using hand-optimized assembly
- It is easier to write and debug than hand-optimized assembly
- It allows the code to be reused in other ‘C6x’ platforms

Our implementation of motion compensation supports integer and half-pixel accuracy. Therefore, four cases are considered:

- Case A: Integer accuracy
- Case B: Half-pixel accuracy in the horizontal direction
- Case C: Half-pixel accuracy in the vertical direction
- Case D: Half-pixel accuracy in both the horizontal and vertical directions

These four cases are illustrated in Figure 3.

Figure 3. Bilinear Interpolation Scheme



The bilinear interpolation scheme is:

$$a = A$$

$$b = (A + B + 1 - \text{rounding_type}) / 2$$

$$c = (A + C + 1 - \text{rounding_type}) / 2$$

$$d = (A + B + C + D + 2 - \text{rounding_type}) / 4$$

where “/” denotes division by truncation and `rounding_type` takes the value of 0 or 1.

These four cases represent the core of the computation in motion compensation and are the kernels that have been optimized for the ‘C62x. Code for cases a, b, c, and d (C code, Natural C, Optimized C, Linear Assembly, and Assembly Code generated by the Code Generation Tools) is shown in Appendices A, B, C, and D, respectively. The complete C code for motion compensation, including driver programs, is shown in Appendix E.

Memory bank conflicts is an issue that can impact the performance of the implementation of motion compensation. The ‘C62x has four memory banks, 2-bytes-wide each. Because each bank is single-ported memory, only one access to each bank is allowed per cycle. Two accesses to a single bank in a given cycle result in a memory stall that halts all pipeline operation for one cycle, while the second value is read from memory. (See the *TMS320C62x/C67x Programmer’s Guide* for more information about internal memory banks of the C6000 family.) In our implementation, care has been taken to minimize memory bank conflicts by staggering accesses to data in internal memory. We assume that both the current and reference blocks are in internal memory.

The motion vectors are represented in Q1 notation; that is, the decimal point is placed between bits 0 and 1. This notation allows handling of half-pixel accuracy motion vector information. For example, “0000 0011b” represents the number 1.5.

Case A: Integer Accuracy

Motion compensation case A involves copying a block of pixels from the reference frame into the current frame. The corresponding C language implementation is shown in Example 1.

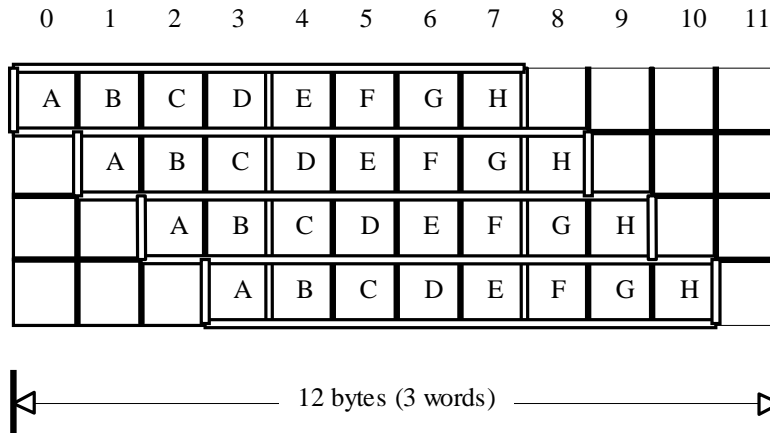
Example 1. C Language Implementation of Case A

```
for (m=0; m<8; m++) {
    for (n=0; n<8; n++) {
        current_block[m][n] = reference_block[m][n];
    }
}
```

An improvement over the original C code would be to transfer four pixels at a time (one word) by casting a pointer to byte into a pointer to word (4 bytes). Also, loop unrolling (used on the inner loop) would improve performance. However, writing linear assembly gives better control over how memory accesses are performed.

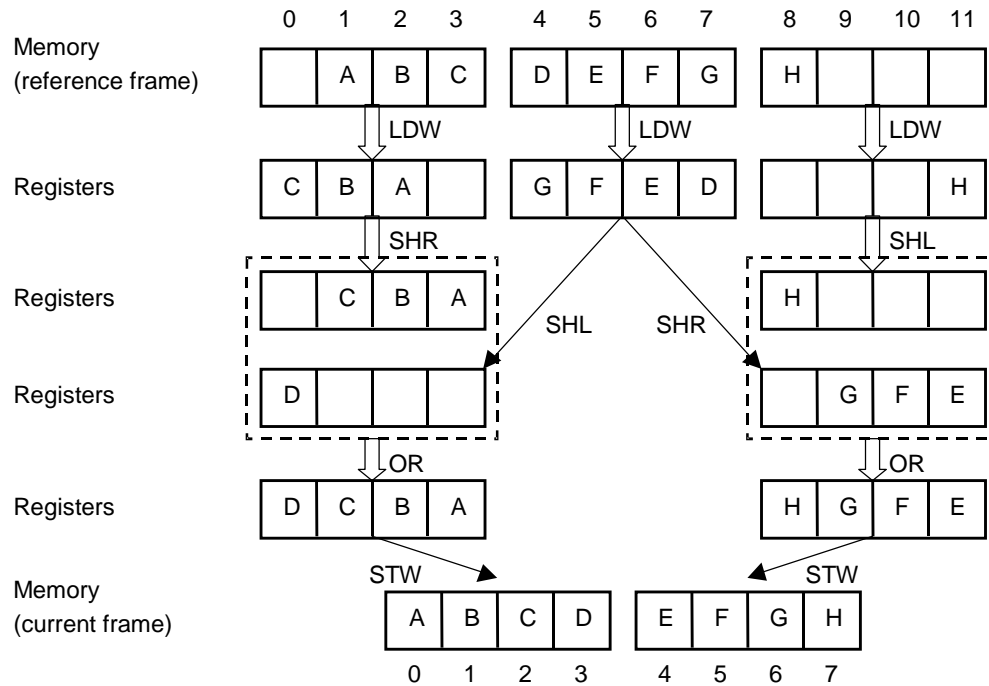
Since a motion vector can point to any pixel in the reference frame, the alignment of the reference block is not known. When a word is loaded, if the word address is not aligned on a word boundary, an incorrect value is loaded. Therefore, the worst case (byte alignment) needs to be assumed, and four cases had to be considered as shown in Figure 4.

Figure 4. Four Possible Memory Alignments for a Reference Block



One possible solution to the memory alignment problem in the implementation of case A would be to transfer one byte at a time as in the original C code. A more efficient strategy is to copy a row of eight pixels at a time. To assure correct memory alignment, three words (which always contain all eight pixels) are read. Since the memory address of the reference block is known, the corresponding case in Figure 4 can be determined. By manipulating the words accordingly, it is possible to pack all eight pixels in a row into two words that can be stored in memory. An example of an access to a reference block, which is byte aligned, is shown in Figure 5. The linear assembly code for case A is shown in Appendix A.

Figure 5. An Example of Data Manipulation for Case A



In Figure 5, the bytes in memory are shown in *Big Endian* order, while the bytes in registers are shown in *Little Endian* order.

Case B: Half-Pixel Accuracy in the Horizontal Direction

Motion compensation case B involves bilinear interpolation according to the formulas previously shown in the *Implementing Motion Compensation on the 'C62x* section. The corresponding C language implementation is shown in Example 2.

Example 2. C Language Implementation of Case B

```

for (m=0; m<8; m++) {
    for (n=0; n<8; n++) {
        current_block[m][n] = (reference_block[m][n]
                               + reference_block[m][n+1]
                               + 1 - rounding_type) / 2;
    }
}

```

The first improvement on the C code is to perform division by 2 using right shift by one position. The standard calls for division by truncation; therefore, right shift is a fast, correct implementation. Another improvement is to compute a constant that replaces the term `1 - rounding_type`, saving one subtraction per iteration.

Due to memory alignment issues similar to case A, the strategy chosen was to interpolate one pixel at a time. To produce efficient code, the inner loop was unrolled in order to convert the nested loop into a single loop. The reason is that the code generation tools produce more efficient code for single loops than for nested loops.



A row of pixels resides in contiguous memory locations. Therefore, the access pattern to internal memory can be predetermined in order to avoid memory bank hits. The linear assembly code for case B is shown in Appendix B.

Case C: Half-Pixel Accuracy in the Vertical Direction

Motion compensation case C, as in case B, involves bilinear interpolation according to the formulas previously shown in the *Implementing Motion Compensation on the 'C62x* section. The corresponding C language implementation is shown in Example 3.

Example 3. C Language Implementation of Case C

```
for (m=0; m<8; m++) {
    for (n=0; n<8; n++) {
        current_block[m][n] = (reference_block[m][n]
                               + reference_block[m+1][n]
                               + 1 - rounding_type) / 2;
    }
}
```

Pixels located in rows above and below a current pixel do not reside in adjacent memory locations, they are located at a distance equal to the frame width. Since the width a CIF-size frame is a multiple of 16 (and, thus, a multiple of 8), these pixels reside in the same memory bank. Therefore, if read in the same cycle, a pipeline stall would occur.

To solve this problem, a strategy similar to case B was used: pixels are processed column-by-column, creating a single loop. An advantage of this strategy is that it facilitates the job of the code generation tools. The linear assembly code for case C is shown in Appendix C.

Case D: Half-Pixel Accuracy in Both the Horizontal and Vertical Directions

In motion compensation case D, four pixels from the reference frame are used to produce one pixel in the current frame. The corresponding C language implementation is shown in Example 4.

Example 4. C Language Implementation of Case D

```
for (m=0; m<8; m++) {
    for (n=0; n<8; n++) {
        current_block[m][n] = (reference_block[m][n]
                               + reference_block[m][n+1]
                               + reference_block[m+1][n]
                               + reference_block[m+1][n+1]
                               + 2 - rounding_type) / 4;
    }
}
```



The strategy used is similar to case B, that is, pixels are processed row-wise. The inner loop is unrolled to create a single loop, and two pointers are used to access pixels in contiguous rows. Due to software pipelining, accesses to contiguous rows do not cause memory bank conflicts, because the instructions get reordered. Even though a single pointer would have been sufficient, the use of two pointers for loading pixels from memory indicates to the code generation tools the independence between load instructions. The linear assembly code for case D is shown in Appendix D.

Code Benchmarks

Benchmarks for the code described in the *Implementing Motion Compensation on the 'C62x* section are summarized in Table 1. The code benchmarked is shown in Appendices A-D. These benchmarks were obtained using Code Generation Tools version 2.10. The options used for the compiler were: `-o3 -mt -pm`. See the *TMS320C6000 Optimizing C Compiler User's Guide* (SPRU187) for more information about the compiler tools.

Table 1. Code Benchmarks for Motion Compensation of an 8 × 8 Block

Motion Compensation	C code		Natural C		Optimized C		Linear Assembly	
	Clock count	Code size (FPs) [†]	Clock count	Code Size (FPs) [†]	Clock count	Code size (FPs) [†]	Clock count	Code size (FPs) [†]
Case A	574	4	571	4	428	17	58	16
Case B	1023	6	1020	6	764	5	103	19
Case C	1023	8	1020	7	764	6	146	18
Case D	1346	9	1341	9	892	7	158	39

[†] fetch packets

For case A, there is a large difference in code size between Natural C and Optimized C because of loop unrolling. The same effect is present in cases B, C, and D, between Optimized C and Linear Assembly. For case D, the difference in code size is larger because two rows are being processed at a time.

Conclusions

In this application report we have presented an implementation of MPEG-4 motion compensation on the 'C62x. C code was written and validated, and the most computationally intensive portions of the code were optimized for the 'C62x. Linear assembly code was written for certain routines to maximize performance.

Linear assembly has several advantages over C and hand-optimized assembly:

- It gives the programmer greater flexibility than C to access the resources available in the DSP
- It reduces the overhead of calling a C function
- It is easier to write and debug than assembly
- The code generation tools are able to generate very efficient code, with performance almost as good as hand-optimized assembly



Imaging applications exhibit a high degree of parallelism that can be exploited by VLIW architectures such as the 'C6x. Although the code generation tools are able to produce efficient code, it is important to identify the portions of the code where the program spends most of the time. Improving the performance of this code can boost the overall performance of the application.

The advantage of using software pipelining in this application is limited by the number of times a loop is performed. Since a block is processed at a time, the trip count for both inner and outer loops is 8. Consider a nested loop, where the inner loop is software pipelined. The kernel of the loop is executed only a small number of times, because the inner loop has to be unrolled several times to software pipeline the loop. Therefore, the DSP is not being used at full capacity. To solve this problem, the outer loop could be folded into the inner loop to maximize the number of cycles at which the 'C62x runs at top performance. This solution would require to write hand-optimized code.

Another way to further improve performance would be to add instructions to the 'C6x that can operate on pixels. For example, an instruction that can add four pairs of pixels would accelerate the interpolation step in motion compensation.

The size of internal memory available to the CPU is an issue that can impact the performance of applications that operate on large amounts of data, such as video coding. Although this issue was not addressed in this application report (it was assumed that data is already in internal memory), it is important to devise a strategy to manage data so that it is available to the CPU when needed. The efficiency of this strategy will determine the overall performance of the implementation of MPEG-4 motion compensation.



References

- 1) MPEG-4 Video Group, *Overview of the MPEG-4 Standard*, ISO/IEC JTC1/SC29/WG11 N2323, Dublin, Ireland, July 1998.
(<http://drogo.cselt.stet.it/mpeg/standards/mpeg-4/mpeg-4.htm>)
- 2) *TMS320C62x/C67x Technical Brief*, (SPRU197), April 1998.
- 3) MPEG-4 Video Group, *MPEG-4 Video Verification Model version 10.1*, ISO/IEC JTC1/SC29/WG11 MPEG98/M3464, Tokyo, Japan, March 1998.
- 4) V. Bhaskaran and K. Konstantinides, *Image and Video Compression Standards*, Second edition, Kluwer Academic Publishers, Norwell, Massachusetts, 1997.
- 5) J. L. Mitchell, W. B. Pennebaker, C. E. Fogg, and D. J. LeGall, *MPEG Video Compression Standard*, Chapman and Hall, Digital Multimedia Standards Series, New York, 1996.



Appendix A Motion Compensation Code: Case A

C Code

```
/* Integer accuracy: copy block */  
void MC_case_a(uchar ref[NUM_ROWS][NUM_COLS],  
uchar curr[NUM_ROWS][NUM_COLS], const int r_x, const int c_x,  
const int r_y, const int c_y, const int size)  
{  
    int m, n;  
    for(m=0; m<size; m++) {  
        for(n=0; n<size; n++) {  
            curr[c_x+m][c_y+n] = ref[r_x+m][r_y+n];  
        }  
    }  
}
```

Natural C Code

```
/* Integer accuracy: copy block */  
void MC_case_a(uchar ref[NUM_ROWS][NUM_COLS],  
uchar curr[NUM_ROWS][NUM_COLS], const int r_x, const int c_x,  
const int r_y, const int c_y, const int size)  
{  
    int m, n;  
    _nassert(size==8);  
    for(m=0; m<size; m++) {  
        for(n=0; n<size; n++) {  
            curr[c_x+m][c_y+n] = ref[r_x+m][r_y+n];  
        }  
    }  
}
```

Optimized C Code

```
/* Integer accuracy: copy block */  
void MC_case_a(uchar ref[NUM_ROWS][NUM_COLS],  
uchar curr[NUM_ROWS][NUM_COLS], const int r_x, const int c_x,  
const int r_y, const int c_y, const int size)  
{  
    int m;  
    _nassert(size==8);  
    for(m=0; m<size; m++) {  
        curr[c_x+m][c_y ] = ref[r_x+m][r_y ];  
        curr[c_x+m][c_y+1] = ref[r_x+m][r_y+1];  
        curr[c_x+m][c_y+2] = ref[r_x+m][r_y+2];  
        curr[c_x+m][c_y+3] = ref[r_x+m][r_y+3];  
        curr[c_x+m][c_y+4] = ref[r_x+m][r_y+4];  
        curr[c_x+m][c_y+5] = ref[r_x+m][r_y+5];  
        curr[c_x+m][c_y+6] = ref[r_x+m][r_y+6];  
        curr[c_x+m][c_y+7] = ref[r_x+m][r_y+7];  
    }  
}
```



Linear Assembly

```

; Linear Assembly version of "MC_case_a"

                .def          _MC_case_a
                .sect        ".text"

_MC_case_a:    .cproc        ref, curr, r_x, c_x, r_y, c_y, num_cols

                .reg        r_temp1, r_temp2, c_temp1, c_temp2
                .reg        p_r, p_c, np_r
                .reg        lshift, rshift, count
                .reg        r_w1, r_w2, r_w3, r_w4
                .reg        temp

; Calculate pointers "p_c" and "p_r"

                SHL         r_x, 0x05, r_temp1    ; r_temp1 = r_x * NUM_COLS
                SHL         c_x, 0x05, c_temp1    ; c_temp1 = c_x * NUM_COLS

                ADD         r_y, ref, r_temp2     ; r_temp2 = ref + r_y
                ADD         c_y, curr, c_temp2    ; c_temp2 = curr + c_y

                ADD         r_temp1, r_temp2, p_r ; p_r = r_temp1 + r_temp2
                ADD         c_temp1, c_temp2, p_c ; p_c = c_temp1 + c_temp2

                SUB         num_cols, 2, num_cols ; To update np_r and p_c

; Initialize loop counter

                MVK         8, count              ; Loop performed 8 times

; Obtain distance for shifting

                MVK         0xFFFC, temp         ; To obtain two LSBits
                AND         p_r, temp, np_r      ; Word-aligned access only
                AND         p_r, 0x0003, rshift  ; Two LSB define alignment
                SUB.L       0x04, rshift, lshift  ; Obtain "lshift"
                SHL         rshift, 0x03, rshift ; # bits for left shift
                SHL         lshift, 0x03, lshift ; # bits for right shift

; Loop
loop:          .trip 8

                LDW         *np_r++[1], r_w1     ; Load first word
                LDW         *np_r++[1], r_w2     ; Load second word
                LDW         *np_r++[num_cols], r_w3 ; Load third word

                SHRU        r_w1, rshift, r_w1    ; Make room for LSByte
                SHL         r_w3, lshift, r_w3    ; Make room for MSByte
                SHL         r_w2, lshift, r_w4    ; Get LSByte
                SHRU        r_w2, rshift, r_w2    ; Get MSByte

                OR          r_w1, r_w4, r_w1     ; Obtain actual 1st word
                OR          r_w2, r_w3, r_w2     ; Obtain actual 2nd word

```



```

        STW    r_w1, *p_c++[1]          ; Store 1st word
        STW    r_w2, *p_c++[num_cols] ; Store 2nd word
        ADD    p_c, 4, p_c             ; Since num_cols is short by a word

[count] SUB    count, 1, count          ; Loop back
[count] B     loop
        .endproc

```

Output from Assembly Optimizer

```

;*****
;* TMS320C6x ANSI C Codegen                      Version 2.10.beta *
;* Date/Time created: Fri Aug 21 11:57:22 1998 *
;*****

;*****
;* GLOBAL FILE PARAMETERS *
;* *
;* Architecture      : TMS320C6200 *
;* Endian            : Little *
;* Interrupt Threshold : Disabled *
;* Memory Model      : Small *
;* Speculative Load   : Threshold = 0 *
;* Redundant Loops    : Enabled *
;* Pipelining         : Enabled *
;* Debug Info        : No Debug Info *
;* *
;*****

FP          .set      A15
DP          .set      B14
SP          .set      B15
           .global   $bss

; Linear Assembly version of "MC_case_a"

           .def      _MC_case_a

           .sect     ".text"
           .sect     ".text"

;*****
;* FUNCTION NAME: _MC_case_a *
;* *
;* Regs Modified     : A0,A3,A4,A5,A6,A7,A8,B0,B1,B4,B5,B6,B7,B8,B9 *
;* Regs Used        : A0,A3,A4,A5,A6,A7,A8,A10,B0,B1,B3,B4,B5,B6,B7,B8,B9 *
;*****
_MC_case_a:
; ** -----*
;
;
; _MC_case_a: .cproc      ref, curr, r_x, c_x, r_y, c_y, num_cols
;            .reg      r_temp1, r_temp2, c_temp1, c_temp2
;            .reg      p_r, p_c, np_r
;            .reg      lshift, rshift, count
;            .reg      r_w1, r_w2, r_w3, r_w4
;            .reg      temp

```




```

    SHL    .S1    A6,0x5,A3    ; |19|    r_temp1 = r_x*NUM_COLS
    ADD    .L1    A8,A4,A0     ; |9|

    ADD    .L1    A3,A0,A4     ; |25|    p_r = r_temp1 + r_temp2
    SHL    .S2    B6,0x5,B4    ; |20|    c_temp1 = c_x*NUM_COLS
    ADD    .L2    B8,B4,B5     ; |9|

    MV     .L1X   B4,A0        ; |38|
    AND    .S1    0x3,A4,A6    ; |37|    Two LSB define alignment
    SUB    .D1    A10,0x2,A3   ; |9|

    MV     .L2X   A3,B7        ; |40|
    SHL    .S1    A6,0x3,A6    ; |39|    # bits for left shift
    SUB    .L1    0x4,A6,A7    ; |38|    Obtain "lshift"

    MV     .L2X   A6,B9        ; |40|
    ADD    .L1X   A0,B5,A8     ; |26|    p_c = c_temp1 + c_temp2
    MVK    .S1    0xfffc,A5    ; |35|    To obtain two LSBits

    MV     .L2X   A8,B5        ; |40|
    AND    .L1    A4,A5,A0     ; |36|    Word-aligned access only
    MVK    .S2    0x8,B0       ; |31|    Loop performed 8 times

    MVC    .S2    CSR,B1       ; |40|
    MV     .L2X   A0,B4        ; |40|
    SHL    .S1    A7,0x3,A7    ; |40|    # bits for right shift

    AND    .L2    -2,B1,B6     ; |40|

    MVC    .S2    B6,CSR       ; |40|
    SUB    .L2    B0,4,B0      ; |40|

```

```

; *-----*
; *   SOFTWARE PIPELINE INFORMATION
; *
; *   Loop label : loop
; *   Known Minimum Trip Count      : 8
; *   Known Max Trip Count Factor   : 1
; *   Loop Carried Dependency Bound(^) : 3
; *   Unpartitioned Resource Bound   : 3
; *   Partitioned Resource Bound(*)  : 4
; *   Resource Partition:
; *
; *           A-side   B-side
; *   .L units           0       0
; *   .S units           3       2
; *   .D units           3       2
; *   .M units           0       0
; *   .X cross paths     3       2
; *   .T address paths   3       2
; *   Long read paths    1       1
; *   Long write paths   0       0
; *   Logical ops (.LS)   3       1   (.L or .S unit)
; *   Addition ops (.LSD) 1       5   (.L or .S or .D unit)
; *   Bound(.L .S .LS)   3       2
; *   Bound(.L .S .D .LS .LSD) 4*   4*
; *

```



```

;*      Searching for software pipeline schedule at ...
;*      ii = 4  Schedule found with 4 iterations in parallel
;*      Done
;*
;*      Epilog not removed : Speculative load is beyond user threshold
;*      Speculative Load Threshold : Unknown
;*
;*-----*
L2:      ; PIPED LOOP PROLOG
; loop:      .trip 8
          ADD      .L2      4,B4,B4      ; ^|9|
          LDW      .D1T1    *A0++,A3     ; ^|44|  Load first word
||        ADD      .L2      4,B4,B4     ; ^|9|
          LDW      .D2T2    *B4++[B7],B6 ; ^|46|  Load third word
||        LDW      .D1T1    *A0++,A5     ; ^|45|  Load second word
          MV       .L1X     B4,A0        ; ^|9|
          ADD      .L2      4,B4,B4     ; @ ^|9|
          LDW      .D1T1    *A0++,A3     ; @ ^|44|  Load first word
||        ADD      .L2      4,B4,B4     ; @ ^|9|
          SHRU     .S1      A3,A6,A3     ; |48|  Make room for LSByte
||        LDW      .D2T2    *B4++[B7],B6 ; @ ^|46|  Load third word
||        LDW      .D1T1    *A0++,A5     ; @ ^|45|  Load second word
          SHRU     .S2X     A5,B9,B8     ; |51|  Get MSByte
||        SHL      .S1      A5,A7,A4     ; |50|  Get LSByte
||        MV       .L1X     B4,A0        ; @ ^|9|
          OR       .L1      A3,A4,A4     ; |53|  Obtain actual 1st word
|| [ B0]  B        .S2      loop         ; ^|62|
||        ADD      .L2      4,B4,B4     ; @@ ^|9|
          SHL      .S1X     B6,A7,A5     ; |49|  Make room for MSByte
||        LDW      .D1T1    *A0++,A3     ; @@ ^|44|  Load first word
||        ADD      .L2      4,B4,B4     ; @@ ^|9|
;*-----*
loop:      ; PIPED LOOP KERNEL
          ADD      .S2      4,B5,B5     ; ^|9|
||        OR       .L2X     B8,A5,B8     ; |54|  Obtain actual 2nd word
||        SHRU     .S1      A3,A6,A3     ; @|48|  Make room for LSByte
||        LDW      .D2T2    *B4++[B7],B6 ; @@ ^|46|  Load third word
||        LDW      .D1T1    *A0++,A5     ; @@ ^|45|  Load second word
          STW      .D1T1    A4,*A8++     ; ^|56|  Store 1st word
||        STW      .D2T2    B8,*B5++[B7] ; ^|57|  Store 2nd word
|| [ B0]  SUB      .L2      B0,0x1,B0    ; @|61|  Loop back
||        SHRU     .S2X     A5,B9,B8     ; @|51|  Get MSByte
||        SHL      .S1      A5,A7,A4     ; @|50|  Get LSByte
||        MV       .L1X     B4,A0        ; @@ ^|9|

```



```

                ADD    .D2    0x4,B5,B5    ; ^|59| Since num_cols
                ;                is short by a word
||
||    MV    .S1X    B5,A8    ; ^|9|
||    OR    .L1    A3,A4,A4    ; @|53| Obtain actual 1st word
|| [ B0]    B    .S2    loop    ; @ ^|62|
||    ADD    .L2    4,B4,B4    ; @@@ ^|9|

                ADD    .L1    4,A8,A8    ; ^|9|
||
||    SHL    .S1X    B6,A7,A5    ; @|49| Make room for MSByte
||    LDW    .D1T1    *A0++,A3    ; @@@ ^|44| Load first word
||    ADD    .L2    4,B4,B4    ; @@@ ^|9|

; ** -----*
L4:            ; PIPED LOOP EPILOG

                ADD    .S2    4,B5,B5    ; @ ^|9|
||
||    OR    .L2X    B8,A5,B8    ; @|54| Obtain actual 2nd word
||    SHRU   .S1    A3,A6,A3    ; @@|48| Make room for LSByte
||    LDW    .D2T2    *B4++[B7],B6 ; @@@ ^|46| Load third word
||    LDW    .D1T1    *A0++,A5    ; @@@ ^|45| Load second word

                STW    .D1T1    A4,*A8++    ; @ ^|56| Store 1st word
||
||    STW    .D2T2    B8,*B5++[B7] ; @ ^|57| Store 2nd word
||    SHRU   .S2X    A5,B9,B8    ; @@|51| Get MSByte
||    SHL    .S1    A5,A7,A4    ; @@|50| Get LSByte
||    MV    .L1X    B4,A0    ; @@@ ^|9|

                ADD    .D2    0x4,B5,B5    ; @ ^|59| Since num_cols is
                ;                short by a word
||
||    MV    .S1X    B5,A8    ; @ ^|9|
||    OR    .L1    A3,A4,A4    ; @@|53| Obtain actual 1st word

                ADD    .L1    4,A8,A8    ; @ ^|9|
||
||    SHL    .S1X    B6,A7,A5    ; @@|49| Make room for MSByte

                ADD    .S2    4,B5,B5    ; @@ ^|9|
||
||    OR    .L2X    B8,A5,B8    ; @@|54| Obtain actual 2nd word
||    SHRU   .S1    A3,A6,A3    ; @@@|48| Make room for LSByte

                STW    .D1T1    A4,*A8++    ; @@ ^|56| Store 1st word
||
||    STW    .D2T2    B8,*B5++[B7] ; @@ ^|57| Store 2nd word
||    SHRU   .S2X    A5,B9,B8    ; @@@|51| Get MSByte
||    SHL    .S1    A5,A7,A4    ; @@@|50| Get LSByte

                ADD    .D2    0x4,B5,B5    ; @@ ^|59| Since num_cols is
                ;                short by a word
||
||    MV    .S1X    B5,A8    ; @@ ^|9|
||    OR    .L1    A3,A4,A4    ; @@@|53| Obtain actual 1st word

                ADD    .L1    4,A8,A8    ; @@ ^|9|
||
||    SHL    .S1X    B6,A7,A5    ; @@@|49| Make room for MSByte

                ADD    .S2    4,B5,B5    ; @@@ ^|9|
||
||    OR    .L2X    B8,A5,B8    ; @@@|54| Obtain actual 2nd word

                STW    .D1T1    A4,*A8++    ; @@@ ^|56| Store 1st word
||
||    STW    .D2T2    B8,*B5++[B7] ; @@@ ^|57| Store 2nd word

```



```

        ADD      .D2      0x4,B5,B5      ; @@@ ^|59|  Since num_cols is
||      MV       .S1X     B5,A8         ; @@@ ^|9|   short by a word
        ADD      .L1      4,A8,A8       ; @@@ ^|9|
; ** -----*
        MVC      .S2      B1,CSR        ; |40|
        B        .S2      B3
        NOP
        ; BRANCH OCCURS

;          .endproc
```

Appendix B Motion Compensation Code: Case B

C Code

```
/* Interpolate rows */
void MC_case_b(uchar ref[NUM_ROWS][NUM_COLS],
uchar curr[NUM_ROWS][NUM_COLS], const int r_x, const int c_x,
const int r_y, const int c_y, const int size,
const int rounding_type)
{
    int m, n;
    for(m=0; m<size; m++) {
        for(n=0; n<size; n++) {
            curr[c_x+m][c_y+n] = (ref[r_x+m][r_y+n ]
+ ref[r_x+m][r_y+n+1]
+ 1 - rounding_type)/2;
        } }
}
```

Natural C Code

```
/* Interpolate rows */
void MC_case_b(uchar ref[NUM_ROWS][NUM_COLS],
uchar curr[NUM_ROWS][NUM_COLS], const int r_x, const int c_x,
const int r_y, const int c_y, const int size,
const int rounding_type)
{
    int m, n;
    _nassert(size>=8);
    for(m=0; m<size; m++) {
        for(n=0; n<size; n++) {
            curr[c_x+m][c_y+n] = (ref[r_x+m][r_y+n ]
+ ref[r_x+m][r_y+n+1]
+ 1 - rounding_type)/2;
        } }
}
```

Optimized C Code

```
/* Interpolate rows */
void MC_case_b(uchar ref[NUM_ROWS][NUM_COLS],
uchar curr[NUM_ROWS][NUM_COLS], const int r_x, const int c_x,
const int r_y, const int c_y, const int size,
const int rounding_type)
{
    int m, n;
    _nassert(size>=8);
    for(m=0; m<size; m++) {
        for(n=0; n<size; n++) {
            curr[c_x+m][c_y+n] = (ref[r_x+m][r_y+n ]
+ ref[r_x+m][r_y+n+1]
+ 1 - rounding_type)>>1;
        } }
}
```



```
    } }  
  }
```

Linear Assembly

```
; Linear Assembly version of "MC_case_b"
```

```

                .def          _MC_case_b
                .sect         ".text"

MC_case_b:     .cproc        ref, curr, r_x, c_x, r_y, c_y, num_cols,
                rounding
                .reg         p_r, p_c
                .reg         r_temp1, r_temp2, c_temp1, c_temp2
                .reg         r_a, r_b, temp
                .reg         count, const

; Calculate pointers "p_c" and "p_r"

                SHL    r_x, 0x05, r_temp1    ; r_temp1 = r_x * NUM_COLS
                SHL    c_x, 0x05, c_temp1    ; c_temp1 = c_x * NUM_COLS

                ADD    r_y, ref, r_temp2     ; r_temp2 = ref + r_y
                ADD    c_y, curr, c_temp2   ; c_temp2 = curr + c_y

                ADD    r_temp1, r_temp2, p_r ; p_r = r_temp1 + r_temp2
                ADD    c_temp1, c_temp2, p_c ; p_c = c_temp1 + c_temp2

                SUB    1, rounding, const    ; const = 1 - rounding

; Initialize loop counter
                MVK    8, count              ; Loop performed 8 times

; Loop
loop:          .trip 8

                LDBU  *+p_r[0], r_a        ; Load 1st byte

                LDBU  *+p_r[1], r_b        ; Load 2nd byte
                ADD   r_a, const, temp     ; 1.1 First part of op
                ADD   r_b, temp, temp     ; 1.2 Second part of op
                SHRU  temp, 1, temp       ; 1.3 Divide by 2 (w/truncation)
                STB   temp, *+p_c[0]     ; 1.4 Store result

                LDBU  *+p_r[2], r_a        ; Load 3rd byte
                ADD   r_b, const, temp     ; 2.1 First part of op
                ADD   r_a, temp, temp     ; 2.2 Second part of op
                SHRU  temp, 1, temp       ; 2.3 Divide by 2 (w/truncation)
                STB   temp, *+p_c[1]     ; 2.4 Store result

```



```

LDBU  *+p_r[3], r_b    ; Load 4nd byte
ADD   r_a, const, temp ; 3.1 First part of op
ADD   r_b, temp, temp  ; 3.2 Second part of op
SHRU  temp, 1, temp    ; 3.3 Divide by 2 (w/truncation)
STB   temp, *+p_c[2]   ; 3.4 Store result

LDBU  *+p_r[4], r_a    ; Load 5th byte
ADD   r_b, const, temp ; 4.1 First part of op
ADD   r_a, temp, temp  ; 4.2 Second part of op
SHRU  temp, 1, temp    ; 4.3 Divide by 2 (w/truncation)
STB   temp, *+p_c[3]   ; 4.4 Store result

LDBU  *+p_r[5], r_b    ; Load 6th byte
ADD   r_a, const, temp ; 5.1 First part of op
ADD   r_b, temp, temp  ; 5.2 Second part of op
SHRU  temp, 1, temp    ; 5.3 Divide by 2 (w/truncation)
STB   temp, *+p_c[4]   ; 5.4 Store result

LDBU  *+p_r[6], r_a    ; Load 7th byte
ADD   r_b, const, temp ; 6.1 First part of op
ADD   r_a, temp, temp  ; 6.2 Second part of op
SHRU  temp, 1, temp    ; 6.3 Divide by 2 (w/truncation)
STB   temp, *+p_c[5]   ; 6.4 Store result

LDBU  *+p_r[7], r_b    ; Load 8th byte
ADD   r_a, const, temp ; 7.1 First part of op
ADD   r_b, temp, temp  ; 7.2 Second part of op
SHRU  temp, 1, temp    ; 7.3 Divide by 2 (w/truncation)
STB   temp, *+p_c[6]   ; 7.4 Store result

LDBU  *+p_r[8], r_a    ; Load 9th byte
ADD   r_b, const, temp ; 8.1 First part of op
ADD   r_a, temp, temp  ; 8.2 Second part of op
SHRU  temp, 1, temp    ; 8.3 Divide by 2 (w/truncation)
STB   temp, *+p_c[7]   ; 8.4 Store result

ADD   p_c, num_cols, p_c ; Move p_c to next row
ADD   p_r, num_cols, p_r ; Move p_r to next row

[count] SUB   count, 1, count    ; Loop back
[count] B     loop
.endproc

```



Output from Assembly Optimizer

```

;*****
;* TMS320C6x ANSI C Codegen                      Version 2.10.beta *
;* Date/Time created: Fri Aug 21 11:57:23 1998      *
;*****

;*****
;* GLOBAL FILE PARAMETERS                               *
;*                                                    *
;* Architecture      : TMS320C6200                    *
;* Endian            : Little                          *
;* Interrupt Threshold : Disabled                      *
;* Memory Model      : Small                          *
;* Speculative Load   : Threshold = 0                  *
;* Redundant Loops    : Enabled                        *
;* Pipelining         : Enabled                        *
;* Debug Info        : No Debug Info                   *
;*                                                    *
;*****

FP          .set      A15
DP          .set      B14
SP          .set      B15
           .global    $bss

; Linear Assembly version of "MC_case_b"

           .def        _MC_case_b

           .sect       ".text"
           .sect       ".text"

;*****
;* FUNCTION NAME:  _MC_case_b                               *
;*                                                    *
;* Regs Modified:  A0,A1,A3,A4,A5,A6,A7,A9,B0,B1,B2,B3,B4,B5,B6,B7, *
;*                B8,B9                                     *
;* Regs Used      :  A0,A1,A3,A4,A5,A6,A7,A8,A9,A10,B0,B1,B2,B3,B4,B5, *
;*                B6,B7,B8,B9,B10                          *
;*****
_MC_case_b:
; ** -----*
;
; _MC_case_b:  .cproc  ref, curr, r_x, c_x, r_y, c_y, num_cols, rounding
;             .reg    p_r, p_c
;             .reg    r_temp1, r_temp2, c_temp1, c_temp2
;             .reg    r_a, r_b, temp
;             .reg    count, const
;             SUB     .L1X    0x1,B10,A3    ; |9|
;
;             MV      .L1X    B3,A9        ; |9|
;             SHL     .S2     B6,0x5,B4    ; |19|  c_temp1 = c_x*NUM_COLS
;             SHL     .S1     A6,0x5,A5    ; |18|  r_temp1 = r_x*NUM_COLS
;             ADD     .D1     A8,A4,A4     ; |9|
;             ADD     .L2     B8,B4,B5     ; |9|

```




```

        ADD    .L1    A5,A4,A6    ; |24|  p_r = r_temp1 + r_temp2
||
        MV     .S1X   B4,A0      ; |19|
||
        MV     .L2X   A10,B9     ; |9|

        ADD    .L1X   A0,B5,A5   ; |25|  p_c = c_temp1 + c_temp2
||
        MV     .L2X   A6,B2      ; |30|
||
        MVK    .S2    0x8,B4     ; |30|  Loop performed 8 times

        MVC    .S2    CSR,B3     ; |30|
||
        MV     .L2X   A5,B7      ; |30|
||
        MV     .L1X   B4,A1      ; |30|

        AND    .L2    -2,B3,B4   ; |30|

        MVC    .S2    B4,CSR     ; |30|
||
        SUB    .L1    A1,1,A1    ; |30|

```

```

; *-----*
; *  SOFTWARE PIPELINE INFORMATION
; *
; *  Loop label : loop
; *  Known Minimum Trip Count      : 8
; *  Known Max Trip Count Factor   : 1
; *  Loop Carried Dependency Bound(^) : 1
; *  Unpartitioned Resource Bound  : 9
; *  Partitioned Resource Bound(*) : 9
; *  Resource Partition:
; *
; *           A-side   B-side
; *  .L units           0       0
; *  .S units           4       5
; *  .D units           9*      8
; *  .M units           0       0
; *  .X cross paths     3       6
; *  .T address paths   8       9*
; *  Long read paths    4       4
; *  Long write paths   0       0
; *  Logical ops (.LS)  3       6   (.L or .S unit)
; *  Addition ops (.LSD) 7       6   (.L or .S or .D unit)
; *  Bound(.L .S .LS)   4       6
; *  Bound(.L .S .D .LS .LSD) 8     9*
; *
; *  Searching for software pipeline schedule at ...
; *    ii = 9 Did not find schedule
; *    ii = 10 Schedule found with 2 iterations in parallel
; *  Done
; *
; *  Epilog not removed : Speculative load is beyond user threshold
; *  Speculative Load Threshold : Unknown
; *
; *-----*

```

```

L2:      ; PIPED LOOP PROLOG
; loop:      .trip 8
          LDBU   .D2T2  *+B2(3),B4 ; ^|49|  Load 4nd byte
          LDBU   .D1T2  *+A6(4),B8 ; ^|55|  Load 5th byte
          NOP
          LDBU   .D1T1  *+A6(5),A0 ; ^|61|  Load 6th byte

```



```

        LDBU    .D1T1    *+A6(6),A4    ; ^|67|    Load 7th byte
    ||    LDBU    .D2T2    *+B2(1),B1    ; ^|37|    Load 2nd byte

        LDBU    .D2T2    *+B2(2),B8    ; ^|43|    Load 3rd byte
    ||    ADD     .L2X     B4,A3,B6     ; |56|    4.1 First part of op

        ADD     .L2X     B8,A3,B6     ; |62|    5.1 First part of op
    ||    LDBU    .D2T2    *B2,B6     ; ^|35|    Load 1st byte
    ||    ADD     .S2     B8,B6,B8     ; |57|    4.2 Second part of op

        SHRU    .S2     B8,0x1,B5     ; |58|    4.3 Divide by 2 (w/tru)

        STB     .D2T2    B5,*+B7(3)    ; ^|59|    4.4 Store result
    ||    ADD     .L2X     A0,B6,B5     ; |63|    5.2 Second part of op
    ||    ADD     .S1     A0,A3,A0     ; |68|    6.1 First part of op

; ** -----*
loop:          ; PIPED LOOP KERNEL

        SHRU    .S2     B5,0x1,B5     ; |64|    5.3 Divide by 2 (w/tru)
    ||    ADD     .L1     A4,A0,A4     ; |69|    6.2 Second part of op
    ||    ADD     .S1     A4,A3,A0     ; |74|    7.1 First part of op
    ||    LDBU    .D1T1    *+A6(7),A4    ; ^|73|    Load 8th byte
    ||    ADD     .L2X     B1,A3,B6     ; |44|    2.1 First part of op
    ||    ADD     .D2     B2,B9,B2     ; ^|86|    Move p_r to next row

        LDBU    .D1T1    *+A6(8),A4    ; ^|79|    Load 9th byte
    ||    SHRU    .S1     A4,0x1,A4     ; |70|    6.3 Divide by 2 (w/tru)
    ||    ADD     .S2     B8,B6,B8     ; |45|    2.2 Second part of op
    ||    ADD     .L2X     B8,A3,B0     ; |50|    3.1 First part of op
    ||    MV     .L1X     B2,A6        ; ^|9|
    ||    LDBU    .D2T2    *+B2(3),B4    ; @ ^|49|    Load 4nd byte

        SHRU    .S2     B8,0x1,B8     ; |46|    2.3 Divide by 2 (w/tru)
    ||    ADD     .L2     B4,B0,B4     ; |51|    3.2 Second part of op
    ||    LDBU    .D1T2    *+A6(4),B8    ; @ ^|55|    Load 5th byte

    [ A1 ]    SUB     .L1     A1,0x1,A1    ; |88|    Loop back
    ||    STB     .D1T1    A4,*+A5(5)    ; ^|71|    6.4 Store result
    ||    STB     .D2T2    B8,*+B7(1)    ; ^|47|    2.4 Store result
    ||    SHRU    .S2     B4,0x1,B4     ; |52|    3.3 Divide by 2 (w/tru)
    ||    ADD     .L2X     B6,A3,B6     ; |38|    1.1 First part of op

    [ A1 ]    STB     .D2T2    B4,*+B7(2)    ; ^|53|    3.4 Store result
    ||    B       .S1     loop          ; ^|89|
    ||    ADD     .L2     B1,B6,B4     ; |39|    1.2 Second part of op
    ||    LDBU    .D1T1    *+A6(5),A0    ; @ ^|61|    Load 6th byte

        ADD     .L1     A4,A0,A0     ; |75|    7.2 Second part of op
    ||    ADD     .S1     A4,A3,A7     ; |80|    8.1 First part of op
    ||    SHRU    .S2     B4,0x1,B6     ; |40|    1.3 Divide by 2 (w/tru)
    ||    LDBU    .D1T1    *+A6(6),A4    ; @ ^|67|    Load 7th byte
    ||    LDBU    .D2T2    *+B2(1),B1    ; @ ^|37|    Load 2nd byte

        SHRU    .S1     A0,0x1,A7     ; |76|    7.3 Divide by 2 (w/tru)
    ||    ADD     .D1     A4,A7,A4     ; |81|    8.2 Second part of op

```



```

||      MV      .L1X   B6,A0      ; |9|
||      LDBU    .D2T2  *+B2(2),B8 ; @ ^|43| Load 3rd byte
||      ADD     .L2X   B4,A3,B6   ; @|56| 4.1 First part of op

      STB     .D1T1   A7,*+A5(6) ; ^|77| 7.4 Store result
||      SHRU    .S1    A4,0x1,A4  ; |82| 8.3 Divide by 2 (w/tru)
||      ADD     .L2X   B8,A3,B6   ; @|62| 5.1 First part of op
||      LDBU    .D2T2  *B2,B6    ; @ ^|35| Load 1st byte
||      ADD     .S2    B8,B6,B8   ; @|57| 4.2 Second part of op

      STB     .D1T2   B5,*+A5(4) ; ^|65| 5.4 Store result
||      ADD     .L2    B7,B9,B7   ; ^|85| Move p_c to next row
||      STB     .D2T1  A0,*B7    ; ^|41| 1.4 Store result
||      SHRU    .S2    B8,0x1,B5  ; @|58| 4.3 Divide by 2 (w/tr)

      STB     .D1T1   A4,*+A5(7) ; ^|83| 8.4 Store result
||      MV      .L1X   B7,A5     ; ^|9|
||      STB     .D2T2  B5,*+B7(3) ; @ ^|59| 4.4 Store result
||      ADD     .L2X   A0,B6,B5   ; @|63| 5.2 Second part of op
||      ADD     .S1    A0,A3,A0   ; @|68| 6.1 First part of op

; ** -----*
L4:      ; PIPED LOOP EPILOG

      SHRU    .S2    B5,0x1,B5   ; @|64| 5.3 Divide by 2 (w/tr)
||      ADD     .L1    A4,A0,A4   ; @|69| 6.2 Second part of op
||      ADD     .S1    A4,A3,A0   ; @|74| 7.1 First part of op
||      LDBU    .D1T1  *+A6(7),A4 ; @ ^|73| Load 8th byte
||      ADD     .L2X   B1,A3,B6   ; @|44| 2.1 First part of op
||      ADD     .D2    B2,B9,B2   ; @ ^|86| Move p_r to next row

      LDBU    .D1T1   *+A6(8),A4 ; @ ^|79| Load 9th byte
||      SHRU    .S1    A4,0x1,A4  ; @|70| 6.3 Divide by 2 (w/tr)
||      ADD     .S2    B8,B6,B8   ; @|45| 2.2 Second part of op
||      ADD     .L2X   B8,A3,B0   ; @|50| 3.1 First part of op
||      MV      .L1X   B2,A6     ; @ ^|9|

      SHRU    .S2    B8,0x1,B8   ; @|46| 2.3 Divide by 2 (w/tr)
||      ADD     .L2    B4,B0,B4   ; @|51| 3.2 Second part of op

      STB     .D1T1   A4,*+A5(5) ; @ ^|71| 6.4 Store result
||      STB     .D2T2  B8,*+B7(1) ; @ ^|47| 2.4 Store result
||      SHRU    .S2    B4,0x1,B4  ; @|52| 3.3 Divide by 2 (w/tr)
||      ADD     .L2X   B6,A3,B6   ; @|38| 1.1 First part of op

      STB     .D2T2   B4,*+B7(2) ; @ ^|53| 3.4 Store result
||      ADD     .L2    B1,B6,B4   ; @|39| 1.2 Second part of op

      ADD     .L1    A4,A0,A0     ; @|75| 7.2 Second part of op
||      ADD     .S1    A4,A3,A7   ; @|80| 8.1 First part of op
||      SHRU    .S2    B4,0x1,B6  ; @|40| 1.3 Divide by 2 (w/tr)

      SHRU    .S1    A0,0x1,A7   ; @|76| 7.3 Divide by 2 (w/tr)
||      ADD     .D1    A4,A7,A4   ; @|81| 8.2 Second part of op
||      MV      .L1X   B6,A0     ; @|9|

```



```

    STB      .D1T1   A7,*+A5(6)   ; @ ^|77| 7.4 Store result
||   SHRU    .S1     A4,0x1,A4   ; @|82| 8.3 Divide by 2 (w/tr)

    STB      .D1T2   B5,*+A5(4)   ; @ ^|65| 5.4 Store result
||   ADD     .L2     B7,B9,B7     ; @ ^|85| Move p_c to next row
||   STB     .D2T1   A0,*B7       ; @ ^|41| 1.4 Store result

    STB      .D1T1   A4,*+A5(7)   ; @ ^|83| 8.4 Store result
||   MV      .L1X    B7,A5        ; @ ^|9|

; ** -----*
    MVC      .S2     B3,CSR        ; |30|
    B        .S2X    A9
    NOP      5
    ; BRANCH OCCURS

;          .endproc
```



Appendix C Motion Compensation Code: Case C

C Code

```
/* Interpolate rows */
void MC_case_c(uchar ref[NUM_ROWS][NUM_COLS],
uchar curr[NUM_ROWS][NUM_COLS], const int r_x, const int c_x,
const int r_y, const int c_y, const int size,
const int rounding_type)
{
    int m, n;
    for(m=0; m<size; m++) {
        for(n=0; n<size; n++) {
            curr[c_x+m][c_y+n] = (ref[r_x+m ][r_y+n]
+ ref[r_x+m+1][r_y+n]
+ 1 - rounding_type)/2;
        }
    }
}
```

Natural C Code

```
/* Interpolate rows */
void MC_case_c(uchar ref[NUM_ROWS][NUM_COLS],
uchar curr[NUM_ROWS][NUM_COLS], const int r_x, const int c_x,
const int r_y, const int c_y, const int size,
const int rounding_type)
{
    int m, n;
    _nassert(size>=8);
    for(m=0; m<size; m++) {
        for(n=0; n<size; n++) {
            curr[c_x+m][c_y+n] = (ref[r_x+m ][r_y+n]
+ ref[r_x+m+1][r_y+n]
+ 1 - rounding_type)/2;
        }
    }
}
```

Optimized C Code

```
/* Interpolate rows */
void MC_case_c(uchar ref[NUM_ROWS][NUM_COLS],
uchar curr[NUM_ROWS][NUM_COLS], const int r_x, const int c_x,
const int r_y, const int c_y, const int size,
const int rounding_type)
{
    int m, n;
    _nassert(size>=8);
    for(m=0; m<size; m++) {
        for(n=0; n<size; n++) {
            curr[c_x+m][c_y+n] = (ref[r_x+m ][r_y+n]
+ ref[r_x+m+1][r_y+n]
+ 1 - rounding_type)>>1;
        }
    }
}
```



```
    } }  
}
```

Linear Assembly

```
; Linear Assembly version of "MC_case_c"

        .def      _MC_case_c

        .sect    ".text"

_MC_case_c:
        .cproc   ref, curr, r_x, c_x, r_y, c_y, num_cols, rounding

        .reg     p_r, p_c, ptr_temp
        .reg     r_temp1, r_temp2, c_temp1, c_temp2
        .reg     r_a, r_b, temp
        .reg     count, const

; Calculate pointers "p_c" and "p_r"

        SHL     r_x, 0x05, r_temp1      ; r_temp1 = r_x * NUM_COLS
        SHL     c_x, 0x05, c_temp1      ; c_temp1 = c_x * NUM_COLS

        ADD     r_y, ref, r_temp2       ; r_temp2 = ref + r_y
        ADD     c_y, curr, c_temp2      ; c_temp2 = curr + c_y

        ADD     r_temp1, r_temp2, p_r   ; p_r = r_temp1 + r_temp2
        ADD     c_temp1, c_temp2, p_c   ; p_c = c_temp1 + c_temp2

        SUB     1, rounding, const      ; const = 1 - rounding

; Initialize loop counter
        MVK     8, count                ; Loop performed 8 times

; Loop
loop:    .trip 8

        LDBU   *p_r++[num_cols], r_a    ; Load 1st byte

        LDBU   *p_r++[num_cols], r_b    ; Load 2nd byte
        ADD    r_a, const, temp          ; 1.1 First part of op
        ADD    r_b, temp, temp          ; 1.2 Second part of op
        SHRU   temp, 1, temp            ; 1.3 Divide by 2 (w/truncation)
        STB    temp, *p_c++[num_cols]   ; 1.4 Store result

        LDBU   *p_r++[num_cols], r_a    ; Load 3rd byte
        ADD    r_b, const, temp          ; 2.1 First part of op
        ADD    r_a, temp, temp          ; 2.2 Second part of op
        SHRU   temp, 1, temp            ; 2.3 Divide by 2 (w/truncation)
        STB    temp, *p_c++[num_cols]   ; 2.4 Store result

        LDBU   *p_r++[num_cols], r_b    ; Load 4nd byte
        ADD    r_a, const, temp          ; 3.1 First part of op
        ADD    r_b, temp, temp          ; 3.2 Second part of op
        SHRU   temp, 1, temp            ; 3.3 Divide by 2 (w/truncation)
```



```

STB    temp, *p_c++[num_cols] ; 3.4 Store result

LDBU  *p_r++[num_cols], r_a  ; Load 5th byte
ADD   r_b, const, temp      ; 4.1 First part of op
ADD   r_a, temp, temp        ; 4.2 Second part of op
SHRU  temp, 1, temp          ; 4.3 Divide by 2 (w/truncation)
STB   temp, *p_c++[num_cols] ; 4.4 Store result

LDBU  *p_r++[num_cols], r_b  ; Load 6th byte
ADD   r_a, const, temp      ; 5.1 First part of op
ADD   r_b, temp, temp        ; 5.2 Second part of op
SHRU  temp, 1, temp          ; 5.3 Divide by 2 (w/truncation)
STB   temp, *p_c++[num_cols] ; 5.4 Store result

LDBU  *p_r++[num_cols], r_a  ; Load 7th byte
ADD   r_b, const, temp      ; 6.1 First part of op
ADD   r_a, temp, temp        ; 6.2 Second part of op
SHRU  temp, 1, temp          ; 6.3 Divide by 2 (w/truncation)
STB   temp, *p_c++[num_cols] ; 6.4 Store result

LDBU  *p_r++[num_cols], r_b  ; Load 8th byte
ADD   r_a, const, temp      ; 7.1 First part of op
ADD   r_b, temp, temp        ; 7.2 Second part of op
SHRU  temp, 1, temp          ; 7.3 Divide by 2 (w/truncation)
STB   temp, *p_c++[num_cols] ; 7.4 Store result

LDBU  *p_r, r_a              ; Load 9th byte
ADD   r_b, const, temp      ; 8.1 First part of op
ADD   r_a, temp, temp        ; 8.2 Second part of op
SHRU  temp, 1, temp          ; 8.3 Divide by 2 (w/truncation)
STB   temp, *p_c++[num_cols] ; 8.4 Store result

SHL   num_cols, 0x03, ptr_temp ; Multiply by 8

SUB   p_r, ptr_temp, p_r     ; Adjust ptr to ref frame
ADD   p_r, 0x01, p_r         ; Move p_r to next col

SUB   p_c, ptr_temp, p_c     ; Adjust ptr to cur frame
ADD   p_c, 0x01, p_c         ; Move p_c to next col

[count] SUB   count, 1, count ; Loop back
[count] B     loop
.endproc

```

Output from Assembly Optimizer

```

;*****
;* TMS320C6x ANSI C Codegen                      Version 2.10.beta *
;* Date/Time created: Fri Aug 21 11:57:25 1998      *
;*****

;*****
;* GLOBAL FILE PARAMETERS                          *
;*                                                  *
;* Architecture      : TMS320C6200                *
;* Endian            : Little                      *
;* Interrupt Threshold : Disabled                  *
;*****

```



```

;*   Memory Model       : Small                *
;*   Speculative Load   : Threshold = 0        *
;*   Redundant Loops    : Enabled              *
;*   Pipelining         : Enabled              *
;*   Debug Info        : No Debug Info        *
;*
;*****
FP      .set      A15
DP      .set      B14
SP      .set      B15
        .global   $bss

; Linear Assembly version of "MC_case_c"

        .def      _MC_case_c

        .sect     ".text"
        .sect     ".text"

;*****
;* FUNCTION NAME: _MC_case_c                *
;*
;*   Regs Modified: A0,A3,A4,A5,A6,A7,A8,A9,B0,B1,B2,B4,B5,B6,B7,B8,B9*
;*   Regs Used    : A0,A3,A4,A5,A6,A7,A8,A9,A10,B0,B1,B2,B3,B4,B5,B6, *
;*                B7,B8,B9,B10              *
;*****
_MC_case_c:
; ** -----*
;
; _MC_case_c:      .cproc    ref, curr, r_x, c_x, r_y, c_y, num_cols,
;
;                  rounding
;                  .reg     p_r, p_c, ptr_temp
;                  .reg     r_temp1, r_temp2, c_temp1, c_temp2
;                  .reg     r_a, r_b, temp
;                  .reg     count, const

        SUB      .L1X    0x1,B10,A4    ; |9|
||
        SHL      .S2     B6,0x5,B4     ; |19|  c_temp1 = c_x*NUM_COLS
||
        ADD      .S1     A8,A4,A3      ; |9|
||
        ADD      .L2     B8,B4,B5      ; |9|

        MV       .L1X    B4,A0         ; |19|
||
        MVK      .S2     0x8,B0        ; |30|  Loop performed 8 times
||
        SHL      .S1     A6,0x5,A5     ; |18|  r_temp1 = r_x*NUM_COLS

        MVC      .S2     CSR,B2        ; |30|
||
        MV       .L2X    A10,B5        ; |25|
||
        ADD      .L1X    A0,B5,A9      ; |25|  p_c = c_temp1 + c_temp2
||
        ADD      .S1     A5,A3,A3      ; |24|  p_r = r_temp1 + r_temp2
||
        MV       .D1     A10,A7        ; |25|

        AND      .L2     -2,B2,B4      ; |30|

        MVC      .S2     B4,CSR        ; |30|
||
        SUB      .L2     B0,1,B0       ; |30|

```




```

;*-----*
;*   SOFTWARE PIPELINE INFORMATION
;*
;*   Loop label : loop
;*   Known Minimum Trip Count      : 8
;*   Known Max Trip Count Factor   : 1
;*   Loop Carried Dependency Bound(^) : 12
;*   Unpartitioned Resource Bound  : 9
;*   Partitioned Resource Bound(*)  : 9
;*   Resource Partition:
;*
;*           A-side   B-side
;*   .L units           0       0
;*   .S units           5       5
;*   .D units           9*      8
;*   .M units           0       0
;*   .X cross paths     4       6
;*   .T address paths   9*      8
;*   Long read paths    4       4
;*   Long write paths   0       0
;*   Logical ops (.LS)   4       6   (.L or .S unit)
;*   Addition ops (.LSD) 9       6   (.L or .S or .D unit)
;*   Bound(.L .S .LS)   5       6
;*   Bound(.L .S .D .LS .LSD) 9*   9*
;*
;*   Searching for software pipeline schedule at ...
;*   ii = 12 Did not find schedule
;*   ii = 13 Schedule found with 2 iterations in parallel
;*   Done
;*
;*   Epilog not removed : Speculative load is beyond user threshold
;*   Speculative Load Threshold : Unknown
;*
;*-----*
L2:      ; PIPED LOOP PROLOG
; loop:      .trip 8
          LDBU   .D1T1   *A3++[A7],A0 ; ^|35|  Load 1st byte
          NOP
          LDBU   .D1T1   *A3++[A7],A0 ; ^|37|  Load 2nd byte
          LDBU   .D1T1   *A3++[A7],A3 ; ^|43|  Load 3rd byte
          LDBU   .D1T1   *A3++[A7],A3 ; ^|49|  Load 4nd byte
          LDBU   .D1T1   *A3++[A7],A5 ; ^|55|  Load 5th byte

          ADD    .L1     A0,A4,A3      ; |38|  1.1 First part of op
||          MV     .L2X   A3,B4        ; ^|9|

          ADD    .L1     A0,A3,A6      ; |39|  1.2 Second part of op
||          ADD    .S1     A0,A4,A0    ; |44|  2.1 First part of op
||          LDBU   .D2T2   *B4++[B5],B6 ; ^|61|  Load 6th byte

          ADD    .L1     A3,A0,A0      ; |45|  2.2 Second part of op
||          ADD    .S1     A3,A4,A5    ; |50|  3.1 First part of op
||          LDBU   .D2T2   *B4++[B5],B7 ; ^|67|  Load 7th byte

          SHL    .S2     B5,0x3,B9     ; |85|  Multiply by 8
||          ADD    .D1     A3,A5,A6    ; |51|  3.2 Second part of op
||          SHRU   .S1     A6,0x1,A8   ; |40|  1.3 Divide by 2 (w/tru)
||          LDBU   .D2T2   *B4++[B5],B8 ; ^|73|  Load 8th byte

```



```

; ** -----*
loop:      ; PIPED LOOP KERNEL

          STB      .D1T1  A8,*A9++[A7] ; ^|41|  1.4 Store result
||
          SHRU     .S1    A0,0x1,A8   ; |46|  2.3 Divide by 2 (w/tru)
||
          ADD      .L1    A5,A4,A0    ; |62|  5.1 First part of op
||
          SUB      .L2    B4,B9,B4    ; ^|87|  Adjust ptr to ref fra
||
          LDBU     .D2T2  *B4,B7     ; |79|  Load 9th byte

          SHRU     .S1    A6,0x1,A6   ; |52|  3.3 Divide by 2 (w/tru)
||
          STB      .D1T1  A8,*A9++[A7] ; ^|47|  2.4 Store result
||
          ADD      .L1    A3,A4,A3    ; |56|  4.1 First part of op
||
          ADD      .L2    0x1,B4,B4   ; ^|88|  Move p_r to next col

          STB      .D1T1  A6,*A9++[A7] ; ^|53|  3.4 Store result
||
          ADD      .S1    A5,A3,A0    ; |57|  4.2 Second part of op
||
          ADD      .L2X   B6,A0,B4    ; |63|  5.2 Second part of op
||
          MV       .L1X   B4,A3       ; ^|9|

          ADD      .L2X   B7,A4,B6    ; |74|  7.1 First part of op
||
          SHRU     .S2    B4,0x1,B4   ; |64|  5.3 Divide by 2 (w/tru)
||
          SHRU     .S1    A0,0x1,A5   ; |58|  4.3 Divide by 2 (w/tru)
||
          ADD      .L1X   B6,A4,A0    ; |68|  6.1 First part of op
||
          LDBU     .D1T1  *A3++[A7],A0 ; @ ^|35| Load 1st byte

          ADD      .S2    B8,B6,B6    ; |75|  7.2 Second part of op
||
          ADD      .L1X   B8,A4,A0    ; |80|  8.1 First part of op
||
          STB      .D1T1  A5,*A9++[A7] ; ^|59|  4.4 Store result
||
          ADD      .L2X   B7,A0,B8    ; |69|  6.2 Second part of op

          [ B0]    SUB      .D2    B0,0x1,B0 ; |93|  Loop back
||
          MV       .L2X   A9,B1       ; ^|9|
||
          SHRU     .S2    B8,0x1,B8   ; |70|  6.3 Divide by 2 (w/tru)
||
          LDBU     .D1T1  *A3++[A7],A0 ; @ ^|37| Load 2nd byte

          ADD      .L2X   B7,A0,B6    ; |81|  8.2 Second part of op
||
          SHRU     .S2    B6,0x1,B4   ; |76|  7.3 Divide by 2 (w/tru)
||
          STB      .D2T2  B4,*B1++[B5] ; ^|65|  5.4 Store result
||
          LDBU     .D1T1  *A3++[A7],A3 ; @ ^|43| Load 3rd byte

          SHRU     .S2    B6,0x1,B6   ; |82|  8.3 Divide by 2 (w/tru)
||
          [ B0]    B        .S1    loop ; ^|94|
||
          STB      .D2T2  B8,*B1++[B5] ; ^|71|  6.4 Store result
||
          LDBU     .D1T1  *A3++[A7],A3 ; @ ^|49| Load 4nd byte

          STB      .D2T2  B4,*B1++[B5] ; ^|77|  7.4 Store result
||
          LDBU     .D1T1  *A3++[A7],A5 ; @ ^|55| Load 5th byte

          STB      .D2T2  B6,*B1++[B5] ; ^|83|  8.4 Store result
||
          ADD      .L1    A0,A4,A3    ; @|38|  1.1 First part of op
||
          MV       .L2X   A3,B4       ; @ ^|9|

          SUB      .L2    B1,B9,B6    ; ^|90|  Adjust ptr to cur fra
||
          ADD      .L1    A0,A3,A6    ; @|39|  1.2 Second part of op
||
          ADD      .S1    A0,A4,A0    ; @|44|  2.1 First part of op
||
          LDBU     .D2T2  *B4++[B5],B6 ; @ ^|61| Load 6th byte

```



```

    ADD    .L2    0x1,B6,B1    ; ^|91|  Move p_c to next col
||
    ADD    .L1    A3,A0,A0    ; @|45|  2.2 Second part of op
||
    ADD    .S1    A3,A4,A5    ; @|50|  3.1 First part of op
||
    LDBU   .D2T2  *B4++[B5],B7 ; @ ^|67|  Load 7th byte

    MV     .L1X   B1,A9       ; ^|9|
||
    SHL    .S2    B5,0x3,B9   ; @|85|  Multiply by 8
||
    ADD    .D1    A3,A5,A6    ; @|51|  3.2 Second part of op
||
    SHRU   .S1    A6,0x1,A8   ; @|40|  1.3 Divide by 2 (w/tr)
||
    LDBU   .D2T2  *B4++[B5],B8 ; @ ^|73|  Load 8th byte

; ** -----*
L4:      ; PIPED LOOP EPILOG

    STB    .D1T1  A8,*A9++[A7] ; @ ^|41|  1.4 Store result
||
    SHRU   .S1    A0,0x1,A8   ; @|46|  2.3 Divide by 2 (w/tr)
||
    ADD    .L1    A5,A4,A0    ; @|62|  5.1 First part of op
||
    SUB    .L2    B4,B9,B4    ; @ ^|87|  Adjust ptr to ref fr
||
    LDBU   .D2T2  *B4,B7     ; @|79|  Load 9th byte

    SHRU   .S1    A6,0x1,A6   ; @|52|  3.3 Divide by 2 (w/tr)
||
    STB    .D1T1  A8,*A9++[A7] ; @ ^|47|  2.4 Store result
||
    ADD    .L1    A3,A4,A3    ; @|56|  4.1 First part of op
||
    ADD    .L2    0x1,B4,B4   ; @ ^|88|  Move p_r to next col

    STB    .D1T1  A6,*A9++[A7] ; @ ^|53|  3.4 Store result
||
    ADD    .S1    A5,A3,A0    ; @|57|  4.2 Second part of op
||
    ADD    .L2X   B6,A0,B4    ; @|63|  5.2 Second part of op
||
    MV     .L1X   B4,A3       ; @ ^|9|

    ADD    .L2X   B7,A4,B6    ; @|74|  7.1 First part of op
||
    SHRU   .S2    B4,0x1,B4   ; @|64|  5.3 Divide by 2 (w/tr)
||
    SHRU   .S1    A0,0x1,A5   ; @|58|  4.3 Divide by 2 (w/tr)
||
    ADD    .L1X   B6,A4,A0    ; @|68|  6.1 First part of op

    ADD    .S2    B8,B6,B6    ; @|75|  7.2 Second part of op
||
    ADD    .L1X   B8,A4,A0    ; @|80|  8.1 First part of op
||
    STB    .D1T1  A5,*A9++[A7] ; @ ^|59|  4.4 Store result
||
    ADD    .L2X   B7,A0,B8    ; @|69|  6.2 Second part of op

    MV     .L2X   A9,B1       ; @ ^|9|
||
    SHRU   .S2    B8,0x1,B8   ; @|70|  6.3 Divide by 2 (w/tr)

    ADD    .L2X   B7,A0,B6    ; @|81|  8.2 Second part of op
||
    SHRU   .S2    B6,0x1,B4   ; @|76|  7.3 Divide by 2 (w/tr)
||
    STB    .D2T2  B4,*B1++[B5] ; @ ^|65|  5.4 Store result

    SHRU   .S2    B6,0x1,B6   ; @|82|  8.3 Divide by 2 (w/tr)
||
    STB    .D2T2  B8,*B1++[B5] ; @ ^|71|  6.4 Store result

    STB    .D2T2  B4,*B1++[B5] ; @ ^|77|  7.4 Store result
    STB    .D2T2  B6,*B1++[B5] ; @ ^|83|  8.4 Store result
    SUB    .L2    B1,B9,B6    ; @ ^|90|  Adjust ptr to cur fr
    ADD    .L2    0x1,B6,B1    ; @ ^|91|  Move p_c to next col
    MV     .L1X   B1,A9       ; @ ^|9|

; ** -----*

```



```
MVC      .S2      B2, CSR      ; |30|
B        .S2      B3
NOP
; BRANCH OCCURS

;          .endproc
```

Appendix D Motion Compensation Code: Case D

C Code

```
/* Interpolate rows and columns */
void MC_case_d(uchar ref[NUM_ROWS][NUM_COLS],
uchar curr[NUM_ROWS][NUM_COLS], const int r_x, const int c_x,
const int r_y, const int c_y, const int size,
const int rounding_type)
{
    int m, n;
    for(m=0; m<size; m++) {
        for(n=0; n<size; n++) {
            curr[c_x+m][c_y+n] = (ref[r_x+m ][r_y+n ]
+ ref[r_x+m ][r_y+n+1]
+ ref[r_x+m+1][r_y+n ]
+ ref[r_x+m+1][r_y+n+1]
+ 2 - rounding_type)>>2;
        } }
}
```

Natural C Code

```
/* Interpolate rows and columns */
void MC_case_d(uchar ref[NUM_ROWS][NUM_COLS],
uchar curr[NUM_ROWS][NUM_COLS], const int r_x, const int c_x,
const int r_y, const int c_y, const int size,
const int rounding_type)
{
    int m, n;
    _nassert(size>=8);
    for(m=0; m<size; m++) {
        for(n=0; n<size; n++) {
            curr[c_x+m][c_y+n] = (ref[r_x+m ][r_y+n ]
+ ref[r_x+m ][r_y+n+1]
+ ref[r_x+m+1][r_y+n ]
+ ref[r_x+m+1][r_y+n+1]
+ 2 - rounding_type)/4;
        } }
}
```

Optimized C Code

```
/* Interpolate rows and columns */
void MC_case_d(uchar ref[NUM_ROWS][NUM_COLS],
uchar curr[NUM_ROWS][NUM_COLS], const int r_x, const int c_x,
const int r_y, const int c_y, const int size,
const int rounding_type)
{
    int m, n;
    _nassert(size>=8);
    for(m=0; m<size; m++) {
```



```

for(n=0; n<size; n++) {
    curr[c_x+m][c_y+n] = (ref[r_x+m ][r_y+n ]
                        + ref[r_x+m ][r_y+n+1]
                        + ref[r_x+m+1][r_y+n ]
                        + ref[r_x+m+1][r_y+n+1]
                        + 2 - rounding_type)>>2;
} }
}

```

Linear Assembly

```

; Linear Assembly version of "MC_case_d"

.def      _MC_case_d
.sect     ".text"

_MC_case_d:   .cproc    ref, curr, r_x, c_x, r_y, c_y, num_cols,
rounding

    .reg     p_r, p_r1, p_r2, p_c
    .reg     r_temp1, r_temp2, c_temp1, c_temp2
    .reg     r_a1, r_a2, r_b1, r_b2, temp, temp1, temp2
    .reg     count, const, ptr_temp

; Calculate pointers "p_c" and "p_r"

    SHL     r_x, 0x05, r_temp1      ; r_temp1 = r_x * NUM_COLS
    SHL     c_x, 0x05, c_temp1     ; c_temp1 = c_x * NUM_COLS

    ADD     r_y, ref, r_temp2      ; r_temp2 = ref + r_y
    ADD     c_y, curr, c_temp2     ; c_temp2 = curr + c_y

    ADD     r_temp1, r_temp2, p_r   ; p_r = r_temp1 + r_temp2
    ADD     c_temp1, c_temp2, p_c   ; p_c = c_temp1 + c_temp2

    SUB     2, rounding, const     ; const = 2 - rounding

; Initialize loop counter
    MVK     8, count               ; Loop performed 8 times
    MV      p_r, p_r1
    ADD     p_r, num_cols, p_r2

; Loop
loop:   .trip 8

    LDBU   *+p_r1[0], r_a1         ; Load 1st byte/1st pair
    LDBU   *+p_r2[0], r_a2         ; Load 2nd byte/1st pair
    ADD    r_a1, r_a2, temp1

    LDBU   *+p_r1[1], r_b1         ; Load 1st byte/2nd pair
    LDBU   *+p_r2[1], r_b2         ; Load 2nd byte/2nd pair
    ADD    temp1, const, temp1     ; 1.1 First part of op
    ADD    r_b1, r_b2, temp2       ; 1.2 Second part of op
    ADD    temp1, temp2, temp      ; 1.3 Third part of op
    SHRU   temp, 2, temp           ; 1.4 Divide by 4 (w/truncation)
    STB    temp, *+p_c[0]         ; 1.5 Store result

```



```

LDBU  *+p_r1[2], r_a1      ; Load 1st byte/3rd pair
LDBU  *+p_r2[2], r_a2      ; Load 2nd byte/3rd pair
ADD   temp2, const, temp2  ; 2.1 First part of op
ADD   r_a1, r_a2, temp1    ; 2.2 Second part of op
ADD   temp1, temp2, temp   ; 2.3 Third part of op
SHRU  temp, 2, temp        ; 2.4 Divide by 4 (w/truncation)
STB   temp, *+p_c[1]       ; 2.5 Store result

LDBU  *+p_r1[3], r_b1      ; Load 1st byte/4th pair
LDBU  *+p_r2[3], r_b2      ; Load 2nd byte/4th pair
ADD   temp1, const, temp1  ; 3.1 First part of op
ADD   r_b1, r_b2, temp2    ; 3.2 Second part of op
ADD   temp1, temp2, temp   ; 3.3 Third part of op
SHRU  temp, 2, temp        ; 3.4 Divide by 4 (w/truncation)
STB   temp, *+p_c[2]       ; 3.5 Store result

LDBU  *+p_r1[4], r_a1      ; Load 1st byte/5th pair
LDBU  *+p_r2[4], r_a2      ; Load 2nd byte/5th pair
ADD   temp2, const, temp2  ; 4.1 First part of op
ADD   r_a1, r_a2, temp1    ; 4.2 Second part of op
ADD   temp1, temp2, temp   ; 4.3 Third part of op
SHRU  temp, 2, temp        ; 4.4 Divide by 4 (w/truncation)
STB   temp, *+p_c[3]       ; 4.5 Store result

LDBU  *+p_r1[5], r_b1      ; Load 1st byte/6th pair
LDBU  *+p_r2[5], r_b2      ; Load 2nd byte/6th pair
ADD   temp1, const, temp1  ; 5.1 First part of op
ADD   r_b1, r_b2, temp2    ; 5.2 Second part of op
ADD   temp1, temp2, temp   ; 5.3 Third part of op
SHRU  temp, 2, temp        ; 5.4 Divide by 4 (w/truncation)
STB   temp, *+p_c[4]       ; 5.5 Store result

LDBU  *+p_r1[6], r_a1      ; Load 1st byte/7th pair
LDBU  *+p_r2[6], r_a2      ; Load 2nd byte/7th pair
ADD   temp2, const, temp2  ; 6.1 First part of op
ADD   r_a1, r_a2, temp1    ; 6.2 Second part of op
ADD   temp1, temp2, temp   ; 6.3 Third part of op
SHRU  temp, 2, temp        ; 6.4 Divide by 4 (w/truncation)
STB   temp, *+p_c[5]       ; 6.5 Store result

LDBU  *+p_r1[7], r_b1      ; Load 1st byte/8th pair
LDBU  *+p_r2[7], r_b2      ; Load 2nd byte/8th pair
ADD   temp1, const, temp1  ; 7.1 First part of op
ADD   r_b1, r_b2, temp2    ; 7.2 Second part of op
ADD   temp1, temp2, temp   ; 7.3 Third part of op
SHRU  temp, 2, temp        ; 7.4 Divide by 4 (w/truncation)
STB   temp, *+p_c[6]       ; 7.5 Store result

LDBU  *+p_r1[8], r_a1      ; Load 1st byte/9th pair
LDBU  *+p_r2[8], r_a2      ; Load 2nd byte/9th pair
ADD   temp2, const, temp2  ; 8.1 First part of op
ADD   r_a1, r_a2, temp1    ; 8.2 Second part of op
ADD   temp1, temp2, temp   ; 8.3 Third part of op
SHRU  temp, 2, temp        ; 8.4 Divide by 4 (w/truncation)
STB   temp, *+p_c[7]       ; 8.5 Store result

ADD   p_r1, num_cols, p_r1 ; Move p_r1 to next col
ADD   p_r2, num_cols, p_r2 ; Move p_r2 to next col

```



```

                ADD    p_c, num_cols, p_c    ; Move p_c to next col

    [count] SUB    count, 1, count          ; Loop back
    [count] B      loop
                .endproc

```

Output from Assembly Optimizer

```

;*****
;* TMS320C6x ANSI C Codegen                Version 2.10.beta *
;* Date/Time created: Fri Aug 21 11:57:27 1998             *
;*****

;*****
;* GLOBAL FILE PARAMETERS                               *
;*                                                     *
;* Architecture      : TMS320C6200                    *
;* Endian             : Little                          *
;* Interrupt Threshold : Disabled                       *
;* Memory Model       : Small                           *
;* Speculative Load   : Threshold = 0                  *
;* Redundant Loops    : Enabled                         *
;* Pipelining         : Enabled                         *
;* Debug Info        : No Debug Info                   *
;*                                                     *
;*****

FP      .set      A15
DP      .set      B14
SP      .set      B15
        .global   $bss

; Linear Assembly version of "MC_case_d"

        .def      _MC_case_d

        .sect     ".text"
        .sect     ".text"

;*****
;* FUNCTION NAME: _MC_case_d                            *
;*                                                     *
;* Regs Modified: A0,A1,A2,A3,A4,A5,A6,A7,A8,A9,A10,A11,A12,A13,A14,*
;*               B0,B1,B2,B3,B4,B5,B6,B7,B8,B9,B10,B11,SP  *
;* Regs Used:     A0,A1,A2,A3,A4,A5,A6,A7,A8,A9,A10,A11,A12,A13,A14,*
;*               B0,B1,B2,B3,B4,B5,B6,B7,B8,B9,B10,B11,SP  *
;*****
_MC_case_d:
;** -----*
;
; _MC_case_d:      .cproc      ref, curr, r_x, c_x, r_y, c_y, num_cols,
                  rounding
;                .reg      p_r, p_r1, p_r2, p_c
;                .reg      r_temp1, r_temp2, c_temp1, c_temp2
;                .reg      r_a1, r_a2, r_b1, r_b2, temp, temp1, temp2
;                .reg      count, const, ptr_temp
                  STW      .D2T2   B11,*SP--(32); |9|

```




```

                STW      .D2T1   A10,*+SP(4) ; |9|
                STW      .D2T2   B3,*+SP(24) ; |9|

                STW      .D2T2   B10,*+SP(28) ; |9|
||             SHL      .S1      A6,0x5,A3   ; |18|  r_temp1 = r_x*NUM_COLS
||             ADD      .L1      A8,A4,A0    ; |9|

                STW      .D2T1   A11,*+SP(8)  ; |9|
||             ADD      .L1      A3,A0,A3    ; |24|  p_r = r_temp1 + r_temp2
||             SHL      .S2      B6,0x5,B4   ; |19|  c_temp1 = c_x*NUM_COLS
||             ADD      .L2      B8,B4,B5    ; |9|

                MV       .L2X     A3,B1       ; |32|
||             MV       .L1X     B4,A0       ; |24|
||             ADD      .S1      A3,A10,A6   ; |24|
||             STW      .D2T1     A14,*+SP(20); |9|

                ADD      .L1X     A0,B5,A10   ; |25|  p_c = c_temp1 + c_temp2
||             MV       .L2X     A6,B3       ; |32|
||             STW      .D2T1     A13,*+SP(16); |9|
||             MVK      .S2      0x8,B0     ; |30|  Loop performed 8 times
||             MV       .S1      A10,A2     ; |24|

                MVC      .S2      CSR,B11     ; |32|
||             MV       .L2X     A10,B10    ; |32|
||             SUB      .L1X     0x2,B10,A11 ; |9|
||             STW      .D2T1     A12,*+SP(12); |9|

                AND      .L2      -2,B11,B4   ; |32|

                MVC      .S2      B4,CSR     ; |32|
||             SUB      .L2      B0,2,B0    ; |32|

```

```

; *-----*
; *   SOFTWARE PIPELINE INFORMATION
; *
; *   Loop label : loop
; *   Known Minimum Trip Count           : 8
; *   Known Max Trip Count Factor        : 1
; *   Loop Carried Dependency Bound(^)   : 1
; *   Unpartitioned Resource Bound      : 13
; *   Partitioned Resource Bound(*)      : 13
; *   Resource Partition:
; *
; *           A-side   B-side
; *   .L units           0       0
; *   .S units           5       4
; *   .D units          13*     13*
; *   .M units           0       0
; *   .X cross paths     8       8
; *   .T address paths   13*    13*
; *   Long read paths    6       2
; *   Long write paths   0       0
; *   Logical ops (.LS)   8       8   (.L or .S unit)
; *   Addition ops (.LSD) 12     4   (.L or .S or .D unit)
; *   Bound(.L .S .LS)   7       6
; *   Bound(.L .S .D .LS .LSD) 13*  10
; *

```



```

;*      Searching for software pipeline schedule at ...
;*      ii = 13 Schedule found with 3 iterations in parallel
;*      Done
;*
;*      Epilog not removed : Speculative load is beyond user threshold
;*      Speculative Load Threshold : Unknown
;*
;*-----*
L2:      ; PIPED LOOP PROLOG
; loop:      .trip 8

          LDBU      .D2T2      *+B1(8),B7      ; ^|97|      Load 1st byte/9th pai
||        LDBU      .D1T1      *+A6(3),A3      ; ^|58|      Load 2nd byte/4th pai

          LDBU      .D2T2      *+B3(1),B4      ; ^|42|      Load 2nd byte/2nd pai

          LDBU      .D2T2      *+B1(7),B5      ; ^|89|      Load 1st byte/8th pai
||        LDBU      .D1T1      *+A6(7),A4      ; ^|90|      Load 2nd byte/8th pai

          LDBU      .D2T2      *+B1(6),B2      ; ^|81|      Load 1st byte/7th pai
||        LDBU      .D1T1      *+A6(4),A4      ; ^|66|      Load 2nd byte/5th pai

          LDBU      .D2T2      *+B1(5),B5      ; ^|73|      Load 1st byte/6th pai
||        LDBU      .D1T1      *+A6(5),A7      ; ^|74|      Load 2nd byte/6th pai

          LDBU      .D2T2      *+B1(4),B5      ; ^|65|      Load 1st byte/5th pai
||        LDBU      .D1T1      *+A6(2),A7      ; ^|50|      Load 2nd byte/3rd pai

          LDBU      .D2T2      *+B1(3),B6      ; ^|57|      Load 1st byte/4th pai
||        LDBU      .D1T1      *+A6(6),A4      ; ^|82|      Load 2nd byte/7th pai
||        LDBU      .D2T2      *+B1(2),B8      ; ^|49|      Load 1st byte/3rd pai
||        ADD       .L1X      B5,A4,A1      ; |92|      7.2 Second part of op
||        LDBU      .D1T1      *+A6(8),A3      ; ^|98|      Load 2nd byte/9th pai

          LDBU      .D2T2      *B1,B8      ; ^|37|      Load 1st byte/1st pai
||        ADD       .L1      A1,A11,A9      ; |99|      8.1 First part of op

          ADD       .L1X      B5,A7,A8      ; |76|      5.2 Second part of op
||        LDBU      .D2T2      *+B1(1),B7      ; ^|41|      Load 1st byte/2nd pai

          ADD       .L2X      B5,A4,B5      ; |68|      4.2 Second part of op
||        ADD       .L1      A8,A11,A5      ; |83|      6.1 First part of op
||        LDBU      .D2T2      *B3,B5      ; ^|38|      Load 2nd byte/1st pai
||        ADD       .S1      A6,A2,A6      ; ^|106|     Move p_r2 to next co

          ADD       .L2X      B5,A11,B6      ; |75|      5.1 First part of op
||        ADD       .L1X      B6,A3,A0      ; |60|      3.2 Second part of op

          ADD       .S1      A0,A11,A7      ; |67|      4.1 First part of op
||        ADD       .L2X      B1,A2,B1      ; ^|105|     Move p_r1 to next co
||        ADD       .L1X      B8,A7,A12     ; |52|      2.2 Second part of op

          MV        .L2X      A6,B3      ; ^|9|
||        ADD       .S1      A12,A11,A14     ; |59|      3.1 First part of op
||        ADD       .L1X      B7,A3,A3      ; |100|     8.2 Second part of op
||        LDBU      .D2T2      *+B1(8),B7      ; @ ^|97|     Load 1st byte/9th pa
||        LDBU      .D1T1      *+A6(3),A3      ; @ ^|58|     Load 2nd byte/4th pa

```



```

ADD      .L2X    B5,A7,B7      ; |69| 4.3 Third part of op
||
ADD      .S2     B7,B4,B4      ; |44| 1.2 Second part of op
||
ADD      .L1     A3,A9,A3      ; |101| 8.3 Third part of op
||
LDBU     .D2T2   *+B3(1),B4    ; @ ^|42| Load 2nd byte/2nd pa

ADD      .S2     B8,B5,B5      ; |39|
||
ADD      .L1     A14,A0,A0     ; |61| 3.3 Third part of op
||
SHRU     .S1     A3,0x2,A13    ; |102| 8.4 Divide by 4 (w/tr)
||
LDBU     .D2T2   *+B1(7),B5    ; @ ^|89| Load 1st byte/8th pa
||
LDBU     .D1T1   *+A6(7),A4    ; @ ^|90| Load 2nd byte/8th pa

```

;** -----*

loop: ; PIPED LOOP KERNEL

```

SHRU     .S2     B7,0x2,B8     ; |70| 4.4 Divide by 4 (w/tru)
||
ADD      .L1X    B4,A11,A0     ; |51| 2.1 First part of op
||
ADD      .L2X    B5,A11,B5     ; |43| 1.1 First part of op
||
SHRU     .S1     A0,0x2,A7     ; |62| 3.4 Divide by 4 (w/tru)
||
LDBU     .D2T2   *+B1(6),B2    ; @ ^|81| Load 1st byte/7th pa
||
LDBU     .D1T1   *+A6(4),A4    ; @ ^|66| Load 2nd byte/5th pa

```

```

ADD      .L2X    B6,A8,B5     ; |77| 5.3 Third part of op
||
ADD      .L1X    B2,A4,A9     ; |84| 6.2 Second part of op
||
ADD      .S1     A12,A0,A0     ; |53| 2.3 Third part of op
||
ADD      .S2     B5,B4,B4     ; |45| 1.3 Third part of op
||
LDBU     .D2T2   *+B1(5),B5    ; @ ^|73| Load 1st byte/6th pa
||
LDBU     .D1T1   *+A6(5),A7    ; @ ^|74| Load 2nd byte/6th pa

```

```

ADD      .L1     A9,A11,A0     ; |91| 7.1 First part of op
||
SHRU     .S1     A0,0x2,A12    ; |54| 2.4 Divide by 4 (w/tru)
||
SHRU     .S2     B4,0x2,B6     ; |46| 1.4 Divide by 4 (w/tru)
||
LDBU     .D2T2   *+B1(4),B5    ; @ ^|65| Load 1st byte/5th pa
||
LDBU     .D1T1   *+A6(2),A7    ; @ ^|50| Load 2nd byte/3rd pa

```

```

SHRU     .S2     B5,0x2,B9     ; |78| 5.4 Divide by 4 (w/tru)
||
ADD      .S1     A0,A1,A8     ; |93| 7.3 Third part of op
||
MV       .L1X    B6,A0        ; |9|
||
LDBU     .D2T2   *+B1(3),B6    ; @ ^|57| Load 1st byte/4th pa
||
LDBU     .D1T1   *+A6(6),A4    ; @ ^|82| Load 2nd byte/7th pa

```

```

SHRU     .S1     A8,0x2,A8     ; |94| 7.4 Divide by 4 (w/tru)
||
LDBU     .D2T2   *+B1(2),B8    ; @ ^|49| Load 1st byte/3rd pa
||
ADD      .L1X    B5,A4,A1     ; @|92| 7.2 Second part of op
||
LDBU     .D1T1   *+A6(8),A3    ; @ ^|98| Load 2nd byte/9th pa

```

```

ADD      .S1     A9,A5,A5     ; |85| 6.3 Third part of op
||
STB      .D1T1   A7,*+A10(2)   ; ^|63| 3.5 Store result
||
LDBU     .D2T2   *B1,B8       ; @ ^|37| Load 1st byte/1st pa
||
ADD      .L1     A1,A11,A9     ; @|99| 8.1 First part of op

```

```

[ B0]   SUB      .L2     B0,0x1,B0 ; |109| Loop back
||
SHRU     .S1     A5,0x2,A5     ; |86| 6.4 Divide by 4 (w/tru)
||
STB      .D1T1   A8,*+A10(6)   ; ^|95| 7.5 Store result
||
ADD      .L1X    B5,A7,A8     ; @|76| 5.2 Second part of op
||
LDBU     .D2T2   *+B1(1),B7    ; @ ^|41| Load 1st byte/2nd pa

```



```

|| [ B0] STB      .D1T1  A5, *+A10(5) ; ^|87| 6.5 Store result
||      B      .S2    loop      ; ^|110|
||      ADD     .L2X   B5,A4,B5  ; @|68| 4.2 Second part of op
||      ADD     .L1    A8,A11,A5  ; @|83| 6.1 First part of op
||      LDBU    .D2T2  *B3,B5    ; @ ^|38| Load 2nd byte/1st pa
||      ADD     .S1    A6,A2,A6   ; @ ^|106| Move p_r2 to next c

||      STB     .D1T2  B8, *+A10(3) ; ^|71| 4.5 Store result
||      STB     .D2T1  A0, *B10   ; ^|47| 1.5 Store result
||      ADD     .L2X   B5,A11,B6  ; @|75| 5.1 First part of op
||      ADD     .L1X   B6,A3,A0   ; @|60| 3.2 Second part of op

||      STB     .D1T2  B9, *+A10(4) ; ^|79| 5.5 Store result
||      STB     .D2T1  A12, *+B10(1) ; ^|55| 2.5 Store result
||      ADD     .S1    A0,A11,A7   ; @|67| 4.1 First part of op
||      ADD     .L2X   B1,A2,B1   ; @ ^|105| Move p_r1 to next c
||      ADD     .L1X   B8,A7,A12  ; @|52| 2.2 Second part of op

||      MV      .L2X   A6,B3      ; @ ^|9|
||      ADD     .S1    A12,A11,A14 ; @|59| 3.1 First part of op
||      ADD     .L1X   B7,A3,A3   ; @|100| 8.2 Second part of op
||      LDBU    .D2T2  *+B1(8),B7 ; @@ ^|97| Load 1st byte/9th p
||      LDBU    .D1T1  *+A6(3),A3 ; @@ ^|58| Load 2nd byte/4th p

||      ADD     .S1    A10,A2,A10  ; ^|107| Move p_c to next co
||      STB     .D1T1  A13, *+A10(7) ; ^|103| 8.5 Store result
||      ADD     .L2X   B5,A7,B7   ; @|69| 4.3 Third part of op
||      ADD     .S2    B7,B4,B4   ; @|44| 1.2 Second part of op
||      ADD     .L1    A3,A9,A3   ; @|101| 8.3 Third part of op
||      LDBU    .D2T2  *+B3(1),B4 ; @@ ^|42| Load 2nd byte/2nd p

||      MV      .L2X   A10,B10    ; ^|9|
||      ADD     .S2    B8,B5,B5   ; @|39|
||      ADD     .L1    A14,A0,A0   ; @|61| 3.3 Third part of op
||      SHRUI   .S1    A3,0x2,A13 ; @|102| 8.4 Divide by 4 (w/t)
||      LDBU    .D2T2  *+B1(7),B5 ; @@ ^|89| Load 1st byte/8th p
||      LDBU    .D1T1  *+A6(7),A4 ; @@ ^|90| Load 2nd byte/8th p

; ** -----*
L4:      ; PIPED LOOP EPILOG

||      SHRUI   .S2    B7,0x2,B8  ; @|70| 4.4 Divide by 4 (w/tr)
||      ADD     .L1X   B4,A11,A0   ; @|51| 2.1 First part of op
||      ADD     .L2X   B5,A11,B5  ; @|43| 1.1 First part of op
||      SHRUI   .S1    A0,0x2,A7   ; @|62| 3.4 Divide by 4 (w/tr)
||      LDBU    .D2T2  *+B1(6),B2 ; @@ ^|81| Load 1st byte/7th p
||      LDBU    .D1T1  *+A6(4),A4 ; @@ ^|66| Load 2nd byte/5th p

||      ADD     .L2X   B6,A8,B5   ; @|77| 5.3 Third part of op
||      ADD     .L1X   B2,A4,A9   ; @|84| 6.2 Second part of op
||      ADD     .S1    A12,A0,A0   ; @|53| 2.3 Third part of op
||      ADD     .S2    B5,B4,B4   ; @|45| 1.3 Third part of op
||      LDBU    .D2T2  *+B1(5),B5 ; @@ ^|73| Load 1st byte/6th p
||      LDBU    .D1T1  *+A6(5),A7 ; @@ ^|74| Load 2nd byte/6th p

||      ADD     .L1    A9,A11,A0   ; @|91| 7.1 First part of op
||      SHRUI   .S1    A0,0x2,A12 ; @|54| 2.4 Divide by 4 (w/tr)

```



	SHRU	.S2	B4,0x2,B6	; @ 46	1.4 Divide by 4 (w/tr)
	LDBU	.D2T2	*+B1(4),B5	; @@ ^ 65	Load 1st byte/5th p
	LDBU	.D1T1	*+A6(2),A7	; @@ ^ 50	Load 2nd byte/3rd p
	SHRU	.S2	B5,0x2,B9	; @ 78	5.4 Divide by 4 (w/tr)
	ADD	.S1	A0,A1,A8	; @ 93	7.3 Third part of op
	MV	.L1X	B6,A0	; @ 9	
	LDBU	.D2T2	*+B1(3),B6	; @@ ^ 57	Load 1st byte/4th p
	LDBU	.D1T1	*+A6(6),A4	; @@ ^ 82	Load 2nd byte/7th p
	SHRU	.S1	A8,0x2,A8	; @ 94	7.4 Divide by 4 (w/tr)
	LDBU	.D2T2	*+B1(2),B8	; @@ ^ 49	Load 1st byte/3rd p
	ADD	.L1X	B5,A4,A1	; @@ 92	7.2 Second part of op
	LDBU	.D1T1	*+A6(8),A3	; @@ ^ 98	Load 2nd byte/9th p
	ADD	.S1	A9,A5,A5	; @ 85	6.3 Third part of op
	STB	.D1T1	A7,*+A10(2)	; @ ^ 63	3.5 Store result
	LDBU	.D2T2	*B1,B8	; @@ ^ 37	Load 1st byte/1st p
	ADD	.L1	A1,A11,A9	; @@ 99	8.1 First part of op
	SHRU	.S1	A5,0x2,A5	; @ 86	6.4 Divide by 4 (w/tr)
	STB	.D1T1	A8,*+A10(6)	; @ ^ 95	7.5 Store result
	ADD	.L1X	B5,A7,A8	; @@ 76	5.2 Second part of op
	LDBU	.D2T2	*+B1(1),B7	; @@ ^ 41	Load 1st byte/2nd p
	STB	.D1T1	A5,*+A10(5)	; @ ^ 87	6.5 Store result
	ADD	.L2X	B5,A4,B5	; @@ 68	4.2 Second part of op
	ADD	.L1	A8,A11,A5	; @@ 83	6.1 First part of op
	LDBU	.D2T2	*B3,B5	; @@ ^ 38	Load 2nd byte/1st p
	ADD	.S1	A6,A2,A6	; @@ ^ 106	Move p_r2 to next
	STB	.D1T2	B8,*+A10(3)	; @ ^ 71	4.5 Store result
	STB	.D2T1	A0,*B10	; @ ^ 47	1.5 Store result
	ADD	.L2X	B5,A11,B6	; @@ 75	5.1 First part of op
	ADD	.L1X	B6,A3,A0	; @@ 60	3.2 Second part of op
	STB	.D1T2	B9,*+A10(4)	; @ ^ 79	5.5 Store result
	STB	.D2T1	A12,*+B10(1)	; @ ^ 55	2.5 Store result
	ADD	.S1	A0,A11,A7	; @@ 67	4.1 First part of op
	ADD	.L2X	B1,A2,B1	; @@ ^ 105	Move p_r1 to next
	ADD	.L1X	B8,A7,A12	; @@ 52	2.2 Second part of op
	MV	.L2X	A6,B3	; @@ ^ 9	
	ADD	.S1	A12,A11,A14	; @@ 59	3.1 First part of op
	ADD	.L1X	B7,A3,A3	; @@ 100	8.2 Second part of o
	ADD	.S1	A10,A2,A10	; @ ^ 107	Move p_c to next c
	STB	.D1T1	A13,*+A10(7)	; @ ^ 103	8.5 Store result
	ADD	.L2X	B5,A7,B7	; @@ 69	4.3 Third part of op
	ADD	.S2	B7,B4,B4	; @@ 44	1.2 Second part of op
	ADD	.L1	A3,A9,A3	; @@ 101	8.3 Third part of o
	MV	.L2X	A10,B10	; @ ^ 9	
	ADD	.S2	B8,B5,B5	; @@ 39	
	ADD	.L1	A14,A0,A0	; @@ 61	3.3 Third part of op
	SHRU	.S1	A3,0x2,A13	; @@ 102	8.4 Divide by 4 (w/)



```

        SHRU      .S2      B7,0x2,B8      ; @@|70| 4.4 Divide by 4 (w/t)
||
        ADD       .L1X     B4,A11,A0      ; @@|51| 2.1 First part of op
||
        ADD       .L2X     B5,A11,B5      ; @@|43| 1.1 First part of op
||
        SHRU      .S1      A0,0x2,A7      ; @@|62| 3.4 Divide by 4 (w/t)

        ADD       .L2X     B6,A8,B5      ; @@|77| 5.3 Third part of op
||
        ADD       .L1X     B2,A4,A9      ; @@|84| 6.2 Second part of op
||
        ADD       .S1      A12,A0,A0     ; @@|53| 2.3 Third part of op
||
        ADD       .S2      B5,B4,B4      ; @@|45| 1.3 Third part of op

        ADD       .L1      A9,A11,A0     ; @@|91| 7.1 First part of op
||
        SHRU      .S1      A0,0x2,A12    ; @@|54| 2.4 Divide by 4 (w/t)
||
        SHRU      .S2      B4,0x2,B6     ; @@|46| 1.4 Divide by 4 (w/t)

        SHRU      .S2      B5,0x2,B9     ; @@|78| 5.4 Divide by 4 (w/t)
||
        ADD       .S1      A0,A1,A8      ; @@|93| 7.3 Third part of op
||
        MV        .L1X     B6,A0         ; @@|9|

        SHRU      .S1      A8,0x2,A8     ; @@|94| 7.4 Divide by 4 (w/t)

        ADD       .S1      A9,A5,A5      ; @@|85| 6.3 Third part of op
||
        STB       .D1T1    A7,*+A10(2)   ; @@ ^|63| 3.5 Store result

        SHRU      .S1      A5,0x2,A5     ; @@|86| 6.4 Divide by 4 (w/t)
||
        STB       .D1T1    A8,*+A10(6)   ; @@ ^|95| 7.5 Store result

        STB       .D1T1    A5,*+A10(5)   ; @@ ^|87| 6.5 Store result

        STB       .D1T2    B8,*+A10(3)   ; @@ ^|71| 4.5 Store result
||
        STB       .D2T1    A0,*B10      ; @@ ^|47| 1.5 Store result

        STB       .D1T2    B9,*+A10(4)   ; @@ ^|79| 5.5 Store result
||
        STB       .D2T1    A12,*+B10(1) ; @@ ^|55| 2.5 Store result

        NOP

        ADD       .S1      A10,A2,A10    ; @@ ^|107| Move p_c to next c
||
        STB       .D1T1    A13,*+A10(7) ; @@ ^|103| 8.5 Store result

        MV        .L2X     A10,B10      ; @@ ^|9|

; ** -----*
        LDW       .D2T2    *+SP(24),B3
||
        MVC       .S2      B11,CSR      ; |32|

        LDW       .D2T1    *+SP(20),A14
        LDW       .D2T1    *+SP(16),A13
        LDW       .D2T1    *+SP(12),A12
        LDW       .D2T1    *+SP(8),A11
        LDW       .D2T1    *+SP(4),A10

        B         .S2      B3
||
        LDW       .D2T2    *+SP(28),B10

        LDW       .D2T2    *++SP(32),B11
        NOP
        ; BRANCH OCCURS
;
        .endproc

```



Appendix E Complete C Code for Motion Compensation

motion_comp.c

```

/*****
*/
/* Motion Compensation for MPEG-4
*/
/*
*/
/* Program: Motion_comp.c
*/
/*
*/
*****/

#include <stdio.h>
#include "globals.h"

/* Perform motion compensation */

void perform_MC(uchar ref[NUM_ROWS][NUM_COLS],
uchar curr[NUM_ROWS][NUM_COLS], const Pixel_Pos position,
const short size, const MV motion_vector)
{
    int m, n, c_x, c_y, r_x, r_y, mv_x, mv_y;
    int mv_case; /* Type of interpolation */

    /* First, determine the type of interpolation that will be
    /* performed. Half-pixel accuracy is supported. If a MV is in
    /* quarter-pixel format, which currently is not supported,
    /* results are the following:
    /* - If MV is X.25 or -X.75, no interpolation is done.
    /* - If MV is -X.25 or X.75, half-pixel interpolation is done.
    /* "X" is any positive integer. The above results from checking
    /* bit 1 of a MV.

    mv_case = CASE_a; /* Initially assume integer accuracy*/

    /* Notice that CASE_d occurs when both CASE_b and CASE_c occur.
    /* Half-pixel accuracy is done when bit 1 of a MV is "1". (Q2)
    if (motion_vector.x & 0x02) /* Half-pixel MC is Top-Down
        mv_case |= CASE_c;

    if (motion_vector.y & 0x02) /* Half-pixel MC is Left-Right*/
        mv_case |= CASE_b;

    /* TL corner coord of MB in appropriate component of curr image
    c_x = (int)position.x; c_y = (int)position.y;

    /* Coord of TL corner of MB in appropriate component of ref image*/
    /* These coord are relative to the TL corner of current block
    mv_x = (int)(motion_vector.x>>2); mv_y = (int)(motion_vector.y>>2);

    /* These coord are relative to the TL corner of reference image

```



```

r_x = c_x + mv_x;                r_y = c_y + mv_y;

switch (mv_case) {

    case CASE_a:                    /* Integer accuracy */
        MC_case_a(ref, curr, r_x, c_x, r_y, c_y, 8, 0); /* Copy block */
        break;

    case CASE_b:                    /* Interpolate rows */
        MC_case_b(ref, curr, r_x, c_x, r_y, c_y, NUM_COLS, 0);
        break;

    case CASE_c:                    /* Interpolate columns */
        MC_case_c(ref, curr, r_x, c_x, r_y, c_y, NUM_COLS, 0);
        break;

    case CASE_d:                    /* Interpolate rows and columns */
        MC_case_d(ref, curr, r_x, c_x, r_y, c_y, NUM_COLS, 0);
        break;

    default:
        puts("Invalid interpolation scheme!");
        puts("Error in motion_comp");
        exit(1);
} /* switch */
}

/* Motion compensation using four motion vectors per macroblock */
/* performed on the Y, U, and V signal components. */
void motion_comp_4mv(Image *image_ref, Image *image_curr,
                    const Image_Size size, const short mb_size,
                    const Four_MV *motion_vector)
{
    short a, b, i, j, k, m, n;      /* Indices */
    short x, y, mv_x, mv_y;
    short num_mb_tb, num_mb_lr;
    short blk_size;
    short mv_case;                 /* Indicates type of interpolation */
    Pixel_Pos tl_pixel;           /* Indicates top-left pixel of a subblock */
    MV chrom_mv;

    num_mb_tb = size.rows >> MB_SIZE_EXP; /* # MB top-bottom */
    num_mb_lr = size.cols >> MB_SIZE_EXP; /* # MB left-right */

    blk_size = mb_size>>1;        /* Block size is half MB size */

    _nassert(num_mb_tb < 2);
    _nassert(num_mb_lr < 2);

    for(i=0; i<num_mb_tb; i++) { /* For all MBs in frame */
        for(j=0; j<num_mb_lr; j++) {

```




```

k = (i*num_mb_lr) + j;          /* Seq #: mv's are in a list      */
/* MC for the Y component */
/* FOUR_MV: For all four blocks in MB */

/* Block 0 (TL) */
tl_pixel.x = i*mb_size;        tl_pixel.y = j*mb_size;
perform_MC(image_ref->y, image_curr->y, tl_pixel,
           blk_size, motion_vector[k].mv[0]);

/* Block 1 (TR) */
tl_pixel.y += blk_size;
perform_MC(image_ref->y, image_curr->y, tl_pixel,
           blk_size, motion_vector[k].mv[1]);

/* Block 2 (BL) */
tl_pixel.x += blk_size;        tl_pixel.y = j*mb_size;
perform_MC(image_ref->y, image_curr->y, tl_pixel,
           blk_size, motion_vector[k].mv[2]);

/* Block 3 (BR) */
tl_pixel.y += blk_size;
perform_MC(image_ref->y, image_curr->y, tl_pixel,
           blk_size, motion_vector[k].mv[3]);

/* MC for the U and V components */
/* There is only one block of each chrom components per MB */
tl_pixel.x = i*blk_size;        tl_pixel.y = j*blk_size;

if (motion_vector[k].mode == ONE_MV) {
    chrom_mv.x = motion_vector[k].mv[0].x;
    chrom_mv.y = motion_vector[k].mv[0].y;
}
else {
    /* FOUR_MV */
    /* The motion vector for the chrominance components is */
    /* the sum of all four MVs in a MB divided by 8. */
    chrom_mv.x = (motion_vector[k].mv[0].x
                 + motion_vector[k].mv[1].x
                 + motion_vector[k].mv[2].x
                 + motion_vector[k].mv[3].x)>>3;
    chrom_mv.y = (motion_vector[k].mv[0].y
                 + motion_vector[k].mv[1].y
                 + motion_vector[k].mv[2].y
                 + motion_vector[k].mv[3].y)>>3;
}

/* MC for the U component */
perform_MC(image_ref->u, image_curr->u, tl_pixel,
           blk_size, chrom_mv);
/* MC for the V component */
perform_MC(image_ref->v, image_curr->v, tl_pixel,
           blk_size, chrom_mv);
} } /* for i,j */
}

```



main.c

```
/* **** */
/*
/* Motion Compensation for MPEG-4
/*
/* Program: Main.c
/*
/*
/* **** */

#include <stdio.h>
#include "globals.h"

int motion_comp_4mv(Image *image_curr, Image *image_ref,
                   const Image_Size, const short mb_size, const Four_MV *);
Image *allocate_image(Image_Size);
Four_MV *allocate_mv(Image_Size, short);
void create_image(Image *, Image_Size);
void get_motion_vectors(Four_MV *, Image_Size, short);
void print_image(Image *, Image_Size);

int main(void)
{
    Image *image_curr;          /* Current image (Y) */
    Image *image_ref;          /* Reference image (Y) */
    Image_Size image_size;     /* Image size */
    short mb_size;             /* Macroblock size */
    Four_MV *motion_vectors;   /* Motion vectors (hor & vert) */

    /* Setting up parameters */
    image_size.rows = NUM_ROWS;
    image_size.cols = NUM_COLS;
    mb_size = MB_SIZE;

    /* Allocate reference and current images */
    image_ref = allocate_image( image_size );
    image_curr = allocate_image( image_size );

    /* Allocate motion vectors */
    motion_vectors = allocate_mv(image_size, mb_size);

    /* Create reference image */
    create_image(image_ref, image_size);

    /* Read motion vector information */
    get_motion_vectors(motion_vectors, image_size, mb_size);

    /* Do motion compensation */
    puts("\nPerforming Motion Compensation...");
    motion_comp_4mv(image_ref, image_curr, image_size, mb_size, motion_vectors);
}
```



```
/* Done. Exit... */  
puts("Motion Compensation: done.");  
print_image( image_curr, image_size);  
  
}
```



TI Contact Numbers

INTERNET

TI Semiconductor Home Page

www.ti.com/sc

TI Distributors

www.ti.com/sc/docs/distmenu.htm

PRODUCT INFORMATION CENTERS

Americas

Phone +1(972) 644-5580

Fax +1(972) 480-7800

Email sc-infomaster@ti.com

Europe, Middle East, and Africa

Phone

Deutsch +49-(0) 8161 80 3311

English +44-(0) 1604 66 3399

Español +34-(0) 90 23 54 0 28

Français +33-(0) 1-30 70 11 64

Italiano +33-(0) 1-30 70 11 67

Fax +44-(0) 1604 66 33 34

Email epic@ti.com

Japan

Phone

International +81-3-3344-5311

Domestic 0120-81-0026

Fax

International +81-3-3344-5317

Domestic 0120-81-0036

Email pic-japan@ti.com

Asia

Phone

International +886-2-23786800

Domestic

Australia 1-800-881-011

TI Number -800-800-1450

China 10810

TI Number -800-800-1450

Hong Kong 800-96-1111

TI Number -800-800-1450

India 000-117

TI Number -800-800-1450

Indonesia 001-801-10

TI Number -800-800-1450

Korea 080-551-2804

Malaysia 1-800-800-011

TI Number -800-800-1450

New Zealand 000-911

TI Number -800-800-1450

Philippines 105-11

TI Number -800-800-1450

Singapore 800-0111-111

TI Number -800-800-1450

Taiwan 080-006800

Thailand 0019-991-1111

TI Number -800-800-1450

Fax 886-2-2378-6808

Email tiasia@ti.com

TI and VelociTI are trademarks of Texas Instruments Incorporated.



IMPORTANT NOTICE

Texas Instruments and its subsidiaries (TI) reserve the right to make changes to their products or to discontinue any product or service without notice, and advise customers to obtain the latest version of relevant information to verify, before placing orders, that information being relied on is current and complete. All products are sold subject to the terms and conditions of sale supplied at the time of order acknowledgement, including those pertaining to warranty, patent infringement, and limitation of liability.

TI warrants performance of its semiconductor products to the specifications applicable at the time of sale in accordance with TI's standard warranty. Testing and other quality control techniques are utilized to the extent TI deems necessary to support this warranty. Specific testing of all parameters of each device is not necessarily performed, except those mandated by government requirements.

CERTAIN APPLICATIONS USING SEMICONDUCTOR PRODUCTS MAY INVOLVE POTENTIAL RISKS OF DEATH, PERSONAL INJURY, OR SEVERE PROPERTY OR ENVIRONMENTAL DAMAGE ("CRITICAL APPLICATIONS"). TI SEMICONDUCTOR PRODUCTS ARE NOT DESIGNED, AUTHORIZED, OR WARRANTED TO BE SUITABLE FOR USE IN LIFE-SUPPORT DEVICES OR SYSTEMS OR OTHER CRITICAL APPLICATIONS. INCLUSION OF TI PRODUCTS IN SUCH APPLICATIONS IS UNDERSTOOD TO BE FULLY AT THE CUSTOMER'S RISK.

In order to minimize risks associated with the customer's applications, adequate design and operating safeguards must be provided by the customer to minimize inherent or procedural hazards.

TI assumes no liability for applications assistance or customer product design. TI does not warrant or represent that any license, either express or implied, is granted under any patent right, copyright, mask work right, or other intellectual property right of TI covering or relating to any combination, machine, or process in which such semiconductor products or services might be or are used. TI's publication of information regarding any third party's products or services does not constitute TI's approval, warranty, or endorsement thereof.

Copyright © 1999 Texas Instruments Incorporated