

## PMP4403 Test Results

### 1. INPUT CHARACTERISTICS

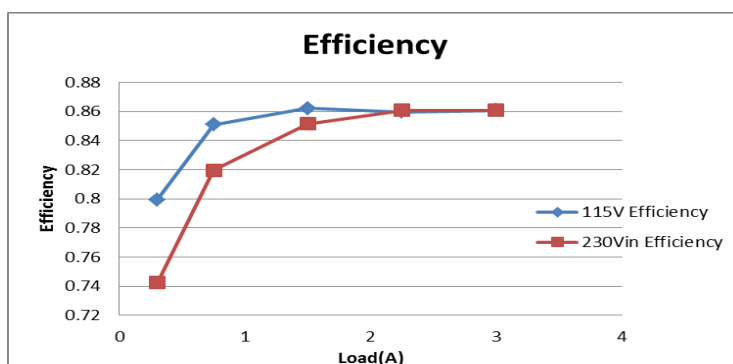
#### 1.1 Standby Power

Vin (Vac)	Pin (mW)
90	19
115	20
230	25
264	28

#### 1.2 EFFICIENCY DATA and Curve

Note: Efficiency is tested on USB end

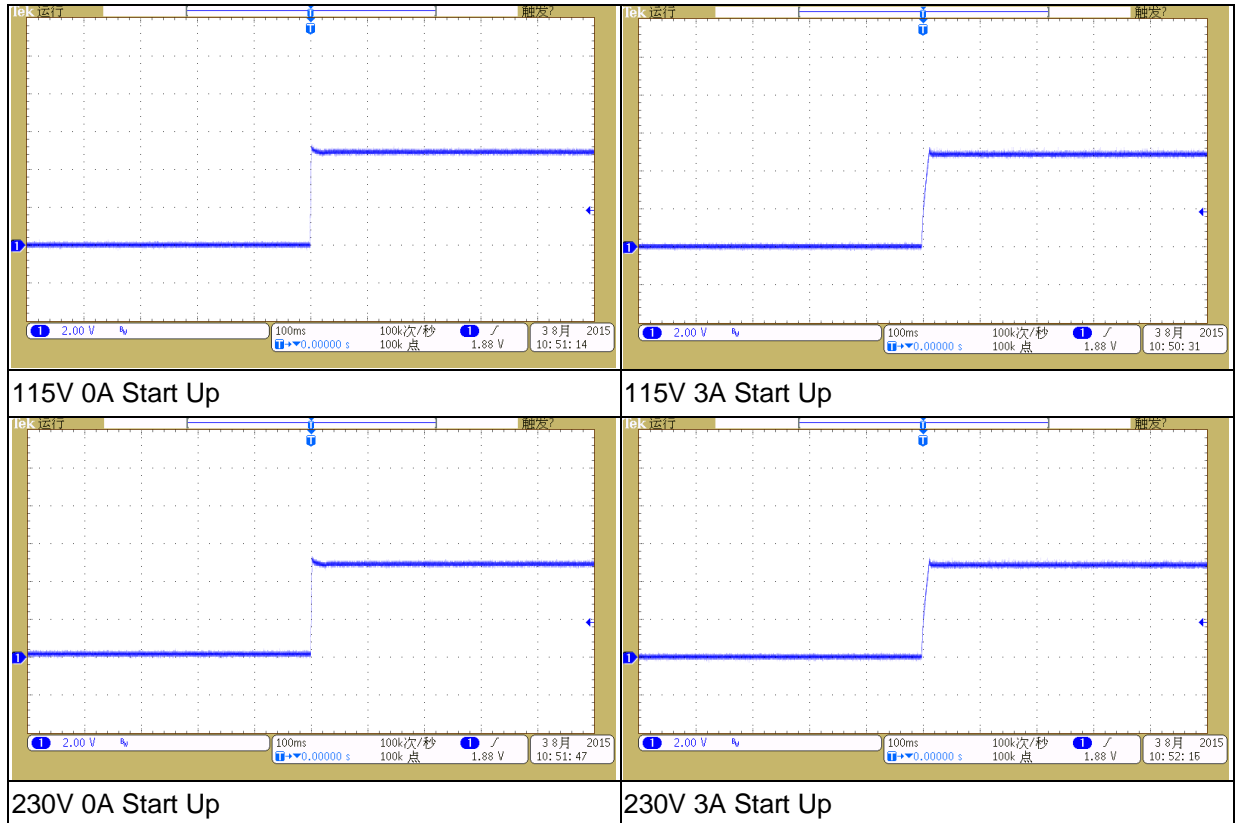
Vin(Vac)	Pin(W)	Vo(V)	Io(A)	Po(W)	Eff
115	1.87	4.982	0.30	1.495	<b>0.799</b>
	4.39	4.982	0.75	3.737	<b>0.851</b>
	8.67	4.983	1.50	7.475	<b>0.862</b>
	13.04	4.983	2.25	11.211	<b>0.860</b>
	17.37	4.984	3.00	14.952	<b>0.861</b>
Ave eff					<b>0.858</b>
230	2.02	4.983	0.30	1.500	<b>0.743</b>
	4.56	4.984	0.75	3.738	<b>0.820</b>
	8.78	4.985	1.50	7.478	<b>0.852</b>
	13.04	4.985	2.25	11.226	<b>0.861</b>
	17.37	4.985	3.00	14.955	<b>0.861</b>
Ave eff					<b>0.848</b>



## 2. OUTPUT CHARACTERISTICS

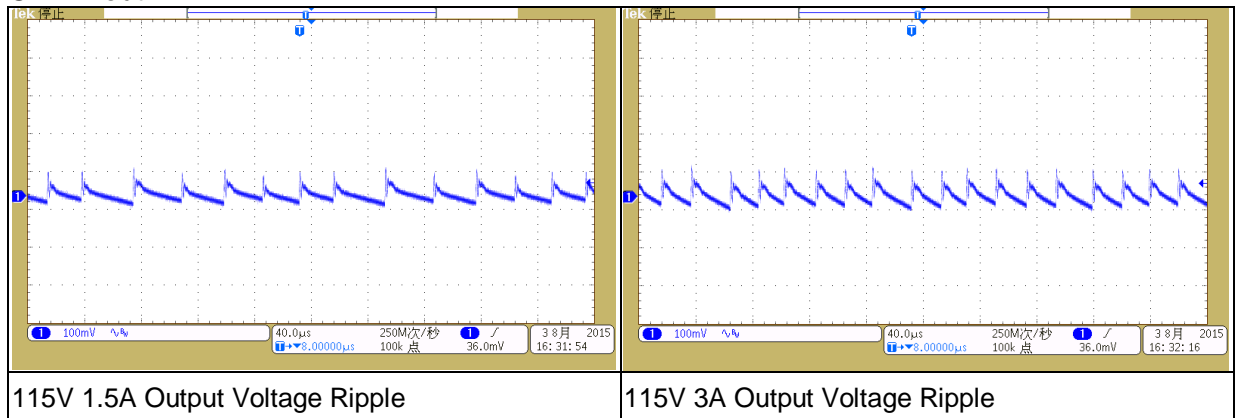
### 2.1 STARTUP

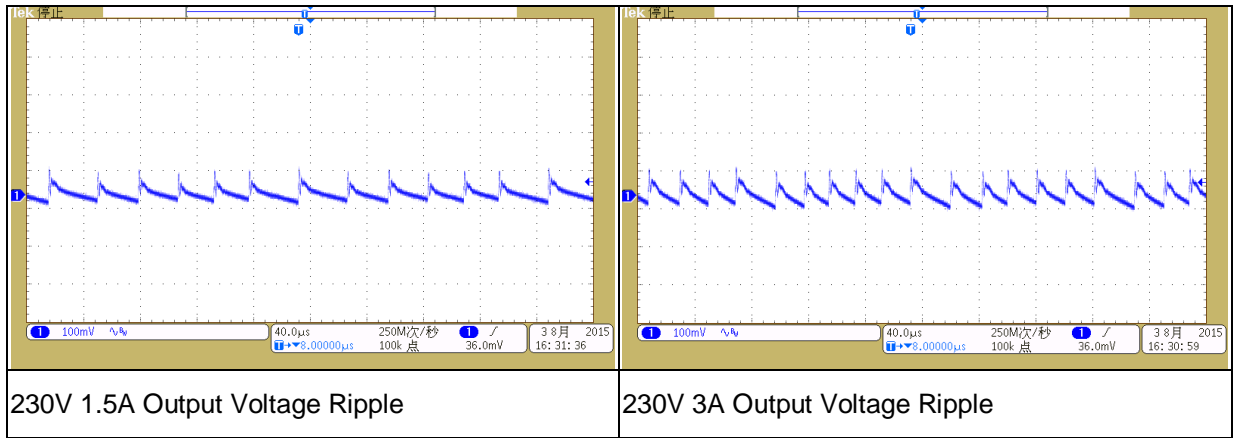
CH1: Vout



### 2.2 RIPPLE VOLTAGE

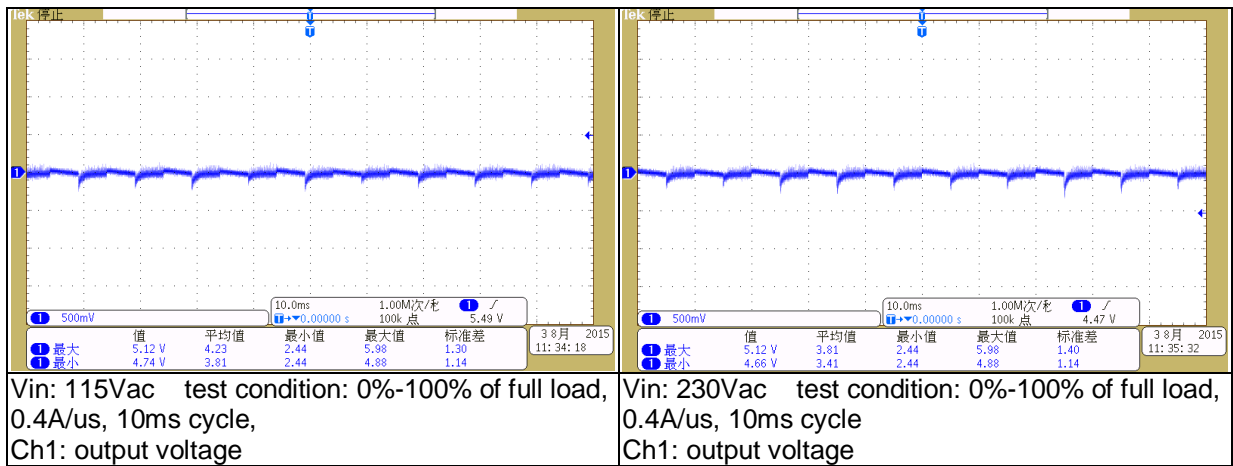
CH1: Vout





### 2.3 DYNAMIC RESPONSE

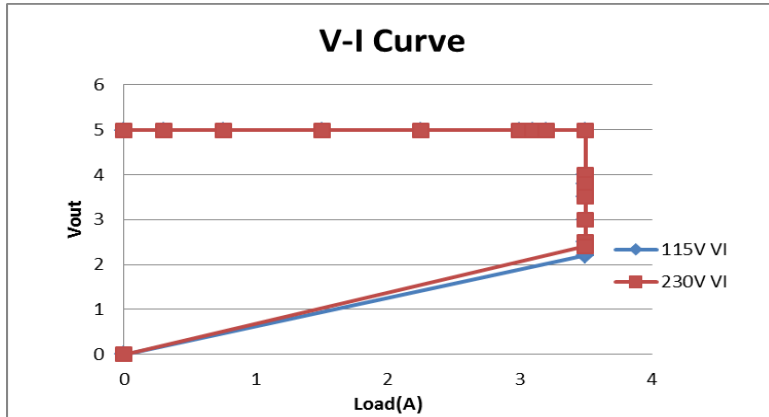
Input voltage	Output current	Max voltage	Min voltage
115Vac	0%-100% of full load	<b>5.12V</b>	<b>4.74V</b>
230Vac	0%-100% of full load	<b>5.12V</b>	<b>4.66V</b>



### 2.4 OUTPUT SHORT PROTECTION

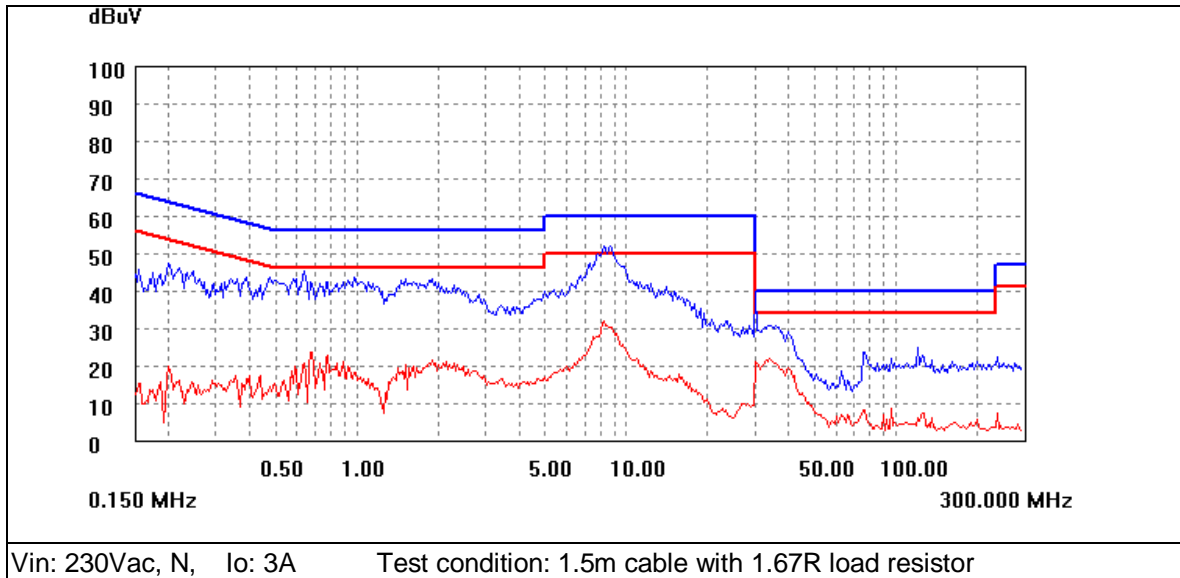
Input voltage	Output short protection
115&230Vac	<b>Hiccup up mode</b>

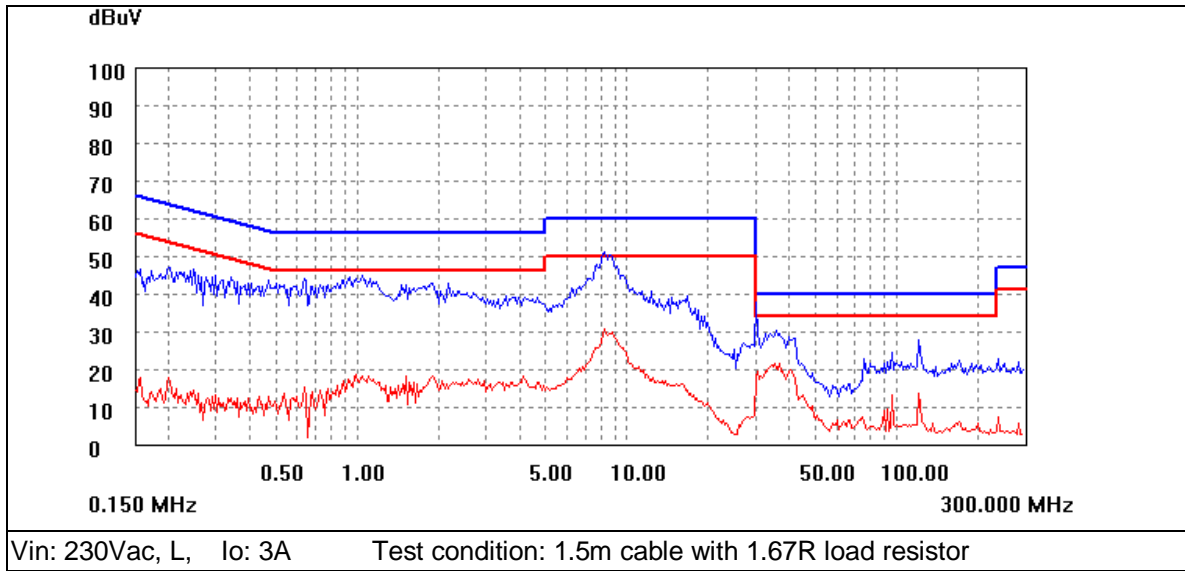
## 3. IV CURVE



## 4. EMI Test

Conduction emission





## IMPORTANT NOTICE AND DISCLAIMER

TI PROVIDES TECHNICAL AND RELIABILITY DATA (INCLUDING DATASHEETS), DESIGN RESOURCES (INCLUDING REFERENCE DESIGNS), APPLICATION OR OTHER DESIGN ADVICE, WEB TOOLS, SAFETY INFORMATION, AND OTHER RESOURCES "AS IS" AND WITH ALL FAULTS, AND DISCLAIMS ALL WARRANTIES, EXPRESS AND IMPLIED, INCLUDING WITHOUT LIMITATION ANY IMPLIED WARRANTIES OF MERCHANTABILITY, FITNESS FOR A PARTICULAR PURPOSE OR NON-INFRINGEMENT OF THIRD PARTY INTELLECTUAL PROPERTY RIGHTS.

These resources are intended for skilled developers designing with TI products. You are solely responsible for (1) selecting the appropriate TI products for your application, (2) designing, validating and testing your application, and (3) ensuring your application meets applicable standards, and any other safety, security, or other requirements. These resources are subject to change without notice. TI grants you permission to use these resources only for development of an application that uses the TI products described in the resource. Other reproduction and display of these resources is prohibited. No license is granted to any other TI intellectual property right or to any third party intellectual property right. TI disclaims responsibility for, and you will fully indemnify TI and its representatives against, any claims, damages, costs, losses, and liabilities arising out of your use of these resources.

TI's products are provided subject to TI's Terms of Sale (<https://www.ti.com/legal/termsofsale.html>) or other applicable terms available either on [ti.com](https://www.ti.com) or provided in conjunction with such TI products. TI's provision of these resources does not expand or otherwise alter TI's applicable warranties or warranty disclaimers for TI products.

Mailing Address: Texas Instruments, Post Office Box 655303, Dallas, Texas 75265  
Copyright © 2021, Texas Instruments Incorporated