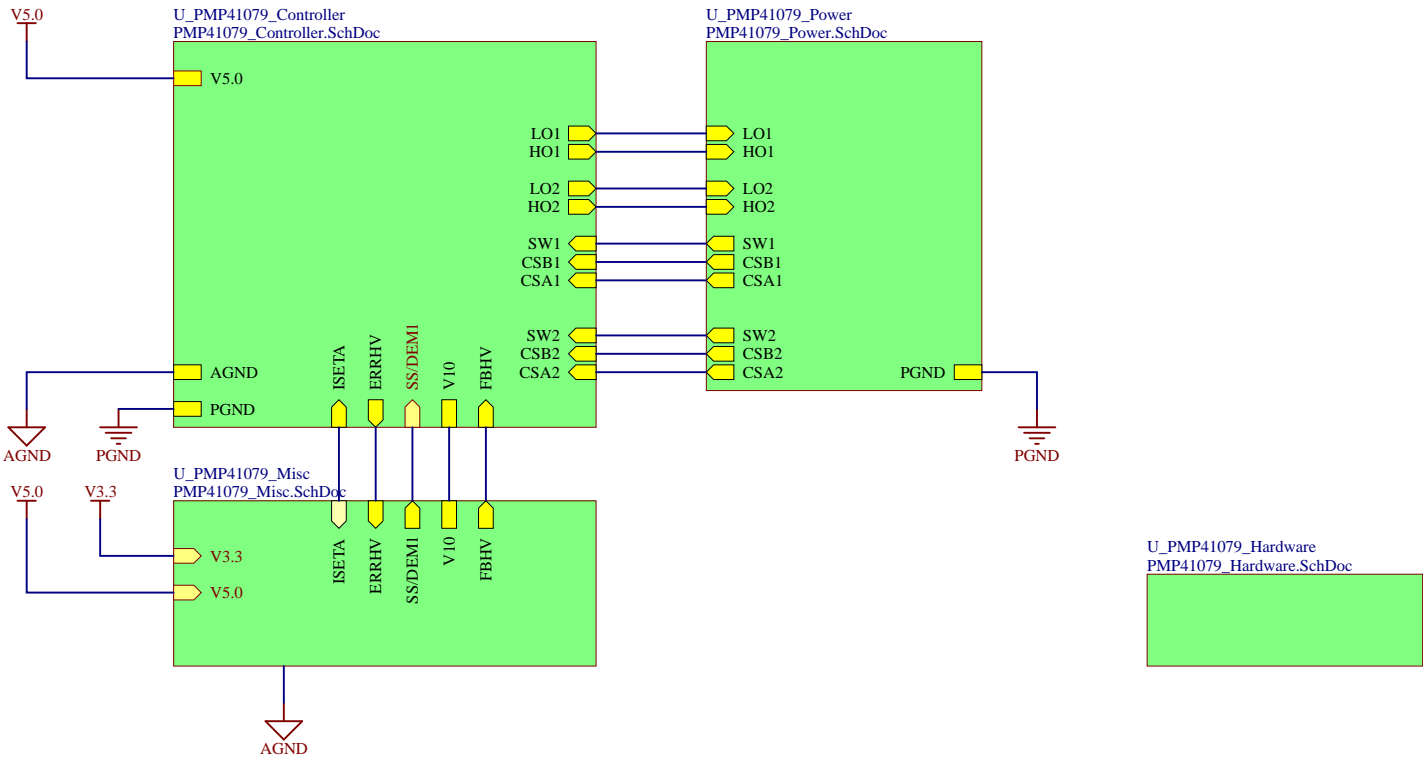
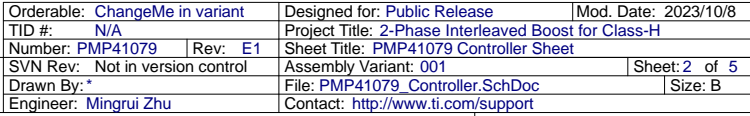


Revision History				
Rev	ECN #	Approved Date	Approved by	Notes
N/A	N/A	N/A	N/A	N/A

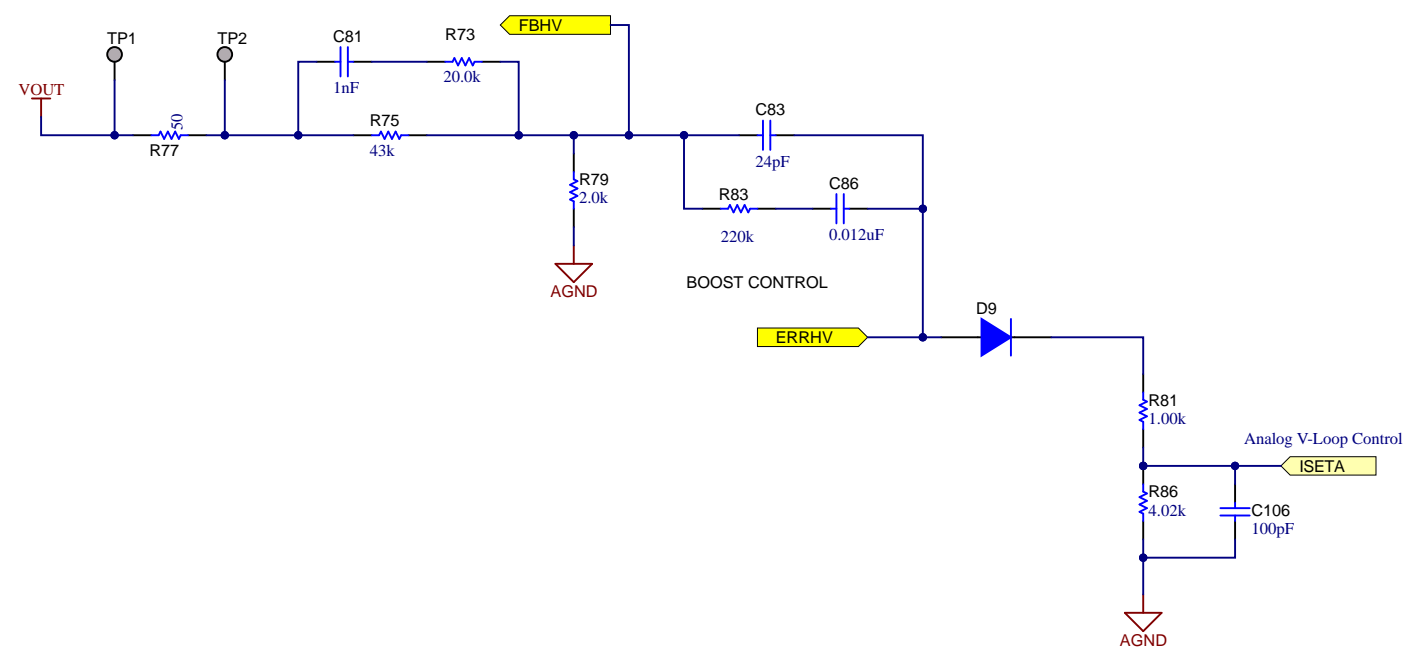


Texas Instruments and/or its licensors do not warrant the accuracy or completeness of this specification or any information contained therein. Texas Instruments and/or its licensors do not warrant that this design will meet the specifications, will be suitable for your application or fit for any particular purpose, or will operate in an implementation. Texas Instruments and/or its licensors do not warrant that the design is production worthy. You should completely validate and test your design implementation to confirm the system functionality for your application.

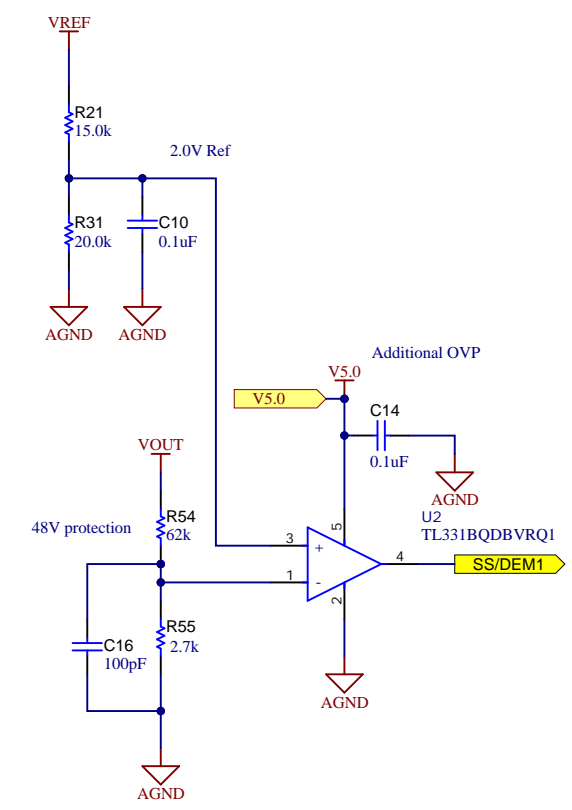
Orderable: <a href="#">ChangeMe in variant</a>	Designed for: <a href="#">Public Release</a>	Mod. Date: 2023/10/8
TID #: <a href="#">N/A</a>	Project Title: <a href="#">2-Phase Interleaved Boost for Class-H</a>	
Number: <a href="#">PMP41079</a>	Rev: <a href="#">E1</a>	Sheet Title: <a href="#">PMP41079 Cover Sheet</a>
SVN Rev: <a href="#">Not in version control</a>	Assembly Variant: <a href="#">001</a>	Sheet: <a href="#">1</a> of <a href="#">4</a>
Drawn By:	File: <a href="#">PMP41079-Cover.SchDoc</a>	Size: B
Engineer: <a href="#">Mingrui Zhu</a>	Contact: <a href="#">http://www.ti.com/support</a>	



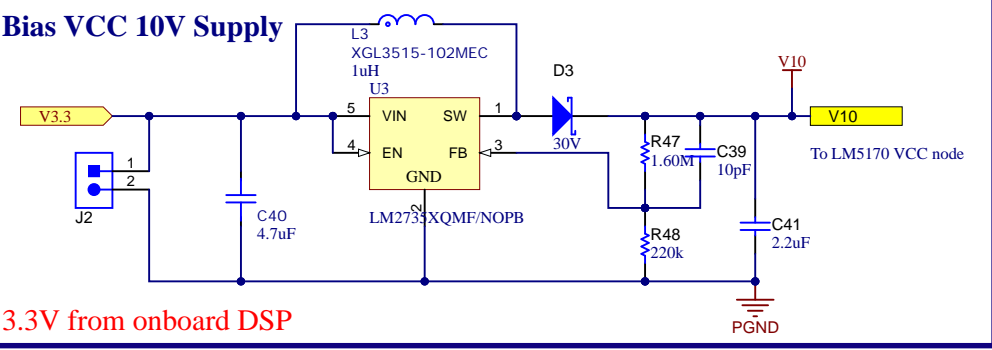
V-Loop



Additional OVP for HV Rail




Bias VCC 10V Supply



Texas Instruments and/or its licensors do not warrant the accuracy or completeness of this specification or any information contained therein. Texas Instruments and/or its licensors do not warrant that this design will meet the specifications, will be suitable for your application or fit for any particular purpose, or will operate in an implementation. Texas Instruments and/or its licensors do not warrant that the design is production worthy. You should completely validate and test your design implementation to confirm the system functionality for your application.

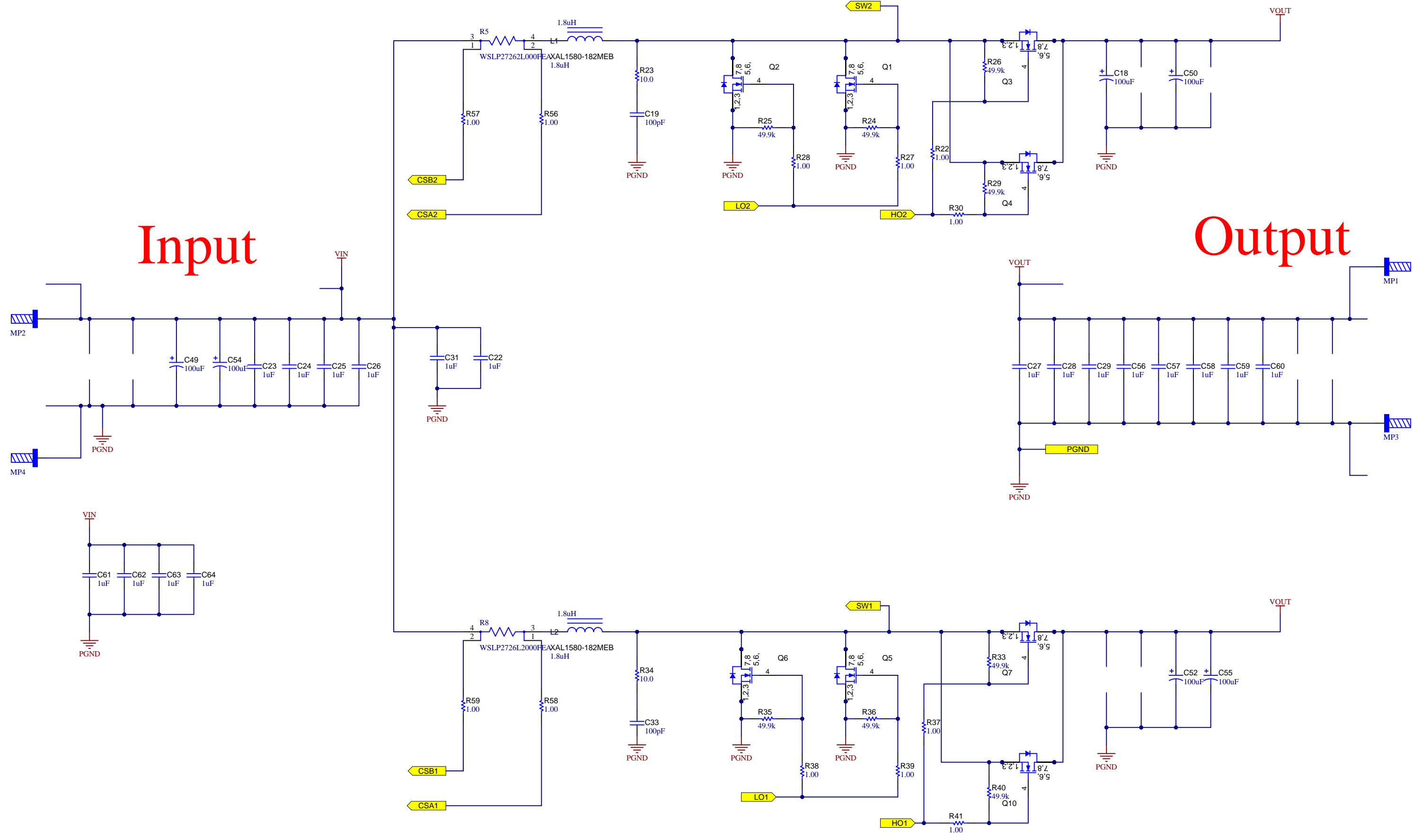
Orderable: <a href="#">ChangeMe in variant</a>	Designed for: <a href="#">Public Release</a>	Mod. Date: 2023/10/8
TID #: <a href="#">N/A</a>	Project Title: <a href="#">2-Phase Interleaved Boost for Class-H</a>	
Number: <a href="#">PMP41079</a>	Rev: <a href="#">E1</a>	Sheet Title: <a href="#">PMP41079 Bias+Feedback+Protection</a>
SVN Rev: <a href="#">Not in version control</a>	Assembly Variant: <a href="#">001</a>	Sheet: <a href="#">3</a> of <a href="#">5</a>
Drawn By: <a href="#">Mingrui Zhu</a>	File: <a href="#">PMP41079_Misc.SchDoc</a>	Size: <a href="#">B</a>
Engineer: <a href="#">Mingrui Zhu</a>	Contact: <a href="#">http://www.ti.com/support</a>	



http://www.ti.com  
© Texas Instruments 2023

Input

Output



Texas Instruments and/or its licensors do not warrant the accuracy or completeness of this specification or any information contained therein. Texas Instruments and/or its licensors do not warrant that this design will meet the specifications, will be suitable for your application or fit for any particular purpose, or will operate in an implementation. Texas Instruments and/or its licensors do not warrant that the design is production worthy. You should completely validate and test your design implementation to confirm the system functionality for your application.

Orderable: <a href="#">ChangeMe in variant</a>	Designed for: <a href="#">Public Release</a>	Mod. Date: 2023/10/8
TID #: N/A	Project Title: <a href="#">2-Phase Interleaved Boost for Class-H</a>	
Number: <a href="#">PMP41079</a>	Rev: <a href="#">E1</a>	Sheet Title: <a href="#">PMP41079 Power Stage Sheet</a>
SVN Rev: Not in version control	Assembly Variant: <a href="#">001</a>	Sheet: <a href="#">4</a> of <a href="#">5</a>
Drawn By:	File: <a href="#">PMP41079_Power.SchDoc</a>	Size: <a href="#">B</a>
Engineer: <a href="#">Mingrui Zhu</a>	Contact: <a href="#">http://www.ti.com/support</a>	



© Texas Instruments 2023

PCB Number: PMP41079  
PCB Rev: E1

PCB  
LOGO  
Texas Instruments



PCB  
LOGO  
FCC disclaimer

PCB  
LOGO  
WEEE logo



CAUTION HOT SURFACE

CAUTION HOT SURFACE

Texas Instruments and/or its licensors do not warrant the accuracy or completeness of this specification or any information contained therein. Texas Instruments and/or its licensors do not warrant that this design will meet the specifications, will be suitable for your application or fit for any particular purpose, or will operate in an implementation. Texas Instruments and/or its licensors do not warrant that the design is production worthy. You should completely validate and test your design implementation to confirm the system functionality for your application.

Orderable: <a href="#">ChangeMe in variant</a>	Designed for: <a href="#">Public Release</a>	Mod. Date: 2023/10/8	
TID #: <a href="#">N/A</a>	Project Title: <a href="#">2-Phase Interleaved Boost for Class-H</a>		
Number: <a href="#">PMP41079</a>   Rev: <a href="#">E1</a>	Sheet Title: <a href="#">PMP41079 Hardware Sheet</a>		
SVN Rev: Not in version control	Assembly Variant: <a href="#">001</a>	Sheet: <a href="#">5</a> of <a href="#">5</a>	
Drawn By:	File: <a href="#">PMP41079_Hardware_SchDoc</a>	Size: B	
Engineer: <a href="#">Mingrui Zhu</a>	Contact: <a href="#">http://www.ti.com/support</a>		<a href="#">http://www.ti.com</a> © Texas Instruments 2023

## IMPORTANT NOTICE AND DISCLAIMER

TI PROVIDES TECHNICAL AND RELIABILITY DATA (INCLUDING DATA SHEETS), DESIGN RESOURCES (INCLUDING REFERENCE DESIGNS), APPLICATION OR OTHER DESIGN ADVICE, WEB TOOLS, SAFETY INFORMATION, AND OTHER RESOURCES "AS IS" AND WITH ALL FAULTS, AND DISCLAIMS ALL WARRANTIES, EXPRESS AND IMPLIED, INCLUDING WITHOUT LIMITATION ANY IMPLIED WARRANTIES OF MERCHANTABILITY, FITNESS FOR A PARTICULAR PURPOSE OR NON-INFRINGEMENT OF THIRD PARTY INTELLECTUAL PROPERTY RIGHTS.

These resources are intended for skilled developers designing with TI products. You are solely responsible for (1) selecting the appropriate TI products for your application, (2) designing, validating and testing your application, and (3) ensuring your application meets applicable standards, and any other safety, security, regulatory or other requirements.

These resources are subject to change without notice. TI grants you permission to use these resources only for development of an application that uses the TI products described in the resource. Other reproduction and display of these resources is prohibited. No license is granted to any other TI intellectual property right or to any third party intellectual property right. TI disclaims responsibility for, and you will fully indemnify TI and its representatives against, any claims, damages, costs, losses, and liabilities arising out of your use of these resources.

TI's products are provided subject to [TI's Terms of Sale](#) or other applicable terms available either on [ti.com](https://www.ti.com) or provided in conjunction with such TI products. TI's provision of these resources does not expand or otherwise alter TI's applicable warranties or warranty disclaimers for TI products.

TI objects to and rejects any additional or different terms you may have proposed.

Mailing Address: Texas Instruments, Post Office Box 655303, Dallas, Texas 75265  
Copyright © 2023, Texas Instruments Incorporated