

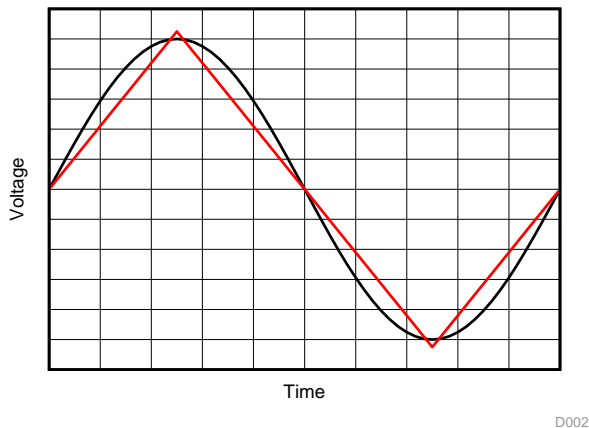
# Maximizing Signal Chain Distortion Performance Using High Speed Amplifiers



This technical note investigates the relationship between an amplifier's bandwidth and an analog-to-digital converter's (ADC) linearity. It explores tradeoffs to consider when selecting the best low-distortion fully-differential amplifier (FDA) to drive a differential-input ADC. Three Texas Instruments (TI) FDAs with a Gain-Bandwidth Product (GBWP) ranging from 27 MHz to 850 MHz are used to illustrate how amplifier bandwidth affects signal-chain linearity when driving an 18-bit, 2 MSPS ADC. For more information on the benefits of using FDAs for differential signaling, please reference [TI Precision Labs – Op Amps: Fully Differential Amplifiers](#).

An amplifier's linearity can be quantified in terms of its total harmonic distortion (THD) performance. To prevent an amplifier from degrading the signal chain linearity performance a standard rule of thumb is that the (THD) of the amplifier should be at least 10-dB better than the ADC in the frequency range of interest.

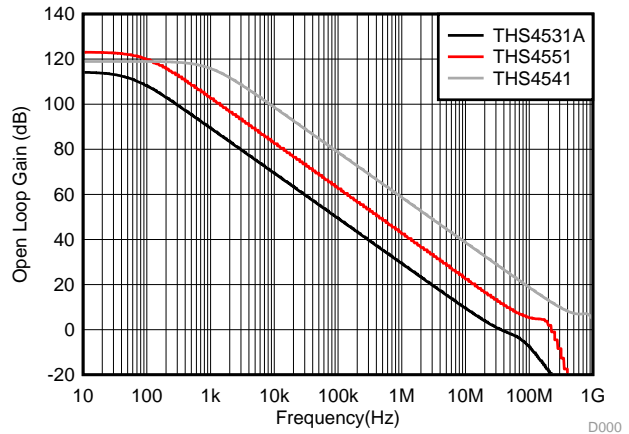
Why is amplifier linearity important? Poor linearity alters the input signal's magnitude and phase and adds spurious frequency components that result in poor signal fidelity and loss of information. An extreme illustration of this effect is shown in [Figure 1](#) where an amplifier with limited linearity at the frequency of interest transforms a sine wave into a triangle wave.



**Figure 1. Linear Waveform and Distorted Waveform Representation**

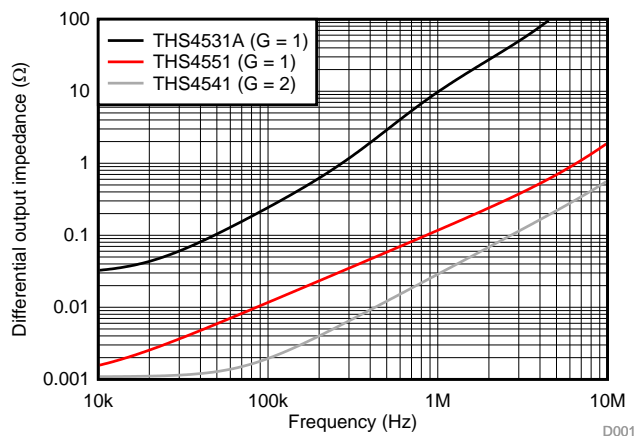
An amplifier with wide GBWP implies higher open-loop gain ( $A_{OL}$ ) across frequency compared to an amplifier with narrower GBWP. To the first order amplifier linearity at any frequency depends on its loop-gain which is a function of its  $A_{OL}$  and its signal gain (Loop-gain is actually a function of noise gain however for

simplicity we will assume here that noise gain = signal gain). [Figure 2](#) shows the  $A_{OL}$  performance for three different TI FDAs. The [THS4541](#) (850 MHz) has wider GBWP than both the [THS4551](#) (135 MHz) and [THS4531A](#) (27 MHz).



**Figure 2. Open Loop Gain ( $A_{OL}$ ) vs Frequency**

Higher loop-gain also results in lower output impedance ( $Z_{OUT}$ ) which enhances the amplifier's ability to drive the ADC. [Figure 3](#) shows the closed loop output impedance with frequency for the same three TI devices where, again, the THS4541 has lower output impedance than both the THS4551 and THS4531A.



**Figure 3. Output Impedance vs Frequency**

For more information on why higher bandwidth amplifiers have better THD, please reference the [Has distortion got your amplifier down? Get more bandwidth!](#) blog post.

Loop-gain refers to an amplifier's small-signal performance (less than  $100mV_{PP}$ ), however to maximize an ADC's dynamic range the amplifier needs to drive a large output signal (up to  $10V_{PP}$ ). An amplifier's slew rate is a measure of its ability to drive large signals without distorting it. Higher slew rate results in better large signal performance. Slew rate for each FDA can be seen in [Table 1](#).

**Table 1. Slew Rate Comparison**

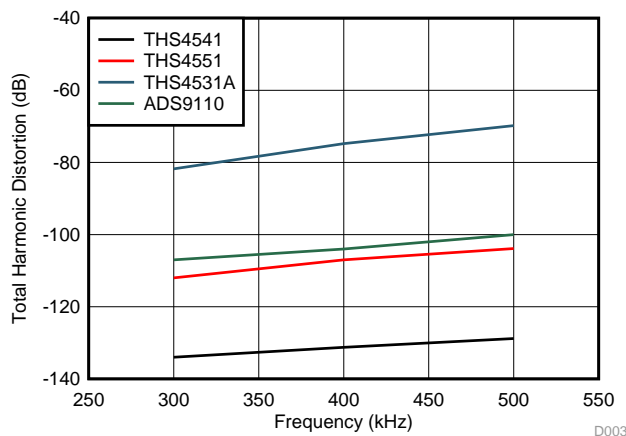
	THS4531A	THS4551	THS4541
Slew Rate (V/ $\mu$ s)	200	220	1500

### FDA AND SAR ADC EXAMPLE

The following example compares the THD performance of the three different TI FDAs discussed against the ADS9110 which is an 18-bit, 2 MSPS, differential-input precision SAR ADC.

Ideally the amplifier used to drive the ADC should have at least 10-dB better distortion performance. Assuming that HD2 and HD3 are the dominant sources of THD, the THD performance of the three amplifiers is calculated using [Equation 1](#). The resultant THD for the three amplifiers and the ADS9110 is shown in [Figure 4](#). The calculations assumed a  $5V_{PP}$  output from the amplifier. [Equation 2](#) calculates the overall system performance of the signal chain. [Table 2](#), [Table 3](#) and [Table 4](#) summarize the THD performance of the three FDAs, the THD performance of the ADS9110 and the resultant signal chain THD.

$$THD \text{ (dB)} = 20 \log \left( 10^{\frac{HD_2 \text{ (dB)}}{10}} + 10^{\frac{HD_3 \text{ (dB)}}{10}} \right) \quad (1)$$



**Figure 4. THD vs Frequency**

$$THD_{SYSTEM} = 20 \log \left( 10^{\frac{THD_{AMP}}{20}} + 10^{\frac{THD_{ADC}}{20}} \right) \quad (2)$$

**Table 2. THS4531A and System THD Performance**

Frequency	ADS9110 (dB)	THS4531A (dB)	Signal Chain (dB)
0.3 MHz	-107	-81.8	-81.3
0.4 MHz	-104	-74.8	-74.5
0.5 MHz	-100	-69.8	-69.5

**Table 3. THS4551 and System THD vs Performance**

Frequency	ADS9110 (dB)	THS4551 (dB)	Signal Chain (dB)
0.3 MHz	-107	-112	-103.1
0.4 MHz	-104	-107	-99.3
0.5 MHz	-100	-103.8	-95.8

**Table 4. THS4541 and System THD vs Performance**

Frequency	ADS9110 (dB)	THS4541 (dB)	Signal Chain (dB)
0.3 MHz	-107	-134	-106.6
0.4 MHz	-104	-131.2	-103.6
0.5 MHz	-100	-128.8	-99.7

For our specified desired frequency range, [Table 5](#) highlights the results of using the three FDAs as potential drivers to the ADS9110.

**Table 5. Summary of Signal Chain Performance**

FDA Product	Conclusion
THS4531A	With a GBWP of 27 MHz, the THS4531A degrades the overall signal chain THD by 20-30 dB.
THS4551	With a GBWP of 135 MHz, the THS4551 degrades the overall signal chain THD by 8 dB.
THS4541	With a GBWP of 850 MHz, the THS4541 degrades the overall signal chain THD by less than 1 dB.

In conclusion, an amplifier's linearity performance, to the 1st order, depends on its gain bandwidth product and slew rate. To preserve signal fidelity it is often required to select an amplifier whose bandwidth may be 100 times greater than the Nyquist bandwidth of the ADC it is driving. Higher gain bandwidth product also results in faster settling-time and lower output impedance which improves the amplifier's ability to drive an ADC's complex switched capacitor input impedance.

## IMPORTANT NOTICE FOR TI DESIGN INFORMATION AND RESOURCES

Texas Instruments Incorporated ("TI") technical, application or other design advice, services or information, including, but not limited to, reference designs and materials relating to evaluation modules, (collectively, "TI Resources") are intended to assist designers who are developing applications that incorporate TI products; by downloading, accessing or using any particular TI Resource in any way, you (individually or, if you are acting on behalf of a company, your company) agree to use it solely for this purpose and subject to the terms of this Notice.

TI's provision of TI Resources does not expand or otherwise alter TI's applicable published warranties or warranty disclaimers for TI products, and no additional obligations or liabilities arise from TI providing such TI Resources. TI reserves the right to make corrections, enhancements, improvements and other changes to its TI Resources.

You understand and agree that you remain responsible for using your independent analysis, evaluation and judgment in designing your applications and that you have full and exclusive responsibility to assure the safety of your applications and compliance of your applications (and of all TI products used in or for your applications) with all applicable regulations, laws and other applicable requirements. You represent that, with respect to your applications, you have all the necessary expertise to create and implement safeguards that (1) anticipate dangerous consequences of failures, (2) monitor failures and their consequences, and (3) lessen the likelihood of failures that might cause harm and take appropriate actions. You agree that prior to using or distributing any applications that include TI products, you will thoroughly test such applications and the functionality of such TI products as used in such applications. TI has not conducted any testing other than that specifically described in the published documentation for a particular TI Resource.

You are authorized to use, copy and modify any individual TI Resource only in connection with the development of applications that include the TI product(s) identified in such TI Resource. NO OTHER LICENSE, EXPRESS OR IMPLIED, BY ESTOPPEL OR OTHERWISE TO ANY OTHER TI INTELLECTUAL PROPERTY RIGHT, AND NO LICENSE TO ANY TECHNOLOGY OR INTELLECTUAL PROPERTY RIGHT OF TI OR ANY THIRD PARTY IS GRANTED HEREIN, including but not limited to any patent right, copyright, mask work right, or other intellectual property right relating to any combination, machine, or process in which TI products or services are used. Information regarding or referencing third-party products or services does not constitute a license to use such products or services, or a warranty or endorsement thereof. Use of TI Resources may require a license from a third party under the patents or other intellectual property of the third party, or a license from TI under the patents or other intellectual property of TI.

TI RESOURCES ARE PROVIDED "AS IS" AND WITH ALL FAULTS. TI DISCLAIMS ALL OTHER WARRANTIES OR REPRESENTATIONS, EXPRESS OR IMPLIED, REGARDING TI RESOURCES OR USE THEREOF, INCLUDING BUT NOT LIMITED TO ACCURACY OR COMPLETENESS, TITLE, ANY EPIDEMIC FAILURE WARRANTY AND ANY IMPLIED WARRANTIES OF MERCHANTABILITY, FITNESS FOR A PARTICULAR PURPOSE, AND NON-INFRINGEMENT OF ANY THIRD PARTY INTELLECTUAL PROPERTY RIGHTS.

TI SHALL NOT BE LIABLE FOR AND SHALL NOT DEFEND OR INDEMNIFY YOU AGAINST ANY CLAIM, INCLUDING BUT NOT LIMITED TO ANY INFRINGEMENT CLAIM THAT RELATES TO OR IS BASED ON ANY COMBINATION OF PRODUCTS EVEN IF DESCRIBED IN TI RESOURCES OR OTHERWISE. IN NO EVENT SHALL TI BE LIABLE FOR ANY ACTUAL, DIRECT, SPECIAL, COLLATERAL, INDIRECT, PUNITIVE, INCIDENTAL, CONSEQUENTIAL OR EXEMPLARY DAMAGES IN CONNECTION WITH OR ARISING OUT OF TI RESOURCES OR USE THEREOF, AND REGARDLESS OF WHETHER TI HAS BEEN ADVISED OF THE POSSIBILITY OF SUCH DAMAGES.

You agree to fully indemnify TI and its representatives against any damages, costs, losses, and/or liabilities arising out of your non-compliance with the terms and provisions of this Notice.

This Notice applies to TI Resources. Additional terms apply to the use and purchase of certain types of materials, TI products and services. These include; without limitation, TI's standard terms for semiconductor products (<http://www.ti.com/sc/docs/stdterms.htm>), [evaluation modules](#), and [samples](http://www.ti.com/sc/docs/sampterm.htm) (<http://www.ti.com/sc/docs/sampterm.htm>).

Mailing Address: Texas Instruments, Post Office Box 655303, Dallas, Texas 75265  
Copyright © 2018, Texas Instruments Incorporated