



ABSTRACT

This report discusses the results of the total-ionizing dose (TID) testing for the Texas Instruments TPS7H1101A-SP, 1.5-V to 7-V Input, 3-A, Radiation-Hardened LDO Regulator.

The study was done to determine TID effects under low dose rate (LDR) and high dose rate (HDR) up to 100krad(Si). The results show that all samples passed within the specified limits up to 100krad(Si) for both LDR and HDR.

Table of Contents

1 Device Information	2
1.1 Product Description.....	2
1.2 Device Details.....	2
2 Total Dose Test Setup	4
2.1 Test Overview.....	4
2.2 Test Facility.....	4
2.3 Test Setup Details.....	4
2.4 Test Configuration and Condition.....	5
3 TID Characterization Test Results	6
3.1 TID Characterization Summary Results.....	6
3.2 Data Sheet Electrical Parameters and Associated Tests.....	6
4 Applicable and Reference Documents	8
4.1 Applicable Documents.....	8
4.2 Reference Documents.....	8
A Appendix: HDR TID Report Data	9
B Appendix: LDR TID Report Data	10

List of Figures

Figure 1-1. TPS7H1101A-SP Device (Front).....	3
Figure 1-2. TPS7H1101A-SP Device (Back).....	3
Figure 2-1. Bias Diagram Used in TID exposure.....	4

List of Tables

Table 1-1. Device and Exposure Details.....	2
Table 2-1. HDR ≥ 50–300 rad(Si)/s Biased Device Information (HDR).....	5
Table 2-2. HDR ≥ 50–300 rad(Si)/s Unbiased Device Information (HDR).....	5
Table 2-3. LDR ≤ 10 mrad(Si)/s Biased Device Information (LDR).....	5
Table 2-4. LDR ≤ 10 mrad(Si)/s Unbiased Device Information (LDR).....	5

Trademarks

All trademarks are the property of their respective owners.

1 Device Information

1.1 Product Description

The TPS7H1101A-SP is an improved version of the TPS7H1101-SP allowing the use of the enable feature across the entire input voltage range. It is a radiation-hardened LDO linear regulator that uses a PMOS pass element configuration. It operates over a wide range of input voltage, from 1.5 V to 7 V while offering excellent PSRR. The TPS7H1101A-SP features a precise and programmable foldback current limit implementation with a very-wide adjustment range. To support the complex power requirements of FPGAs, DSPs, or microcontrollers, the TPS7H1101A-SP provides enable on and off functionality, programmable soft start, current sharing capability, and a Power Good open-drain output.

1.2 Device Details

Table 1-1 lists the device information and test conditions used in the TID HDR and LDR characterization.

Table 1-1. Device and Exposure Details

TID HDR and LDR Details	
TI Device	TPS7H1101A-SP
TI Part Name	5962R1320202VXC
Device Function	Low Dropout Linear Regulator
Package	16-pin CFP (HKR)
Technology	LBC7 (Linear BiCMOS 7)
Assembly Lot Number	2010948MTT
Date Code	2135A
Quantity Tested	HDR: <ul style="list-style-type: none"> • 5 units biased and 5 units unbiased at 3krad(Si) • 5 units biased and 5 units unbiased at 10krad(Si) • 5 units biased and 5 units unbiased at 30krad(Si) • 5 units biased and 5 units unbiased at 50krad(Si) • 5 units biased and 5 units unbiased at 100krad(Si) LDR: <ul style="list-style-type: none"> • 5 units biased and 5 units unbiased at 3krad(Si) • 5 units biased and 5 units unbiased at 10krad(Si) • 5 units biased and 5 units unbiased at 30krad(Si) • 5 units biased and 5 units unbiased at 50krad(Si) • 5 units biased and 5 units unbiased at 100krad(Si)
HDR Dose rate	200-250-rad(Si)/s ionizing radiation with increments
LDR Dose Rate	10-mrad(Si)/s ionizing radiation with increments
HDR Radiation Facility	Texas Instruments Dallas, Texas
LDR Radiation Facility	Radiation Test Solutions Colorado Springs, Colorado
Irradiation and Test Temperature	Ambient, room temperature controlled to 25°C ±6°C per MIL-STD-883 and MIL-STD-750.



Figure 1-1. TPS7H1101A-SP Device (Front)




Figure 1-2. TPS7H1101A-SP Device (Back)

2 Total Dose Test Setup

2.1 Test Overview

The TPS7H1101A-SP was tested according to MIL-STD-883, Test Method 1019.9. For this testing, Conditions A and D were used. The product was irradiated up to the target radiation level, and then put through full electrical parametric testing on the production Automated Test Equipment (ATE).

2.2 Test Facility

The TPS7H1101A-SP HDR exposure was performed on biased and unbiased at Texas Instruments Dallas, Texas. The dose rate for exposure was between 200-250 rad(Si)/s. After exposure, devices were electrically tested at Texas Instruments in Dallas, Texas.

The TPS7H1101A-SP LDR exposure was performed on biased and unbiased devices in a Co-60 gammacell under a 10-mrad(Si)/s exposure rate. The dose rate of the irradiator used in the exposure ranges from < 10 mrad(Si)/s to a maximum of approximately 84 rad(Si)/s, determined by the distance from the source. For the LDR (10 mrad(Si)/s) exposure, the test box was positioned approximately 2 m from the source. The exposure boards are housed in a lead-aluminum box (as specified in MIL-STD-883 TM 1019.9) to harden the gamma spectrum and minimize dose enhancement effects. The irradiator calibration is maintained by Logmire Laboratories using Thermoluminescence Dosimeters (TLDs) traceable to the National Institute of Standards and Technology (NIST) and the dosimetry was verified using TLDs prior to the radiation exposures. After exposure, devices were electrically tested at Texas Instruments.

2.3 Test Setup Details

The devices under HDR and LDR exposure were tested in two conditions, biased and unbiased, as described in the following sections.

Unbiased

For the unbiased HDR and LDR conditions, the exposure was performed with all pins grounded.

Biased

Figure 2-1 shows the bias conditions used for HDR and LDR exposure.

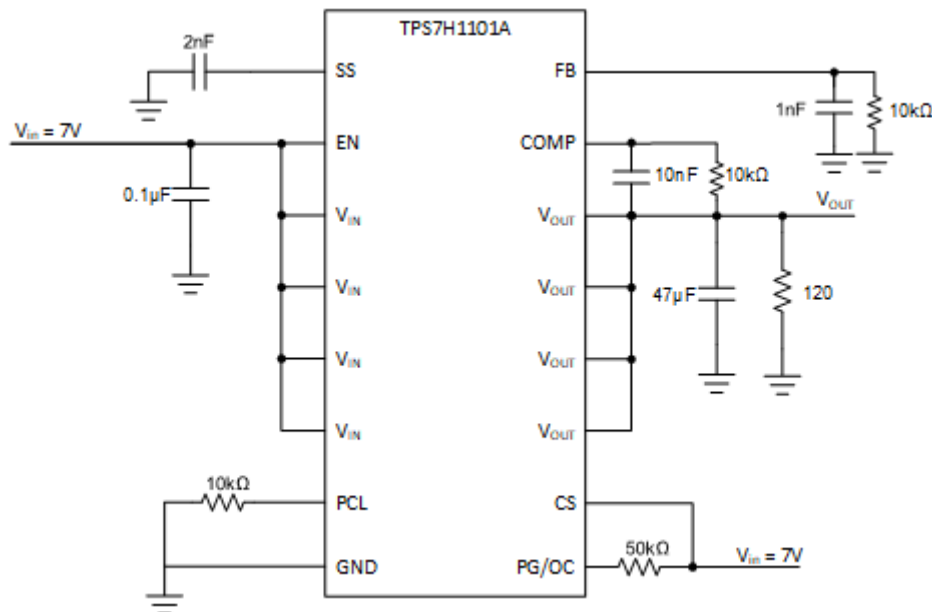


Figure 2-1. Bias Diagram Used in TID exposure

2.4 Test Configuration and Condition

For both HDR and LDR, devices were stressed at 3krad(Si), 10krad(Si), 30krad(Si), 50krad(Si), and 100krad(Si) for biased and unbiased conditions.

Table 2-1. HDR \geq 50–300 rad(Si)/s Biased Device Information (HDR)

Total Samples: 25				
Exposure Levels:				
3 krad(Si)	10 krad(Si)	30 krad(Si)	50 krad(Si)	100 krad(Si)
168-172	173-177	178-187	263-267	268-273

Table 2-2. HDR \geq 50–300 rad(Si)/s Unbiased Device Information (HDR)

Total Samples: 25				
Exposure Levels:				
3 krad(Si)	10 krad(Si)	30 krad(Si)	50 krad(Si)	100 krad(Si)
274-278	279-284	285-289	344-348	349-354

Table 2-3. LDR \leq 10 mrad(Si)/s Biased Device Information (LDR)

Total Samples: 25				
Exposure Levels:				
3 krad(Si)	10 krad(Si)	30 krad(Si)	50 krad(Si)	100 krad(Si)
28-32	33-37	38-42	43-47	48-52

Table 2-4. LDR \leq 10 mrad(Si)/s Unbiased Device Information (LDR)

Total Samples: 25				
Exposure Levels:				
3 krad(Si)	10 krad(Si)	30 krad(Si)	50 krad(Si)	100 krad(Si)
65-69	70-75	76-80	158-162	163-167

3 TID Characterization Test Results

3.1 TID Characterization Summary Results

The results show that all devices were fully functional and within specification limits up to 100krad(Si) for both HDR and LDR.

Overall, the TPS7H1101A-SP showed a strong degree of hardness to irradiation for both biased and unbiased exposure conditions. The measurements taken post-irradiation for each sample set showed a marginal shift for most parameters at each dose level for both biased and unbiased (see [Section 3.2](#) for the electrical parameters).

3.2 Data Sheet Electrical Parameters and Associated Tests

$1.5\text{ V} \leq V_{IN} \leq 7\text{ V}$, $V_{OUT(\text{target})} = V_{IN} - 0.35\text{ V}$, $I_{OUT} = 10\text{ mA}$, $V_{EN} = 1.1\text{ V}$, $C_{OUT} = 22\text{ }\mu\text{F}$, PG terminal pulled up to V_{IN} with $50\text{ k}\Omega$, over operating temperature range ($T_J = -55^\circ\text{C}$ to 125°C), unless otherwise noted. Typical values are at $T_J = 25^\circ\text{C}$.

Parameters		Test Conditions	MIN	TYP	MAX	Unit	Test Number(s)
Symbol	Description						
V_{IN}	Input voltage range		1.5		7	V	13.1, 13.2
V_{FB}	Feedback pin voltage ¹	$0\text{ A} \leq I_{OUT} \leq 3\text{ A}$, $1.5\text{ V} \leq V_{IN} \leq 7\text{ V}$	0.594	0.605	0.616	V	13.0, 13.16, 13.17, 25.16, 25.17, 25.19, 25.20, 25.22, 25.23
V_{OUT}	Output voltage range		0.8		V_{IN}	V	13.1, 13.2, 13.4
	Output voltage accuracy	$0\text{ A} \leq I_{OUT} \leq 3\text{ A}$, $1.5\text{ V} \leq V_{IN} \leq 7\text{ V}$, $V_{OUT} = 0.8\text{ V}$, 1.2 V , 1.8 V , 6.65 V	-2		2	%	13.1, 13.10, 13.11, 13.13, 13.14, 13.2, 13.4, 25.0, 25.1, 25.10, 25.12, 25.14, 25.4, 25.5, 25.7, 25.8, 28.4, 28.5, 28.7, 28.8
$\Delta V_{OUT\%} / \Delta V_{IN}$	Line regulation	$1.5\text{ V} \leq V_{IN} \leq 7\text{ V}$	-0.07	0.01	0.07	% / V	13.12, 13.15, 13.3
ΔV_{OUT}	DC input line regulation	$1.5\text{ V} \leq V_{IN} \leq 7\text{ V}$, $V_{OUT} = 0.8\text{ V}$, $I_{OUT} = 10\text{ mA}$, $T_J = 25^\circ\text{C}$ ²		0.2	0.6	mV	13.19
		$1.5\text{ V} \leq V_{IN} \leq 7\text{ V}$, $V_{OUT} = 1.2\text{ V}$, $I_{OUT} = 10\text{ mA}$, $T_J = 25^\circ\text{C}$ ²		0.2	0.6	mV	13.21
		$1.5\text{ V} \leq V_{IN} \leq 7\text{ V}$, $V_{OUT} = 1.8\text{ V}$, $I_{OUT} = 10\text{ mA}$, $T_J = 25^\circ\text{C}$ ²		0.2	0.6	mV	13.20
V_{DO}	Dropout voltage ³	$I_{OUT} = 3\text{ A}$, $V_{OUT} = 1.3\text{ V}$, $V_{IN} = V_{OUT} + V_{DO}$		210	335	mV	13.6
I_{CL}	Programmable output current limit range	$V_{IN} = 1.5\text{ V}$, $V_{OUT} = 1.2\text{ V}$, PCL resistance = $47\text{ k}\Omega$	500		750	mA	26.1
		$V_{IN} = 1.5\text{ V}$, $V_{OUT} = 1.2\text{ V}$, PCL resistance varies	200		3500 ⁴	mA	26.0
CSR	Current sense ratio	I_{LOAD} / I_{CS} , $V_{IN} = 2.3\text{ V}$, $V_{OUT} = 1.9\text{ V}$, $T_J = 25^\circ\text{C}$, $I_{LOAD} \geq 500\text{ mA}$	45000	52000	59000	A/A	20.3, 20.7, 20.9
I_{GND}	GND pin current	$V_{IN} = 1.5\text{ V}$, $V_{OUT} = 1.2\text{ V}$, $I_{OUT} = 2\text{ A}$		10	16	mA	13.8
I_Q	Quiescent current (no load)	$V_{IN} = V_{OUT} + 0.5\text{ V}$, $I_{OUT} = 0\text{ A}$		7	10	mA	12.0, 12.1, 12.2, 12.3
I_{SHDN}	Shutdown current (IGND)	$1.5\text{ V} \leq V_{IN} \leq 7\text{ V}$, pre and post 100 krad(Si), $T_J = 25^\circ\text{C}$ ⁶		26	230	μA	11.0, 11.1, 11.2, 11.3
I_{SNS} , I_{FB}	FB/SNS pin current	$V_{IN} = 7\text{ V}$, $V_{OUT} = 6.65\text{ V}$		1	5	nA	19.0
I_{EN}	EN pin input current	$V_{IN} = 7\text{ V}$, $V_{EN} = 7\text{ V}$, $V_{OUT} = 6.65\text{ V}$		20	150	nA	14.3, 15.3, 25.2, 28.2
V_{ILEN}	EN pin input low (disable)	$1.5\text{ V} < V_{IN} < 7\text{ V}$			0.55	V	14.0, 15.0, 16.0

$1.5\text{ V} \leq V_{IN} \leq 7\text{ V}$, $V_{OUT(\text{target})} = V_{IN} - 0.35\text{ V}$, $I_{OUT} = 10\text{ mA}$, $V_{EN} = 1.1\text{ V}$, $C_{OUT} = 22\text{ }\mu\text{F}$, PG terminal pulled up to V_{IN} with $50\text{ k}\Omega$, over operating temperature range ($T_J = -55^\circ\text{C}$ to 125°C), unless otherwise noted. Typical values are at $T_J = 25^\circ\text{C}$.

Parameters		Test Conditions	MIN	TYP	MAX	Unit	Test Number(s)
Symbol	Description						
V_{IHEN}	EN pin input high (enable)	$1.5\text{ V} < V_{IN} < 7\text{ V}$	$V_{IN} - 0.7$			V	14.1, 15.1, 16.1
$E_{prop\ Dly}$	Enable pin propagation delay	$V_{IN} = 2.2\text{ V}$, EN rise to I_{OUT} rise		650	1000	μS	20.1
T_{EN}	Enable pin turn-on delay	$V_{IN} = 2.2\text{ V}$, $V_{OUT} = 1.8\text{ V}$, $I_{Load} = 1\text{ A}$, $C_{OUT} = 220\text{ }\mu\text{F}$, $C_{SS} = 2\text{ nF}$		1.4	1.6	mS	20.0
V_{THPG}	PG threshold on	No load, $0.8\text{ V} \leq V_{OUT} \leq 6.65\text{ V}$	86	90		%	17.1, 17.5
$V_{THPGHYS}$	PG hysteresis	$1.5\text{ V} \leq V_{IN} \leq 7\text{ V}$		2		%	22.9
V_{OLPG}	PG pin output low	$I_{PG} = -1\text{ mA}$ to 0 mA		120	300	mV	17.2, 17.3
I_{LKPGPG}	PG pin leakage current	$V_{OUT} > V_{THPG}$, $V_{PG} = 1.2\text{ V}$		0.2	1.5	μA	23.0
		$V_{OUT} > V_{THPG}$, $V_{PG} = 7\text{ V}$		0.5	2.5	μA	
I_{SS}	SS pin charge current	$V_{IN} = 1.5\text{ V}$ to 7 V		2.5	3.5	μA	21.0, 22.0
V_{SS}	SS terminal voltage (device enabled) ⁶	$V_{IN} = 1.5\text{ V}$ to 7 V			1.232	V	22.1

1. The output voltage accuracy of condition at $I_{OUT} = 2\text{ A}$ and $I_{OUT} = 3\text{ A}$ is specified by characterization, but not production tested.
2. Line and load regulations done under pulse condition for $t < 10\text{ ms}$.
3. The parameter is specified to the limit in characterization, but not production tested.
4. The maximum limit of the I_{CL} parameter is specified to the limit in characterization, but not production tested.
5. To insure foldback is enabled, VCS must be $> 0.9 \cdot V_{FB}$.
6. This maximum limit applies to SMD 5962R13202 post 100 kRads (Si) test at 25°C .
7. Any external pullup voltage should not exceed 1.188 V .

4 Applicable and Reference Documents

4.1 Applicable Documents

- [TPS7H1101A-SP 1.5-V to 7-V Input, 3-A, Radiation-Hardened LDO Regulator data sheet](#)
- [TPS7H1101SPEVM User's Guide](#)

4.2 Reference Documents

Texas Instruments total ionizing dose radiation (total dose) test procedure follows the standards put forth in MIL-STD-883 TM 1019. The document can be found at the DLA website.

A Appendix: HDR TID Report Data

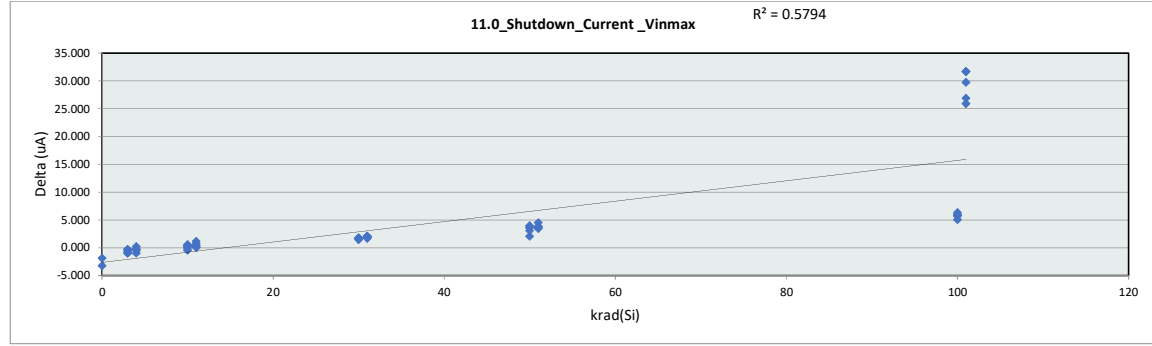
This appendix contains the HDR TID report data.

Identifier	Description
0	Correlation units
3	3 krad unbiased
4	3 krad biased
10	10 krad unbiased
11	10 krad biased
30	30 krad unbiased
31	30 krad biased
50	50 krad unbiased
51	50 krad biased
100	100 krad unbiased
101	100 krad biased

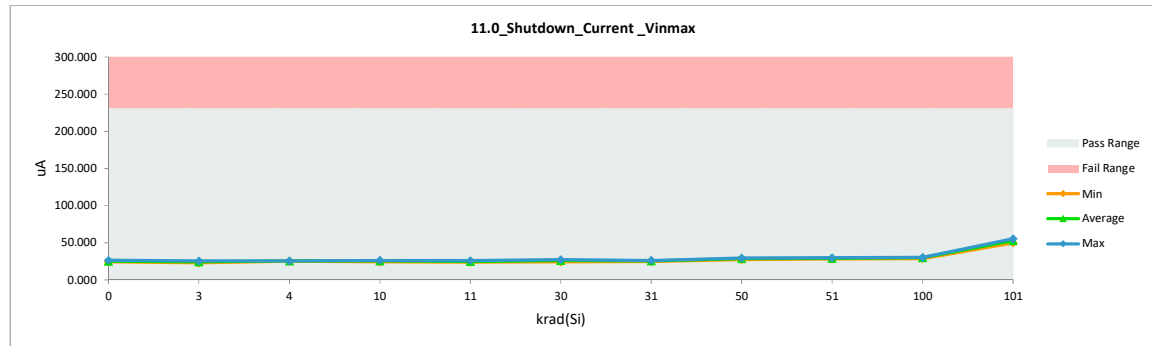
HDR Report
TPS7H1101A-SP

11.0 Shutdown Current_Vinmax		
Test Site	Dallas	Dallas
Tester	ETS-364	ETS-364
Test Number	EF5069	EF5069
Unit	uA	uA
Max Limit	230	230
Min Limit	0.5	0.5

krad(Si)	Serial #	Pre	Post	Delta
0	355	28.346	26.490	-1.856
0	356	27.182	23.972	-3.210
3	274	25.188	24.255	-0.933
3	275	25.785	25.188	-0.597
3	276	23.858	23.540	-0.318
3	277	26.411	25.444	-0.967
3	278	23.358	23.099	-0.259
4	168	26.183	25.204	-0.979
4	169	26.034	25.554	-0.480
4	170	25.501	25.201	-0.300
4	171	25.810	25.589	-0.221
4	172	25.349	25.574	0.225
10	279	24.208	24.179	-0.029
10	280	25.373	24.943	-0.430
10	281	25.587	26.026	0.439
10	282	25.022	25.269	0.247
10	284	25.324	25.920	0.596
11	173	23.531	23.710	0.179
11	174	24.627	24.680	0.053
11	175	23.541	23.990	0.449
11	176	24.670	25.823	1.153
11	177	24.647	25.425	0.778
30	285	25.482	27.288	1.806
30	286	24.835	26.579	1.744
30	287	22.948	24.414	1.466
30	288	25.191	26.834	1.643
30	289	22.538	24.202	1.664
31	178	23.189	25.276	2.087
31	179	24.100	25.793	1.693
31	180	24.099	26.178	2.079
31	181	22.861	24.809	1.948
31	182	24.149	26.055	1.906
50	344	27.130	29.178	2.048
50	345	24.396	27.467	3.071
50	346	25.953	29.546	3.593
50	347	24.393	28.082	3.689
50	348	23.847	27.808	3.961
51	263	25.528	29.170	3.642
51	264	24.855	28.656	3.801
51	265	25.047	28.870	3.823
51	266	25.126	29.637	4.511
51	267	24.827	28.258	3.431
100	349	24.121	30.168	6.047
100	350	24.076	29.884	5.808
100	351	24.134	29.842	5.708
100	352	24.054	30.402	6.348
100	354	23.572	28.653	5.081
101	268	22.952	49.812	26.860
101	269	23.765	55.438	31.673
101	270	23.268	53.016	29.748
101	272	23.908	49.812	25.904
101	273	23.744	55.438	31.694



11.0_Shutdown_Cur		0	3	4	10	11	30	31	50	51	100	101
LL		0.500	0.500	0.500	0.500	0.500	0.500	0.500	0.500	0.500	0.500	0.500
Min		23.972	23.099	25.201	24.179	23.710	24.202	24.809	27.467	28.258	28.653	49.812
Average		25.231	24.305	25.424	25.267	24.726	25.863	25.622	28.416	28.918	29.790	52.703
Max		26.490	25.444	25.589	26.026	25.823	27.288	26.178	29.546	29.637	30.402	55.438
UL		230.000	230.000	230.000	230.000	230.000	230.000	230.000	230.000	230.000	230.000	230.000



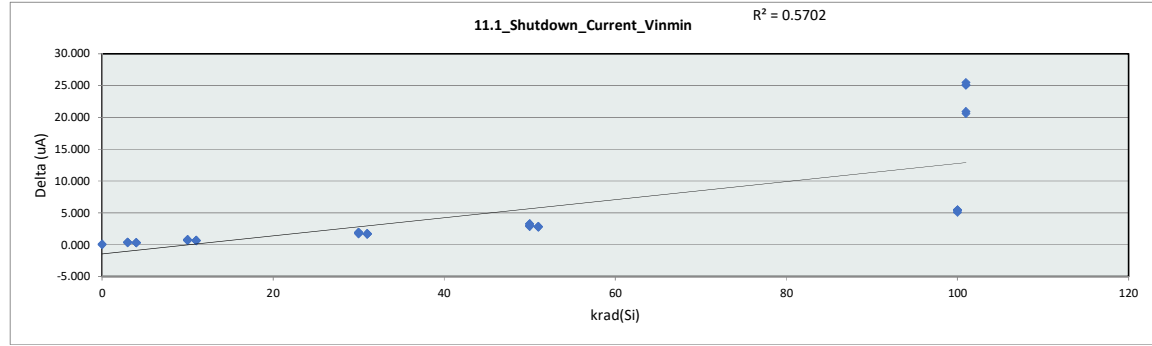
HDR Report TPS7H1101A-SP

Max	28.346	55.438	31.694
Average	24.685	28.955	4.270
Min	22.538	23.099	-3.210
Std Dev	1.190	8.098	8.506

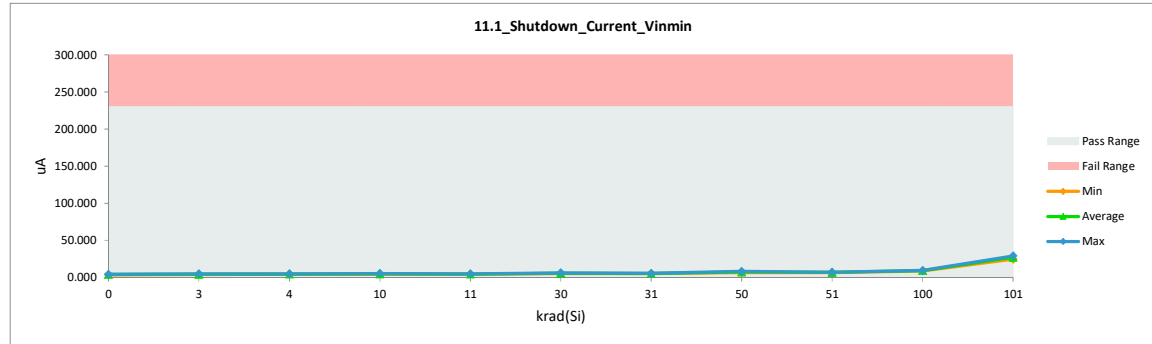
HDR Report
TPS7H1101A-SP

11.1_Shutdown_Current_Vinmin		
Test Site	Dallas	Dallas
Tester	ETS-364	ETS-364
Test Number	EF5069	EF5069
Unit	uA	uA
Max Limit	230	230
Min Limit	0.5	0.5

krad(Si)	Serial #	Pre	Post	Delta
0	355	4.203	4.302	0.099
0	356	3.670	3.656	-0.014
3	274	4.000	4.403	0.403
3	275	4.422	4.813	0.391
3	276	3.702	4.063	0.361
3	277	4.580	4.964	0.384
3	278	3.621	3.914	0.293
4	168	4.215	4.507	0.292
4	169	4.097	4.475	0.378
4	170	4.097	4.399	0.302
4	171	4.395	4.731	0.336
4	172	4.052	4.385	0.333
10	279	3.783	4.506	0.723
10	280	4.022	4.685	0.663
10	281	4.449	5.284	0.835
10	282	4.155	4.944	0.789
10	284	4.121	4.886	0.765
11	173	3.625	4.282	0.657
11	174	3.980	4.679	0.699
11	175	3.642	4.265	0.623
11	176	4.011	4.717	0.706
11	177	4.155	4.785	0.630
30	285	4.192	6.155	1.963
30	286	4.047	5.967	1.920
30	287	3.609	5.387	1.778
30	288	4.127	6.039	1.912
30	289	3.542	5.247	1.705
31	178	3.625	5.333	1.708
31	179	3.944	5.647	1.703
31	180	3.911	5.671	1.760
31	181	3.535	5.181	1.646
31	182	3.896	5.567	1.671
50	344	4.870	8.157	3.287
50	345	3.898	6.765	2.867
50	346	4.884	8.163	3.279
50	347	4.087	7.107	3.020
50	348	3.829	6.816	2.987
51	263	4.180	7.038	2.858
51	264	4.119	6.911	2.792
51	265	4.222	7.045	2.823
51	266	4.244	7.135	2.891
51	267	3.982	6.750	2.768
100	349	4.064	9.542	5.478
100	350	3.940	9.308	5.368
100	351	4.015	9.361	5.346
100	352	4.034	9.520	5.486
100	354	3.614	8.695	5.081
101	268	3.636	24.560	20.924
101	269	3.801	28.872	25.071
101	270	3.697	29.190	25.493
101	272	3.957	24.560	20.603
101	273	3.743	28.872	25.129



11.1_Shutdown_Cur												
Test Site	Dallas											
Tester	ETS-364											
Test Number	EF5069											
Max Limit	230					uA						
Min Limit	0.5											
krad(Si)	0	3	4	10	11	30	31	50	51	100	101	
LL	0.500	0.500	0.500	0.500	0.500	0.500	0.500	0.500	0.500	0.500	0.500	
Min	3.656	3.914	4.385	4.506	4.265	5.247	5.181	6.765	6.750	8.695	24.560	
Average	3.979	4.431	4.499	4.861	4.546	5.759	5.480	7.402	6.976	9.285	27.211	
Max	4.302	4.964	4.731	5.284	4.785	6.155	5.671	8.163	7.135	9.542	29.190	
UL	230.000	230.000	230.000	230.000	230.000	230.000	230.000	230.000	230.000	230.000	230.000	



HDR Report TPS7H1101A-SP

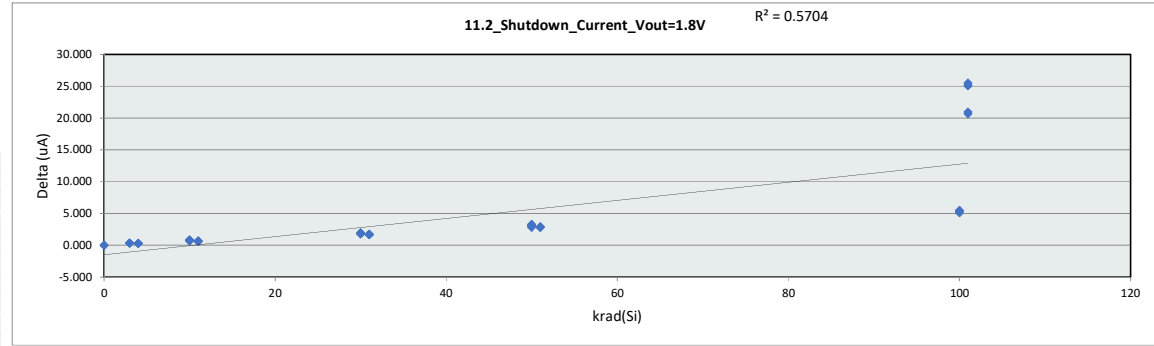
Max	4.884	29.190	25.493
Average	4.005	7.889	3.884
Min	3.535	3.656	-0.014
Std Dev	0.304	6.585	6.652

HDR Report
TPS7H1101A-SP

11.2_Shutdown_Current_Vout=1

Test Site	Dallas	Dallas
Tester	ETS-364	ETS-364
Test Number	EF5069	EF5069
Unit	uA	uA
Max Limit	230	230
Min Limit	0.5	0.5

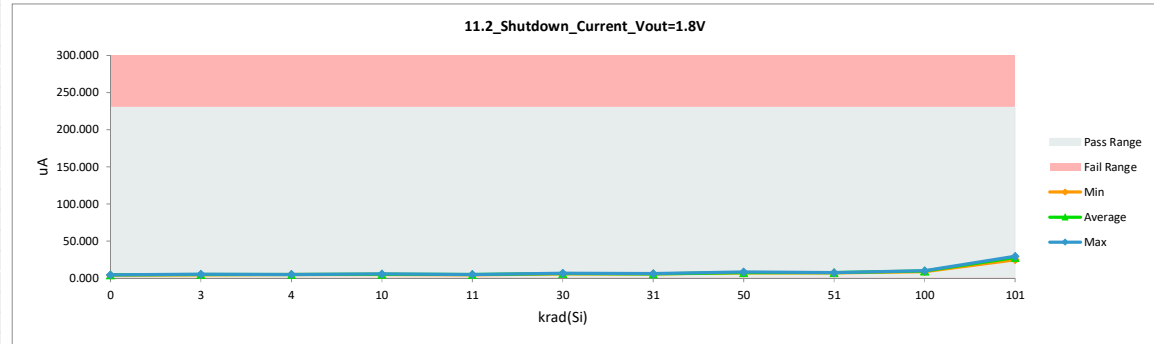
krad(Si)	Serial #	Pre	Post	Delta
0	355	4.527	4.593	0.066
0	356	3.990	3.955	-0.035
3	274	4.319	4.650	0.331
3	275	4.713	5.079	0.366
3	276	4.003	4.341	0.338
3	277	4.865	5.214	0.349
3	278	3.914	4.228	0.314
4	168	4.487	4.794	0.307
4	169	4.443	4.757	0.314
4	170	4.384	4.668	0.284
4	171	4.731	4.995	0.264
4	172	4.367	4.686	0.319
10	279	4.117	4.816	0.699
10	280	4.328	5.010	0.682
10	281	4.743	5.591	0.848
10	282	4.431	5.240	0.809
10	284	4.430	5.180	0.750
11	173	3.882	4.538	0.656
11	174	4.318	4.949	0.631
11	175	3.971	4.554	0.583
11	176	4.293	5.002	0.709
11	177	4.421	5.069	0.648
30	285	4.485	6.453	1.968
30	286	4.355	6.225	1.870
30	287	3.880	5.679	1.799
30	288	4.407	6.334	1.927
30	289	3.779	5.532	1.753
31	178	3.928	5.629	1.701
31	179	4.235	5.917	1.682
31	180	4.179	5.942	1.763
31	181	3.796	5.476	1.680
31	182	4.136	5.848	1.712
50	344	5.141	8.407	3.266
50	345	4.203	7.003	2.800
50	346	5.157	8.435	3.278
50	347	4.318	7.389	3.071
50	348	4.093	7.067	2.974
51	263	4.452	7.345	2.893
51	264	4.413	7.229	2.816
51	265	4.498	7.337	2.839
51	266	4.472	7.423	2.951
51	267	4.254	7.030	2.776
100	349	4.367	9.768	5.401
100	350	4.235	9.586	5.351
100	351	4.302	9.632	5.330
100	352	4.344	9.835	5.491
100	354	3.909	8.979	5.070
101	268	3.913	24.856	20.943
101	269	4.095	29.170	25.075
101	270	3.966	29.468	25.502
101	272	4.208	24.856	20.648
101	273	4.027	29.170	25.143



11.2_Shutdown_Cur

Test Site	Dallas
Tester	ETS-364
Test Number	EF5069
Max Limit	230 uA
Min Limit	0.5 uA

krad(Si)	0	3	4	10	11	30	31	50	51	100	101
LL	0.500	0.500	0.500	0.500	0.500	0.500	0.500	0.500	0.500	0.500	0.500
Min	3.955	4.228	4.668	4.816	4.538	5.532	5.476	7.003	7.030	8.979	24.856
Average	4.274	4.702	4.780	5.167	4.822	6.045	5.762	7.660	7.273	9.560	27.504
Max	4.593	5.214	4.995	5.591	5.069	6.453	5.942	8.435	7.423	9.835	29.468
UL	230.000	230.000	230.000	230.000	230.000	230.000	230.000	230.000	230.000	230.000	230.000



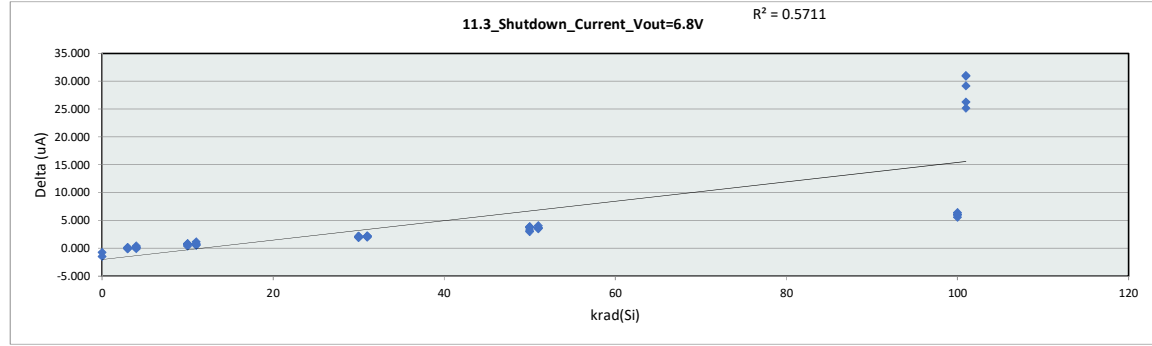
HDR Report TPS7H1101A-SP

Max	5.157	29.468	25.502
Average	4.293	8.172	3.879
Min	3.779	3.955	-0.035
Std Dev	0.306	6.587	6.660

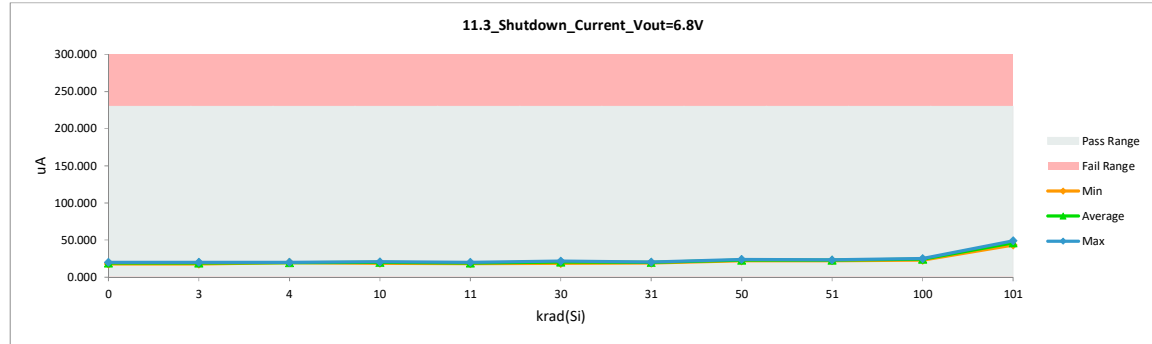
HDR Report
TPS7H1101A-SP

11.3_Shutdown_Current_Vout=6		
Test Site	Dallas	Dallas
Tester	ETS-364	ETS-364
Test Number	EF5069	EF5069
Unit	uA	uA
Max Limit	230	230
Min Limit	0.5	0.5

krad(Si)	Serial #	Pre	Post	Delta
0	355	20.941	20.202	-0.739
0	356	19.321	17.853	-1.468
3	274	18.996	18.860	-0.136
3	275	19.786	19.859	0.073
3	276	18.065	18.230	0.165
3	277	20.176	20.104	-0.072
3	278	17.527	17.678	0.151
4	168	19.774	19.670	-0.104
4	169	19.510	19.581	0.071
4	170	19.348	19.520	0.172
4	171	19.821	20.018	0.197
4	172	19.355	19.795	0.440
10	279	18.180	18.808	0.628
10	280	19.026	19.409	0.383
10	281	19.701	20.558	0.857
10	282	19.182	19.887	0.705
10	284	19.416	20.231	0.815
11	173	17.535	18.070	0.535
11	174	18.605	19.168	0.563
11	175	17.580	18.275	0.695
11	176	18.850	19.999	1.149
11	177	18.873	19.673	0.800
30	285	19.565	21.714	2.149
30	286	19.096	21.247	2.151
30	287	17.260	19.156	1.896
30	288	19.310	21.390	2.080
30	289	16.668	18.619	1.951
31	178	17.304	19.503	2.199
31	179	18.164	20.133	1.969
31	180	18.198	20.418	2.220
31	181	16.953	19.055	2.102
31	182	18.041	20.178	2.137
50	344	20.828	23.816	2.988
50	345	18.603	21.861	3.258
50	346	20.229	24.018	3.789
50	347	18.710	22.392	3.682
50	348	18.179	22.037	3.858
51	263	19.528	23.136	3.608
51	264	19.059	22.698	3.639
51	265	19.054	22.755	3.701
51	266	19.295	23.339	4.044
51	267	18.722	22.231	3.509
100	349	18.524	24.635	6.111
100	350	18.467	24.518	6.051
100	351	18.475	24.460	5.985
100	352	18.563	24.945	6.382
100	354	17.498	23.063	5.565
101	268	17.135	43.395	26.260
101	269	18.059	48.947	30.888
101	270	17.602	46.746	29.144
101	272	18.239	43.395	25.156
101	273	17.941	48.947	31.006



11.3_Shutdown_Cur											
Test Site	Dallas										
Tester	ETS-364										
Test Number	EF5069										
Max Limit	230	uA									
Min Limit	0.5	uA									
krad(Si)	0	3	4	10	11	30	31	50	51	100	101
LL	0.500	0.500	0.500	0.500	0.500	0.500	0.500	0.500	0.500	0.500	0.500
Min	17.853	17.678	19.520	18.808	18.070	18.619	19.055	21.861	22.231	23.063	43.395
Average	19.028	18.946	19.717	19.779	19.037	20.425	19.857	22.825	22.832	24.324	46.286
Max	20.202	20.104	20.018	20.558	19.999	21.714	20.418	24.018	23.339	24.945	48.947
UL	230.000	230.000	230.000	230.000	230.000	230.000	230.000	230.000	230.000	230.000	230.000



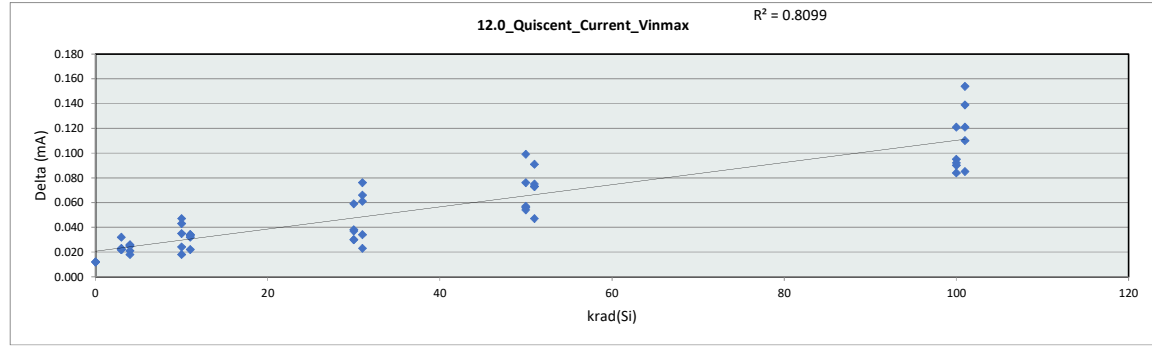
HDR Report TPS7H1101A-SP

Max	20.941	48.947	31.006
Average	18.708	23.235	4.526
Min	16.668	17.678	-1.468
Std Dev	0.967	7.868	8.149

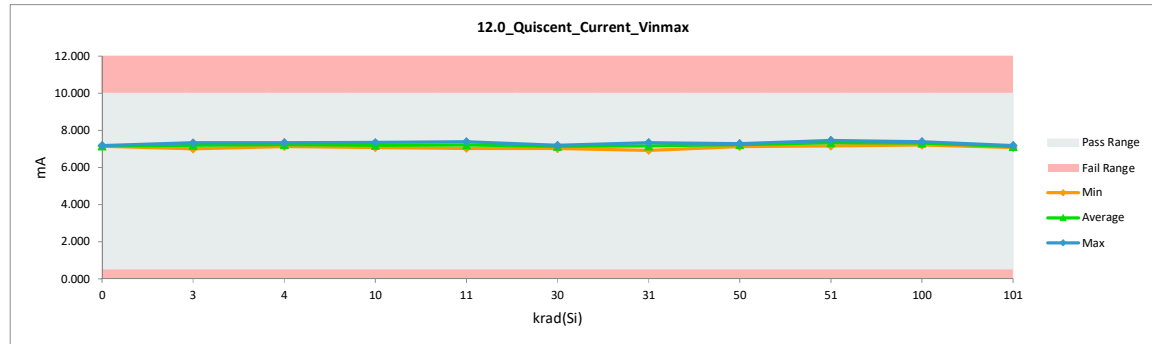
HDR Report
TPS7H1101A-SP

12.0_Quiscent_Current_Vinmax		
Test Site	Dallas	Dallas
Tester	ETS-364	ETS-364
Test Number	EF5069	EF5069
Unit	mA	mA
Max Limit	10	10
Min Limit	0.5	0.5

krad(Si)	Serial #	Pre	Post	Delta
0	355	7.132	7.144	0.012
0	356	7.169	7.181	0.012
3	274	7.234	7.266	0.032
3	275	7.309	7.331	0.022
3	276	7.044	7.066	0.022
3	277	7.271	7.294	0.023
3	278	6.983	7.005	0.022
4	168	7.173	7.199	0.026
4	169	7.322	7.343	0.021
4	170	7.216	7.241	0.025
4	171	7.267	7.292	0.025
4	172	7.115	7.133	0.018
10	279	7.031	7.074	0.043
10	280	7.191	7.238	0.047
10	281	7.167	7.191	0.024
10	282	7.319	7.354	0.035
10	284	7.127	7.145	0.018
11	173	7.007	7.029	0.022
11	174	7.295	7.328	0.033
11	175	7.118	7.152	0.034
11	176	7.089	7.121	0.032
11	177	7.355	7.389	0.034
30	285	7.110	7.147	0.037
30	286	7.112	7.171	0.059
30	287	7.156	7.194	0.038
30	288	7.162	7.192	0.030
30	289	6.990	7.020	0.030
31	178	7.012	7.078	0.066
31	179	7.244	7.320	0.076
31	180	7.279	7.340	0.061
31	181	6.900	6.923	0.023
31	182	7.113	7.147	0.034
50	344	7.223	7.280	0.057
50	345	7.112	7.211	0.099
50	346	7.238	7.292	0.054
50	347	7.182	7.238	0.056
50	348	7.055	7.131	0.076
51	263	7.147	7.194	0.047
51	264	7.357	7.430	0.073
51	265	7.387	7.462	0.075
51	266	7.328	7.401	0.073
51	267	7.072	7.163	0.091
100	349	7.297	7.389	0.092
100	350	7.133	7.228	0.095
100	351	7.242	7.363	0.121
100	352	7.299	7.389	0.090
100	354	7.127	7.211	0.084
101	268	7.007	7.161	0.154
101	269	6.992	7.077	0.085
101	270	7.060	7.181	0.121
101	272	7.051	7.161	0.110
101	273	6.938	7.077	0.139



12.0_Quiscent_Curr											
Test Site	Dallas										
Tester	ETS-364										
Test Number	EF5069										
Max Limit	10	mA									
Min Limit	0.5	mA									
krad(Si)	0	3	4	10	11	30	31	50	51	100	101
LL	0.500	0.500	0.500	0.500	0.500	0.500	0.500	0.500	0.500	0.500	0.500
Min	7.144	7.005	7.133	7.074	7.029	7.020	6.923	7.131	7.163	7.211	7.077
Average	7.163	7.192	7.242	7.200	7.204	7.145	7.162	7.230	7.330	7.316	7.131
Max	7.181	7.331	7.343	7.354	7.389	7.194	7.340	7.292	7.462	7.389	7.181
UL	10.000	10.000	10.000	10.000	10.000	10.000	10.000	10.000	10.000	10.000	10.000



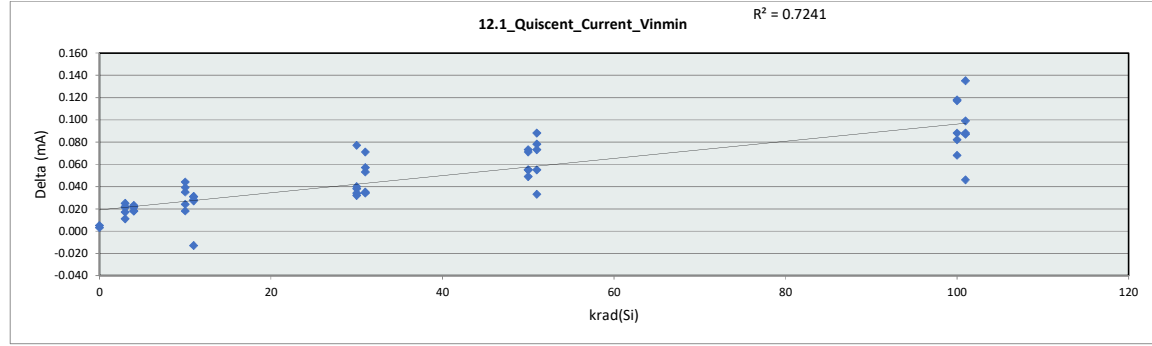
HDR Report TPS7H1101A-SP

Max	7.387	7.462	0.154
Average	7.159	7.213	0.054
Min	6.900	6.923	0.012
Std Dev	0.119	0.120	0.035

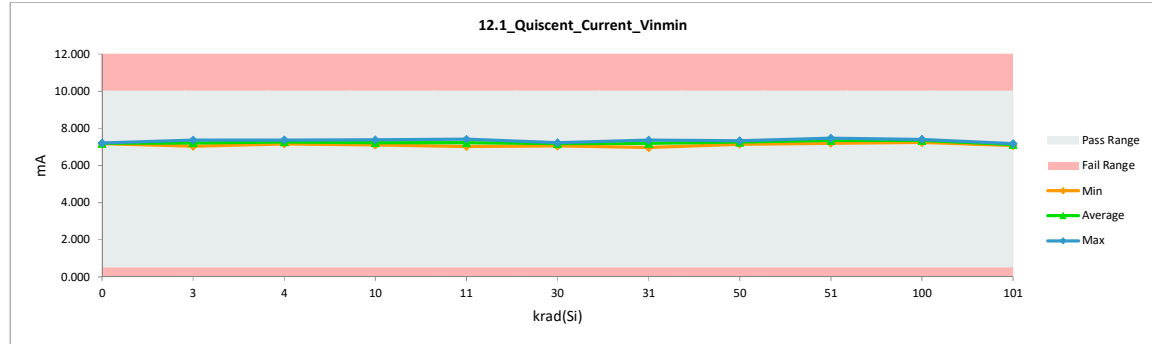
HDR Report
TPS7H1101A-SP

12.1_ Quiscent Current_Vinmin		
Test Site	Dallas	Dallas
Tester	ETS-364	ETS-364
Test Number	EF5069	EF5069
Unit	mA	mA
Max Limit	10	10
Min Limit	0.5	0.5

krad(Si)	Serial #	Pre	Post	Delta
0	355	7.172	7.175	0.003
0	356	7.201	7.206	0.005
3	274	7.269	7.280	0.011
3	275	7.340	7.362	0.022
3	276	7.075	7.100	0.025
3	277	7.300	7.321	0.021
3	278	7.012	7.029	0.017
4	168	7.209	7.232	0.023
4	169	7.352	7.370	0.018
4	170	7.250	7.271	0.021
4	171	7.295	7.317	0.022
4	172	7.150	7.168	0.018
10	279	7.065	7.104	0.039
10	280	7.220	7.264	0.044
10	281	7.198	7.222	0.024
10	282	7.345	7.380	0.035
10	284	7.157	7.175	0.018
11	173	7.037	7.024	-0.013
11	174	7.323	7.350	0.027
11	175	7.146	7.177	0.031
11	176	7.120	7.151	0.031
11	177	7.382	7.410	0.028
30	285	7.143	7.181	0.038
30	286	7.143	7.220	0.077
30	287	7.179	7.219	0.040
30	288	7.192	7.224	0.032
30	289	7.015	7.049	0.034
31	178	7.041	7.094	0.053
31	179	7.271	7.342	0.071
31	180	7.307	7.364	0.057
31	181	6.927	6.961	0.034
31	182	7.142	7.177	0.035
50	344	7.254	7.309	0.055
50	345	7.145	7.218	0.073
50	346	7.262	7.333	0.071
50	347	7.209	7.258	0.049
50	348	7.093	7.148	0.055
51	263	7.180	7.213	0.033
51	264	7.383	7.461	0.078
51	265	7.414	7.469	0.055
51	266	7.358	7.431	0.073
51	267	7.105	7.193	0.088
100	349	7.322	7.404	0.082
100	350	7.158	7.276	0.118
100	351	7.267	7.384	0.117
100	352	7.322	7.390	0.068
100	354	7.149	7.237	0.088
101	268	7.034	7.169	0.135
101	269	7.024	7.070	0.046
101	270	7.088	7.176	0.088
101	272	7.082	7.169	0.087
101	273	6.971	7.070	0.099



12.1_ Quiscent Curr											
Test Site	Dallas										
Tester	ETS-364										
Test Number	EF5069										
Max Limit	10	mA									
Min Limit	0.5	mA									
krad(Si)	0	3	4	10	11	30	31	50	51	100	101
LL	0.500	0.500	0.500	0.500	0.500	0.500	0.500	0.500	0.500	0.500	0.500
Min	7.175	7.029	7.168	7.104	7.024	7.049	6.961	7.148	7.193	7.237	7.070
Average	7.191	7.218	7.272	7.229	7.222	7.179	7.188	7.253	7.353	7.338	7.131
Max	7.206	7.362	7.370	7.380	7.410	7.224	7.364	7.333	7.469	7.404	7.176
UL	10.000	10.000	10.000	10.000	10.000	10.000	10.000	10.000	10.000	10.000	10.000



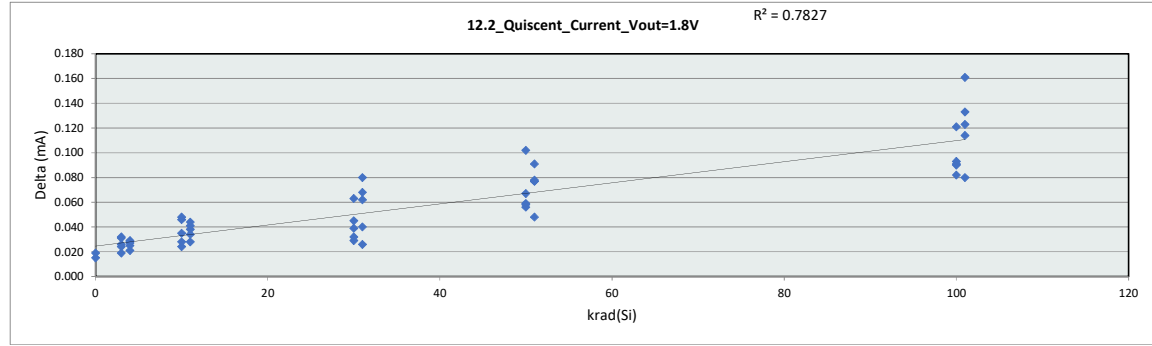
HDR Report TPS7H1101A-SP

Max	7.414	7.469	0.135
Average	7.188	7.236	0.048
Min	6.927	6.961	-0.013
Std Dev	0.118	0.120	0.032

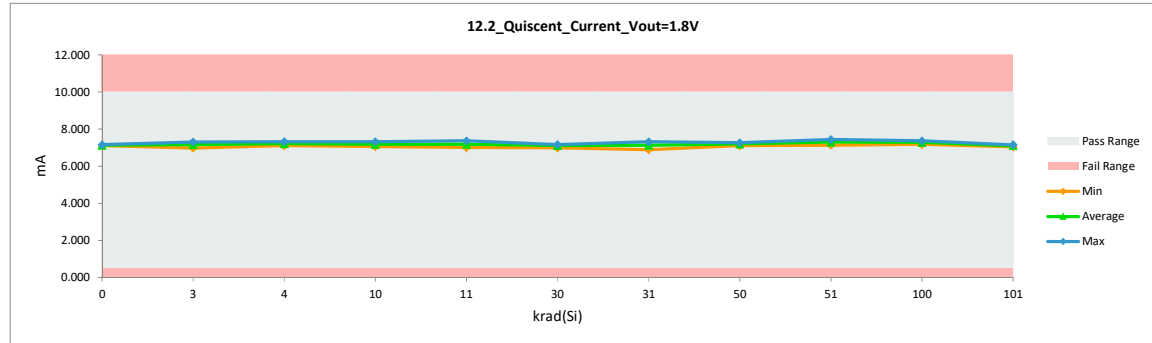
HDR Report
TPS7H1101A-SP

12.2_Quiscent_Current_Vout=1.8V		
Test Site	Dallas	Dallas
Tester	ETS-364	ETS-364
Test Number	EF5069	EF5069
Unit	mA	mA
Max Limit	10	10
Min Limit	0.5	0.5

krad(Si)	Serial #	Pre	Post	Delta
0	355	7.101	7.116	0.015
0	356	7.135	7.154	0.019
3	274	7.207	7.238	0.031
3	275	7.277	7.301	0.024
3	276	7.012	7.044	0.032
3	277	7.241	7.260	0.019
3	278	6.951	6.977	0.026
4	168	7.144	7.173	0.029
4	169	7.290	7.315	0.025
4	170	7.184	7.212	0.028
4	171	7.234	7.261	0.027
4	172	7.082	7.103	0.021
10	279	7.001	7.047	0.046
10	280	7.160	7.208	0.048
10	281	7.133	7.161	0.028
10	282	7.287	7.322	0.035
10	284	7.096	7.120	0.024
11	173	6.973	7.001	0.028
11	174	7.265	7.299	0.034
11	175	7.083	7.127	0.044
11	176	7.055	7.093	0.038
11	177	7.318	7.359	0.041
30	285	7.079	7.118	0.039
30	286	7.079	7.142	0.063
30	287	7.123	7.168	0.045
30	288	7.130	7.159	0.029
30	289	6.956	6.988	0.032
31	178	6.980	7.048	0.068
31	179	7.212	7.292	0.080
31	180	7.247	7.309	0.062
31	181	6.866	6.892	0.026
31	182	7.079	7.119	0.040
50	344	7.192	7.251	0.059
50	345	7.082	7.184	0.102
50	346	7.204	7.262	0.058
50	347	7.149	7.205	0.056
50	348	7.032	7.099	0.067
51	263	7.113	7.161	0.048
51	264	7.323	7.400	0.077
51	265	7.355	7.433	0.078
51	266	7.296	7.373	0.077
51	267	7.041	7.132	0.091
100	349	7.265	7.355	0.090
100	350	7.102	7.195	0.093
100	351	7.211	7.332	0.121
100	352	7.266	7.357	0.091
100	354	7.093	7.175	0.082
101	268	6.972	7.133	0.161
101	269	6.959	7.039	0.080
101	270	7.027	7.150	0.123
101	272	7.019	7.133	0.114
101	273	6.906	7.039	0.133



12.2_Quiscent_Curr											
Test Site	Dallas										
Tester	ETS-364										
Test Number	EF5069										
Max Limit	10	mA									
Min Limit	0.5	mA									
krad(Si)	0	3	4	10	11	30	31	50	51	100	101
LL	0.500	0.500	0.500	0.500	0.500	0.500	0.500	0.500	0.500	0.500	0.500
Min	7.116	6.977	7.103	7.047	7.001	6.988	6.892	7.099	7.132	7.175	7.039
Average	7.135	7.164	7.213	7.172	7.176	7.115	7.132	7.200	7.300	7.283	7.099
Max	7.154	7.301	7.315	7.322	7.359	7.168	7.309	7.262	7.433	7.357	7.150
UL	10.000	10.000	10.000	10.000	10.000	10.000	10.000	10.000	10.000	10.000	10.000



HDR Report TPS7H1101A-SP

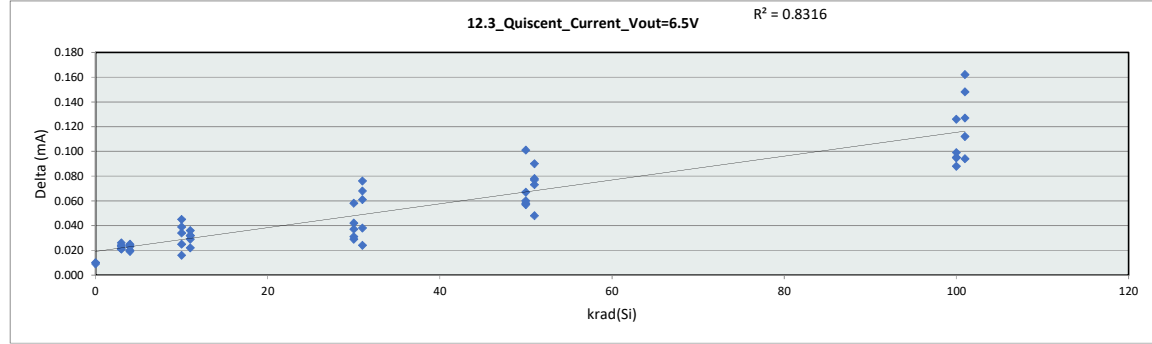
Max	7.355	7.433	0.161
Average	7.127	7.183	0.057
Min	6.866	6.892	0.015
Std Dev	0.119	0.120	0.034

HDR Report
TPS7H1101A-SP

12.3 Quiscent Current_Vout=6.5V

Test Site	Dallas	Dallas
Tester	ETS-364	ETS-364
Test Number	EF5069	EF5069
Unit	mA	mA
Max Limit	10	10
Min Limit	0.5	0.5

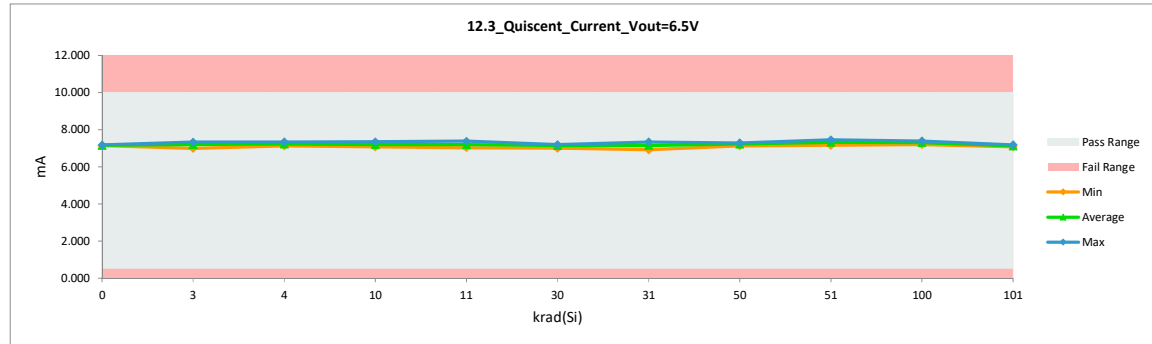
krad(Si)	Serial #	Pre	Post	Delta
0	355	7.136	7.146	0.010
0	356	7.167	7.176	0.009
3	274	7.235	7.261	0.026
3	275	7.306	7.329	0.023
3	276	7.041	7.065	0.024
3	277	7.267	7.288	0.021
3	278	6.977	6.998	0.021
4	168	7.173	7.198	0.025
4	169	7.317	7.337	0.020
4	170	7.214	7.237	0.023
4	171	7.260	7.284	0.024
4	172	7.114	7.133	0.019
10	279	7.030	7.069	0.039
10	280	7.186	7.231	0.045
10	281	7.163	7.188	0.025
10	282	7.311	7.345	0.034
10	284	7.124	7.140	0.016
11	173	7.001	7.023	0.022
11	174	7.288	7.317	0.029
11	175	7.109	7.145	0.036
11	176	7.084	7.116	0.032
11	177	7.348	7.380	0.032
30	285	7.109	7.146	0.037
30	286	7.110	7.168	0.058
30	287	7.146	7.188	0.042
30	288	7.158	7.189	0.031
30	289	6.979	7.008	0.029
31	178	7.004	7.072	0.068
31	179	7.236	7.312	0.076
31	180	7.272	7.333	0.061
31	181	6.890	6.914	0.024
31	182	7.106	7.144	0.038
50	344	7.219	7.277	0.058
50	345	7.110	7.211	0.101
50	346	7.229	7.289	0.060
50	347	7.175	7.232	0.057
50	348	7.059	7.126	0.067
51	263	7.143	7.191	0.048
51	264	7.347	7.425	0.078
51	265	7.379	7.452	0.073
51	266	7.322	7.399	0.077
51	267	7.068	7.158	0.090
100	349	7.289	7.384	0.095
100	350	7.125	7.224	0.099
100	351	7.233	7.359	0.126
100	352	7.289	7.384	0.095
100	354	7.116	7.204	0.088
101	268	6.997	7.159	0.162
101	269	6.988	7.082	0.094
101	270	7.053	7.180	0.127
101	272	7.047	7.159	0.112
101	273	6.934	7.082	0.148



12.3 Quiscent Curr

Test Site	Dallas
Tester	ETS-364
Test Number	EF5069
Max Limit	10 mA
Min Limit	0.5 mA

krad(Si)	0	3	4	10	11	30	31	50	51	100	101
LL	0.500	0.500	0.500	0.500	0.500	0.500	0.500	0.500	0.500	0.500	0.500
Min	7.146	6.998	7.133	7.069	7.023	7.008	6.914	7.126	7.158	7.204	7.082
Average	7.161	7.188	7.238	7.195	7.196	7.140	7.155	7.227	7.325	7.311	7.132
Max	7.176	7.329	7.337	7.345	7.380	7.189	7.333	7.289	7.452	7.384	7.180
UL	10.000	10.000	10.000	10.000	10.000	10.000	10.000	10.000	10.000	10.000	10.000



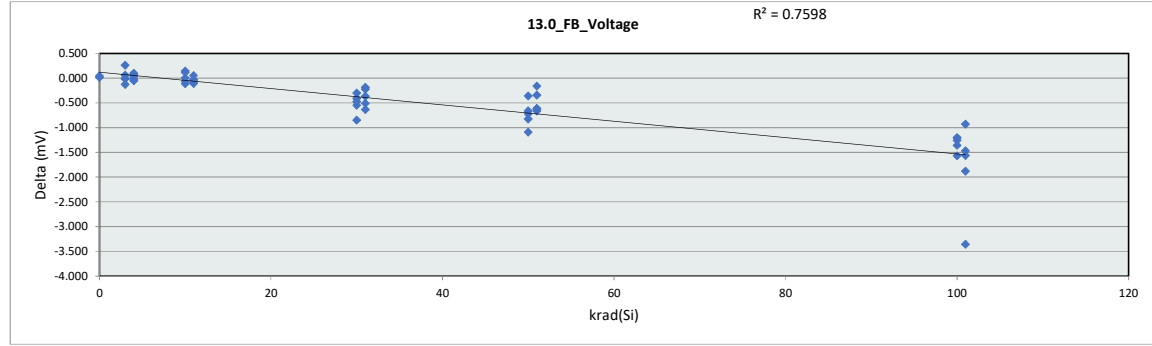
HDR Report TPS7H1101A-SP

Max	7.379	7.452	0.162
Average	7.154	7.209	0.055
Min	6.890	6.914	0.009
Std Dev	0.119	0.119	0.037

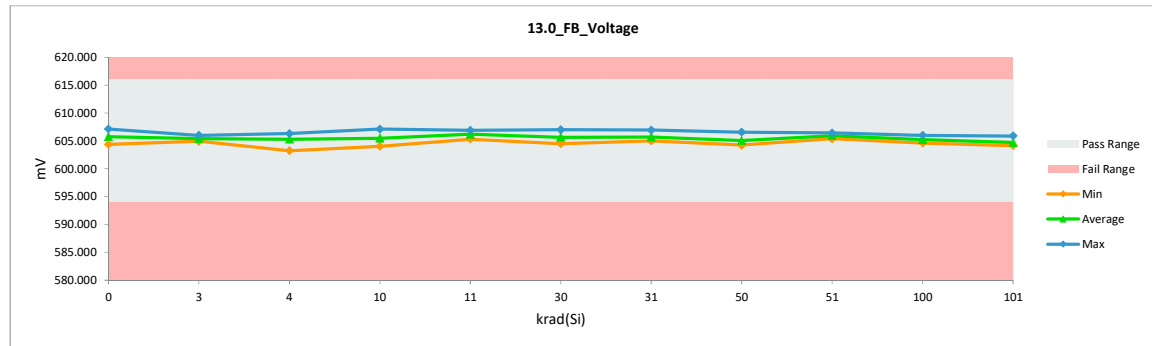
HDR Report
TPS7H1101A-SP

13.0_FB_Voltage		
Test Site	Dallas	Dallas
Tester	ETS-364	ETS-364
Test Number	EF5069	EF5069
Unit	mV	mV
Max Limit	616	616
Min Limit	594	594

krad(Si)	Serial #	Pre	Post	Delta
0	355	604.359	604.373	0.014
0	356	607.085	607.130	0.045
3	274	605.398	605.384	-0.014
3	275	605.997	605.994	-0.003
3	276	605.577	605.451	-0.126
3	277	604.877	605.138	0.261
3	278	604.883	604.945	0.062
4	168	603.289	603.238	-0.051
4	169	605.636	605.614	-0.022
4	170	606.185	606.261	0.076
4	171	606.209	606.307	0.098
4	172	605.088	605.125	0.037
10	279	604.951	604.889	-0.062
10	280	605.651	605.796	0.145
10	281	604.163	604.049	-0.114
10	282	605.639	605.640	0.001
10	284	607.007	607.122	0.115
11	173	606.090	606.007	-0.083
11	174	606.798	606.851	0.053
11	175	605.351	605.313	-0.038
11	176	606.067	606.033	-0.034
11	177	607.017	606.912	-0.105
30	285	604.958	604.482	-0.476
30	286	606.338	606.038	-0.300
30	287	607.416	607.006	-0.410
30	288	606.523	605.976	-0.547
30	289	605.598	604.750	-0.848
31	178	605.192	605.010	-0.182
31	179	607.163	606.939	-0.224
31	180	605.775	605.408	-0.367
31	181	606.178	605.546	-0.632
31	182	606.139	605.631	-0.508
50	344	604.590	604.232	-0.358
50	345	606.012	605.290	-0.722
50	346	607.370	606.547	-0.823
50	347	605.673	605.013	-0.660
50	348	605.410	604.318	-1.092
51	263	605.883	605.722	-0.161
51	264	607.051	606.426	-0.625
51	265	606.937	606.273	-0.664
51	266	606.497	605.886	-0.611
51	267	605.738	605.394	-0.344
100	349	606.321	605.064	-1.257
100	350	606.524	605.317	-1.207
100	351	606.185	604.615	-1.570
100	352	606.409	605.051	-1.358
100	354	607.206	606.005	-1.201
101	268	606.016	604.136	-1.880
101	269	606.159	604.692	-1.467
101	270	607.454	605.894	-1.560
101	272	607.490	604.136	-3.354
101	273	605.620	604.692	-0.928



13.0_FB_Voltage											
Test Site	Dallas										
Tester	ETS-364										
Test Number	EF5069										
Max Limit	616	mV									
Min Limit	594	mV									
krad(Si)	0	3	4	10	11	30	31	50	51	100	101
LL	594.000	594.000	594.000	594.000	594.000	594.000	594.000	594.000	594.000	594.000	594.000
Min	604.373	604.945	603.238	604.049	605.313	604.482	605.010	604.232	605.394	604.615	604.136
Average	605.752	605.382	605.309	605.499	606.223	605.650	605.707	605.080	605.940	605.210	604.710
Max	607.130	605.994	606.307	607.122	606.912	607.006	606.939	606.547	606.426	606.005	605.894
UL	616.000	616.000	616.000	616.000	616.000	616.000	616.000	616.000	616.000	616.000	616.000



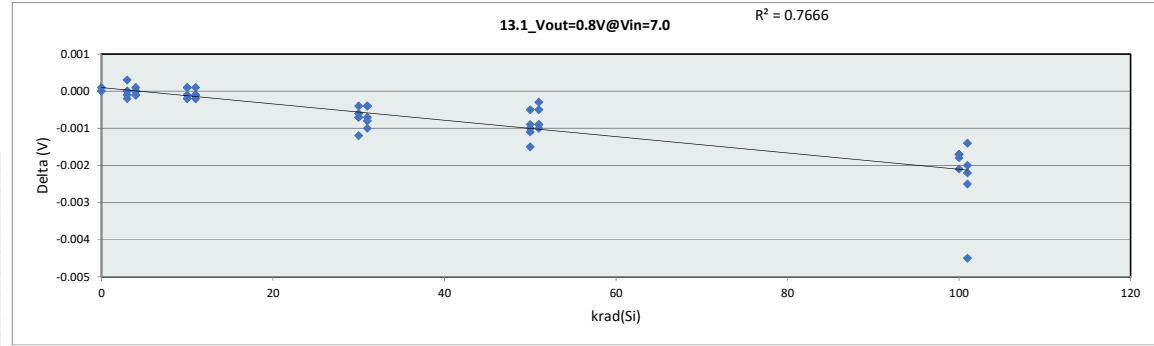
HDR Report TPS7H1101A-SP

Max	607.490	607.130	0.261
Average	605.984	605.482	-0.502
Min	603.289	603.238	-3.354
Std Dev	0.908	0.887	0.669

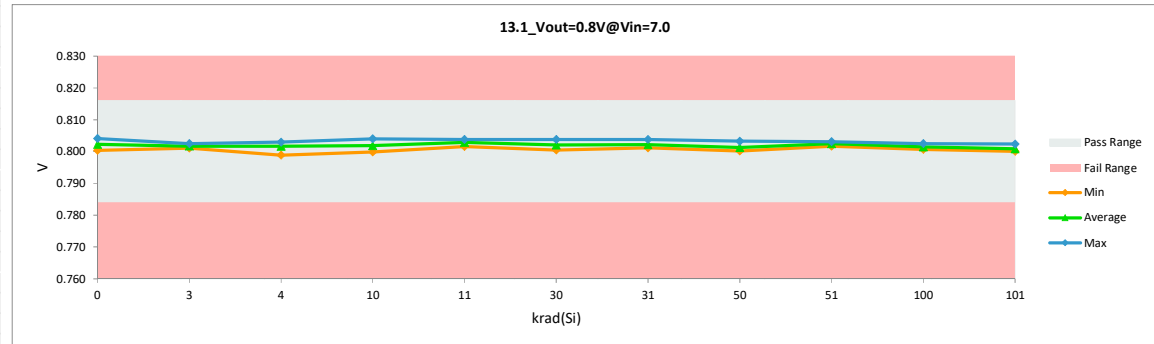
HDR Report
TPS7H1101A-SP

13.1_Vout=0.8V@Vin=7.0		
Test Site	Dallas	Dallas
Tester	ETS-364	ETS-364
Test Number	EF5069	EF5069
Unit	V	V
Max Limit	0.816	0.816
Min Limit	0.784	0.784

krad(Si)	Serial #	Pre	Post	Delta
0	355	0.800	0.800	0.000
0	356	0.804	0.804	0.000
3	274	0.802	0.802	0.000
3	275	0.803	0.803	0.000
3	276	0.802	0.802	0.000
3	277	0.801	0.801	0.000
3	278	0.801	0.801	0.000
4	168	0.799	0.799	0.000
4	169	0.802	0.802	0.000
4	170	0.803	0.803	0.000
4	171	0.803	0.803	0.000
4	172	0.801	0.801	0.000
10	279	0.801	0.801	0.000
10	280	0.802	0.802	0.000
10	281	0.800	0.800	0.000
10	282	0.802	0.802	0.000
10	284	0.804	0.804	0.000
11	173	0.803	0.803	0.000
11	174	0.804	0.804	0.000
11	175	0.802	0.802	0.000
11	176	0.803	0.803	0.000
11	177	0.804	0.804	0.000
30	285	0.801	0.800	-0.001
30	286	0.803	0.803	0.000
30	287	0.804	0.804	-0.001
30	288	0.803	0.803	-0.001
30	289	0.802	0.801	-0.001
31	178	0.802	0.801	0.000
31	179	0.804	0.804	0.000
31	180	0.802	0.802	-0.001
31	181	0.803	0.802	-0.001
31	182	0.803	0.802	-0.001
50	344	0.801	0.800	-0.001
50	345	0.803	0.802	-0.001
50	346	0.804	0.803	-0.001
50	347	0.802	0.801	-0.001
50	348	0.802	0.800	-0.002
51	263	0.803	0.802	0.000
51	264	0.804	0.803	-0.001
51	265	0.804	0.803	-0.001
51	266	0.803	0.802	-0.001
51	267	0.802	0.802	-0.001
100	349	0.803	0.801	-0.002
100	350	0.803	0.802	-0.002
100	351	0.803	0.801	-0.002
100	352	0.803	0.801	-0.002
100	354	0.804	0.803	-0.002
101	268	0.803	0.800	-0.002
101	269	0.803	0.801	-0.002
101	270	0.805	0.802	-0.002
101	272	0.805	0.800	-0.004
101	273	0.802	0.801	-0.001



13.1_Vout=0.8V@Vin=7.0											
Test Site	Dallas										
Tester	ETS-364										
Test Number	EF5069										
Max Limit	0.816	V									
Min Limit	0.784	V									
krad(Si)	0	3	4	10	11	30	31	50	51	100	101
LL	0.784	0.784	0.784	0.784	0.784	0.784	0.784	0.784	0.784	0.784	0.784
Min	0.800	0.801	0.799	0.800	0.802	0.801	0.801	0.800	0.802	0.801	0.800
Average	0.802	0.802	0.802	0.802	0.803	0.802	0.802	0.801	0.802	0.801	0.801
Max	0.804	0.803	0.803	0.804	0.804	0.804	0.804	0.803	0.803	0.803	0.802
UL	0.816	0.816	0.816	0.816	0.816	0.816	0.816	0.816	0.816	0.816	0.816



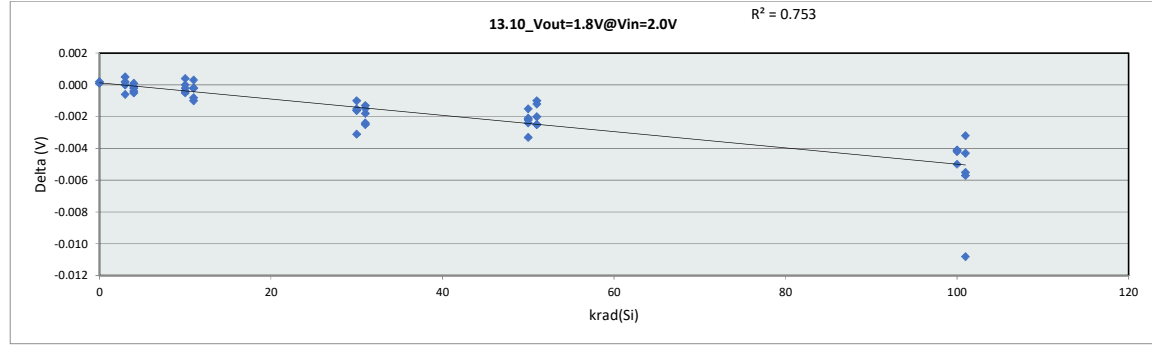
HDR Report
TPS7H1101A-SP

Max	0.805	0.804	0.000
Average	0.803	0.802	-0.001
Min	0.799	0.799	-0.004
Std Dev	0.001	0.001	0.001

HDR Report
TPS7H1101A-SP

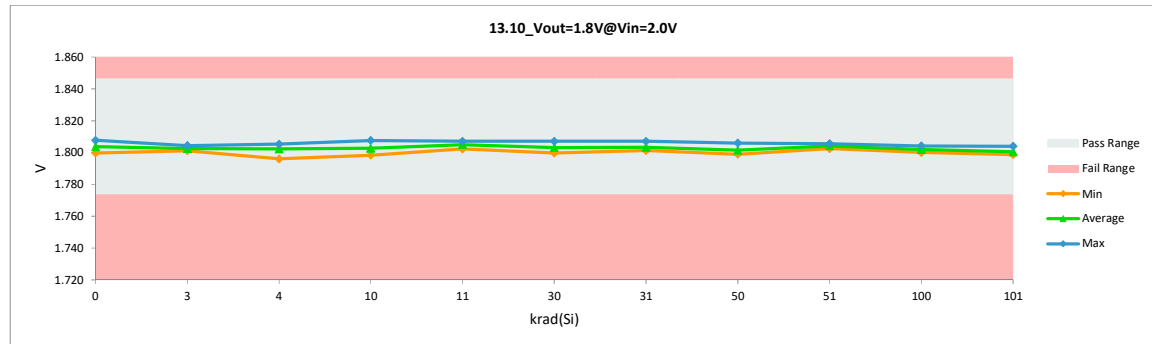
13.10_Vout=1.8V@Vin=2.0V		
Test Site	Dallas	Dallas
Tester	ETS-364	ETS-364
Test Number	EF5069	EF5069
Unit	V	V
Max Limit	1.8462	1.8462
Min Limit	1.7738	1.7738

krad(Si)	Serial #	Pre	Post	Delta
0	355	1.799	1.800	0.000
0	356	1.808	1.808	0.000
3	274	1.803	1.803	0.000
3	275	1.804	1.804	0.000
3	276	1.803	1.803	-0.001
3	277	1.801	1.802	0.000
3	278	1.801	1.801	0.000
4	168	1.796	1.796	0.000
4	169	1.803	1.803	0.000
4	170	1.805	1.805	0.000
4	171	1.805	1.805	0.000
4	172	1.802	1.802	0.000
10	279	1.801	1.801	0.000
10	280	1.803	1.804	0.000
10	281	1.799	1.798	0.000
10	282	1.804	1.803	0.000
10	284	1.808	1.808	0.000
11	173	1.805	1.804	0.000
11	174	1.807	1.807	0.000
11	175	1.803	1.802	-0.001
11	176	1.805	1.804	0.000
11	177	1.808	1.807	-0.001
30	285	1.801	1.800	-0.002
30	286	1.805	1.804	-0.001
30	287	1.809	1.807	-0.001
30	288	1.806	1.804	-0.002
30	289	1.804	1.801	-0.003
31	178	1.803	1.801	-0.001
31	179	1.809	1.807	-0.002
31	180	1.804	1.803	-0.002
31	181	1.805	1.803	-0.002
31	182	1.805	1.803	-0.002
50	344	1.800	1.799	-0.002
50	345	1.804	1.802	-0.002
50	346	1.808	1.806	-0.002
50	347	1.803	1.801	-0.002
50	348	1.803	1.799	-0.003
51	263	1.805	1.803	-0.001
51	264	1.808	1.806	-0.002
51	265	1.808	1.805	-0.003
51	266	1.806	1.804	-0.002
51	267	1.804	1.803	-0.001
100	349	1.806	1.801	-0.004
100	350	1.806	1.802	-0.004
100	351	1.805	1.800	-0.005
100	352	1.806	1.802	-0.004
100	354	1.808	1.804	-0.004
101	268	1.804	1.799	-0.006
101	269	1.805	1.801	-0.004
101	270	1.809	1.804	-0.005
101	272	1.809	1.799	-0.011
101	273	1.804	1.801	-0.003



13.10_Vout=1.8V@V		
Test Site	Dallas	
Tester	ETS-364	
Test Number	EF5069	
Max Limit	1.8462	V
Min Limit	1.7738	V

krad(Si)	0	3	4	10	11	30	31	50	51	100	101
LL	1.774	1.774	1.774	1.774	1.774	1.774	1.774	1.774	1.774	1.774	1.774
Min	1.800	1.801	1.796	1.798	1.802	1.800	1.801	1.799	1.803	1.800	1.799
Average	1.804	1.802	1.802	1.803	1.805	1.803	1.803	1.802	1.804	1.802	1.800
Max	1.808	1.804	1.805	1.808	1.807	1.807	1.807	1.806	1.806	1.804	1.804
UL	1.846	1.846	1.846	1.846	1.846	1.846	1.846	1.846	1.846	1.846	1.846



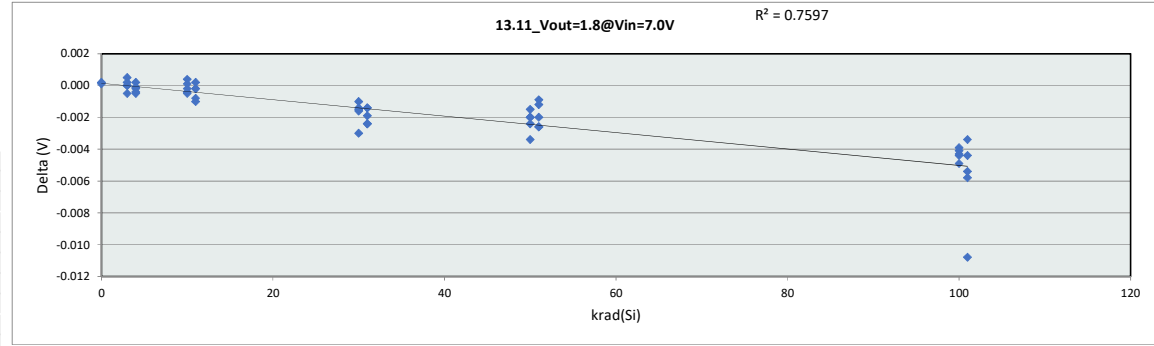
HDR Report
TPS7H1101A-SP

Max	1.809	1.808	0.000
Average	1.805	1.803	-0.002
Min	1.796	1.796	-0.011
Std Dev	0.003	0.003	0.002

HDR Report
TPS7H1101A-SP

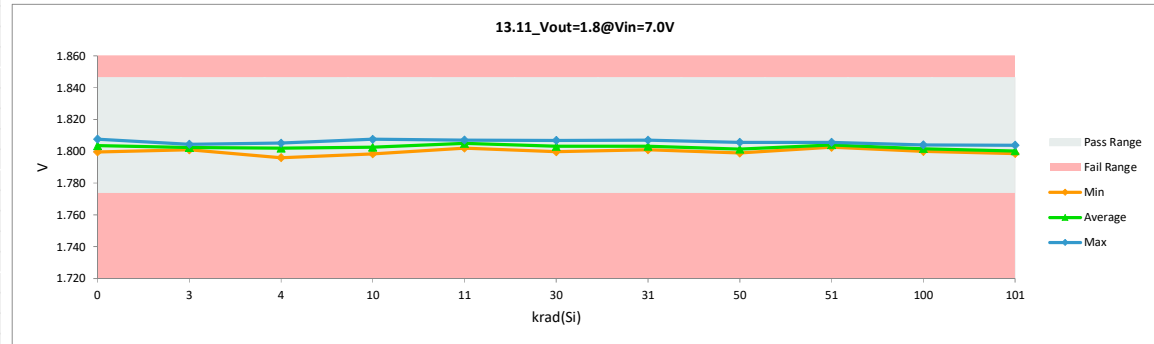
13.11_Vout=1.8@Vin=7.0V		
Test Site	Dallas	Dallas
Tester	ETS-364	ETS-364
Test Number	EF5069	EF5069
Unit	V	V
Max Limit	1.8462	1.8462
Min Limit	1.7738	1.7738

krad(Si)	Serial #	Pre	Post	Delta
0	355	1.799	1.800	0.000
0	356	1.808	1.808	0.000
3	274	1.803	1.803	0.000
3	275	1.804	1.804	0.000
3	276	1.803	1.802	0.000
3	277	1.801	1.801	0.000
3	278	1.801	1.801	0.000
4	168	1.796	1.796	0.000
4	169	1.803	1.803	0.000
4	170	1.805	1.805	0.000
4	171	1.805	1.805	0.000
4	172	1.801	1.801	0.000
10	279	1.801	1.801	0.000
10	280	1.803	1.803	0.000
10	281	1.799	1.798	0.000
10	282	1.803	1.803	0.000
10	284	1.807	1.808	0.000
11	173	1.804	1.804	0.000
11	174	1.807	1.807	0.000
11	175	1.803	1.802	-0.001
11	176	1.805	1.804	0.000
11	177	1.808	1.807	-0.001
30	285	1.801	1.800	-0.002
30	286	1.805	1.804	-0.001
30	287	1.808	1.807	-0.001
30	288	1.806	1.804	-0.002
30	289	1.803	1.800	-0.003
31	178	1.802	1.801	-0.001
31	179	1.809	1.807	-0.001
31	180	1.804	1.803	-0.002
31	181	1.805	1.803	-0.002
31	182	1.805	1.803	-0.002
50	344	1.800	1.799	-0.002
50	345	1.804	1.802	-0.002
50	346	1.808	1.806	-0.002
50	347	1.803	1.801	-0.002
50	348	1.803	1.799	-0.003
51	263	1.805	1.803	-0.001
51	264	1.808	1.806	-0.002
51	265	1.808	1.805	-0.003
51	266	1.806	1.804	-0.003
51	267	1.803	1.803	-0.001
100	349	1.806	1.801	-0.004
100	350	1.806	1.802	-0.004
100	351	1.805	1.800	-0.005
100	352	1.806	1.801	-0.004
100	354	1.808	1.804	-0.004
101	268	1.804	1.799	-0.006
101	269	1.804	1.800	-0.004
101	270	1.809	1.804	-0.005
101	272	1.809	1.799	-0.011
101	273	1.804	1.800	-0.003



13.11_Vout=1.8@Vin=7.0V		
Test Site	Dallas	
Tester	ETS-364	
Test Number	EF5069	
Max Limit	1.8462	V
Min Limit	1.7738	V

krad(Si)	0	3	4	10	11	30	31	50	51	100	101
LL	1.774	1.774	1.774	1.774	1.774	1.774	1.774	1.774	1.774	1.774	1.774
Min	1.800	1.801	1.796	1.798	1.802	1.800	1.801	1.799	1.803	1.800	1.799
Average	1.804	1.802	1.802	1.803	1.805	1.803	1.803	1.801	1.804	1.802	1.800
Max	1.808	1.804	1.805	1.808	1.807	1.807	1.807	1.806	1.806	1.804	1.804
UL	1.846	1.846	1.846	1.846	1.846	1.846	1.846	1.846	1.846	1.846	1.846



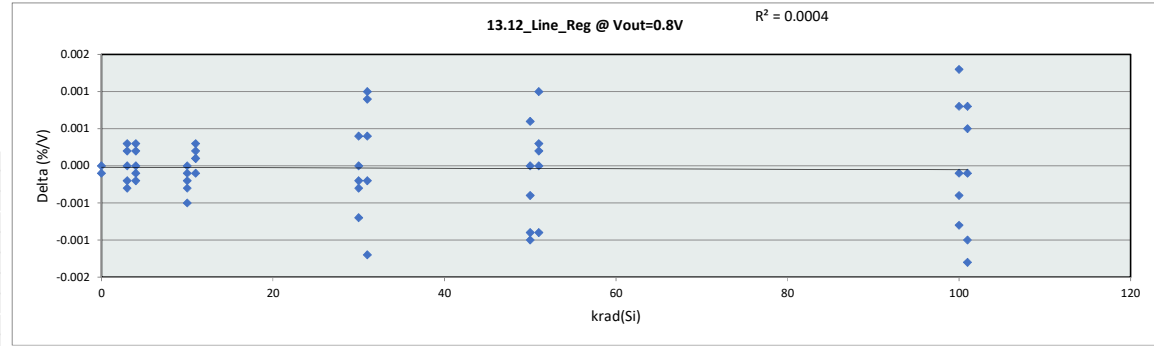
HDR Report TPS7H1101A-SP

Max	1.809	1.808	0.000
Average	1.804	1.803	-0.002
Min	1.796	1.796	-0.011
Std Dev	0.003	0.003	0.002

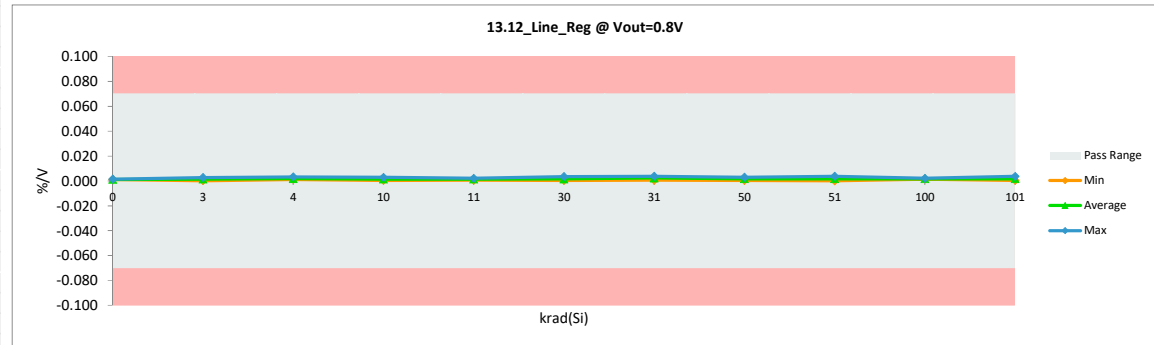
HDR Report
TPS7H1101A-SP

13.12_Line_Reg @ Vout=0.8V		
Test Site	Dallas	Dallas
Tester	ETS-364	ETS-364
Test Number	EF5069	EF5069
Unit	%/V	%/V
Max Limit	0.07	0.07
Min Limit	-0.07	-0.07

krad(Si)	Serial #	Pre	Post	Delta
0	355	0.001	0.001	0.000
0	356	0.002	0.001	0.000
3	274	0.001	0.000	0.000
3	275	0.000	0.000	0.000
3	276	0.002	0.002	0.000
3	277	0.002	0.002	0.000
3	278	0.002	0.003	0.000
4	168	0.001	0.001	0.000
4	169	0.001	0.001	0.000
4	170	0.003	0.003	0.000
4	171	0.002	0.002	0.000
4	172	0.002	0.002	0.000
10	279	0.001	0.001	0.000
10	280	0.003	0.003	0.000
10	281	0.001	0.001	0.000
10	282	0.003	0.003	0.000
10	284	0.001	0.000	0.000
11	173	0.002	0.002	0.000
11	174	0.000	0.001	0.000
11	175	0.002	0.002	0.000
11	176	0.001	0.001	0.000
11	177	0.001	0.002	0.000
30	285	0.001	0.000	0.000
30	286	0.001	0.001	0.000
30	287	0.004	0.003	0.000
30	288	0.002	0.002	0.000
30	289	0.002	0.001	-0.001
31	178	0.002	0.003	0.001
31	179	0.000	0.001	0.001
31	180	0.001	0.001	0.000
31	181	0.005	0.003	-0.001
31	182	0.003	0.004	0.000
50	344	0.001	0.001	0.000
50	345	0.003	0.002	0.000
50	346	0.004	0.003	-0.001
50	347	0.001	0.000	-0.001
50	348	0.001	0.002	0.001
51	263	0.000	0.000	0.000
51	264	0.001	0.001	0.000
51	265	0.003	0.003	0.000
51	266	0.003	0.004	0.001
51	267	0.002	0.001	-0.001
100	349	0.001	0.002	0.001
100	350	0.002	0.002	0.000
100	351	0.002	0.002	0.000
100	352	0.000	0.002	0.001
100	354	0.003	0.002	-0.001
101	268	0.000	0.000	0.000
101	269	0.003	0.004	0.001
101	270	0.002	0.001	-0.001
101	272	0.002	0.000	-0.001
101	273	0.003	0.004	0.000



13.12_Line_Reg @ V											
Test Site	Dallas										
Tester	ETS-364										
Test Number	EF5069										
Max Limit	0.07	%/V									
Min Limit	-0.07	%/V									
krad(Si)	0	3	4	10	11	30	31	50	51	100	101
LL	-0.070	-0.070	-0.070	-0.070	-0.070	-0.070	-0.070	-0.070	-0.070	-0.070	-0.070
Min	0.001	0.000	0.001	0.000	0.001	0.000	0.001	0.000	0.000	0.002	0.000
Average	0.001	0.001	0.002	0.002	0.001	0.002	0.002	0.002	0.002	0.002	0.002
Max	0.001	0.003	0.003	0.003	0.002	0.003	0.004	0.003	0.004	0.002	0.004
UL	0.070	0.070	0.070	0.070	0.070	0.070	0.070	0.070	0.070	0.070	0.070



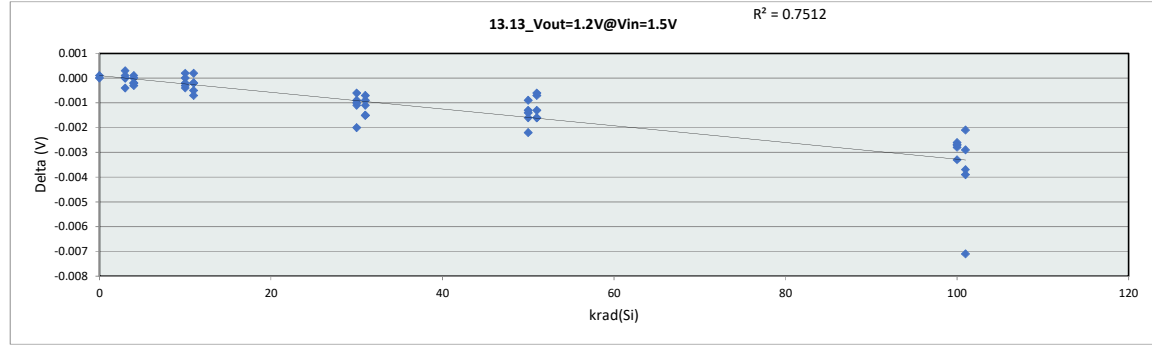
HDR Report TPS7H1101A-SP

Max	0.005	0.004	0.001
Average	0.002	0.002	0.000
Min	0.000	0.000	-0.001
Std Dev	0.001	0.001	0.001

HDR Report
TPS7H1101A-SP

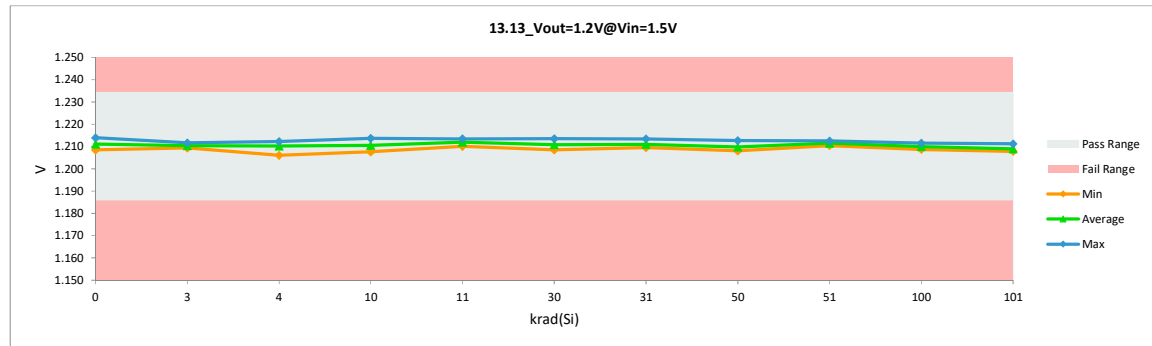
13.13_Vout=1.2V@Vin=1.5V		
Test Site	Dallas	Dallas
Tester	ETS-364	ETS-364
Test Number	EF5069	EF5069
Unit	V	V
Max Limit	1.2342	1.2342
Min Limit	1.1858	1.1858

krad(Si)	Serial #	Pre	Post	Delta
0	355	1.208	1.208	0.000
0	356	1.214	1.214	0.000
3	274	1.210	1.210	0.000
3	275	1.212	1.212	0.000
3	276	1.211	1.210	0.000
3	277	1.209	1.210	0.000
3	278	1.209	1.209	0.000
4	168	1.206	1.206	0.000
4	169	1.211	1.211	0.000
4	170	1.212	1.212	0.000
4	171	1.212	1.212	0.000
4	172	1.210	1.210	0.000
10	279	1.209	1.209	0.000
10	280	1.211	1.211	0.000
10	281	1.208	1.208	0.000
10	282	1.211	1.211	0.000
10	284	1.214	1.214	0.000
11	173	1.212	1.212	0.000
11	174	1.213	1.213	0.000
11	175	1.211	1.210	0.000
11	176	1.212	1.212	0.000
11	177	1.214	1.213	-0.001
30	285	1.209	1.209	-0.001
30	286	1.212	1.212	-0.001
30	287	1.214	1.214	-0.001
30	288	1.213	1.212	-0.001
30	289	1.211	1.209	-0.002
31	178	1.210	1.209	-0.001
31	179	1.214	1.213	-0.001
31	180	1.212	1.210	-0.001
31	181	1.212	1.211	-0.002
31	182	1.212	1.211	-0.002
50	344	1.209	1.208	-0.001
50	345	1.212	1.210	-0.001
50	346	1.214	1.213	-0.002
50	347	1.211	1.210	-0.001
50	348	1.210	1.208	-0.002
51	263	1.212	1.211	-0.001
51	264	1.214	1.212	-0.001
51	265	1.214	1.212	-0.002
51	266	1.213	1.211	-0.002
51	267	1.211	1.210	-0.001
100	349	1.212	1.210	-0.003
100	350	1.213	1.210	-0.003
100	351	1.212	1.209	-0.003
100	352	1.212	1.210	-0.003
100	354	1.214	1.212	-0.003
101	268	1.212	1.208	-0.004
101	269	1.212	1.209	-0.003
101	270	1.215	1.211	-0.004
101	272	1.215	1.208	-0.007
101	273	1.211	1.209	-0.002



13.13_Vout=1.2V@V		
Test Site	Dallas	
Tester	ETS-364	
Test Number	EF5069	
Max Limit	1.2342	V
Min Limit	1.1858	V

krad(Si)	0	3	4	10	11	30	31	50	51	100	101
LL	1.186	1.186	1.186	1.186	1.186	1.186	1.186	1.186	1.186	1.186	1.186
Min	1.208	1.209	1.206	1.208	1.210	1.209	1.210	1.208	1.210	1.209	1.208
Average	1.211	1.210	1.210	1.210	1.212	1.211	1.211	1.210	1.211	1.210	1.209
Max	1.214	1.212	1.212	1.214	1.213	1.214	1.213	1.213	1.213	1.212	1.211
UL	1.234	1.234	1.234	1.234	1.234	1.234	1.234	1.234	1.234	1.234	1.234



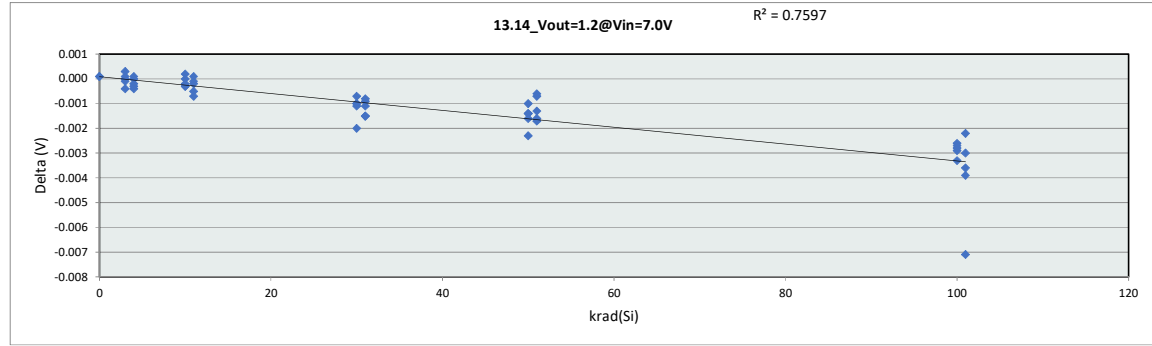
HDR Report TPS7H1101A-SP

Max	1.215	1.214	0.000
Average	1.212	1.211	-0.001
Min	1.206	1.206	-0.007
Std Dev	0.002	0.002	0.001

HDR Report
TPS7H1101A-SP

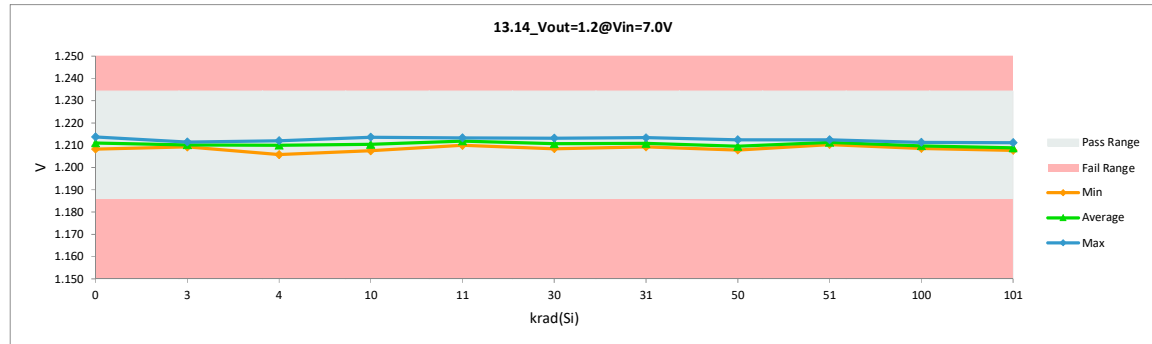
13.14_Vout=1.2@Vin=7.0V		
Test Site	Dallas	Dallas
Tester	ETS-364	ETS-364
Test Number	EF5069	EF5069
Unit	V	V
Max Limit	1.2342	1.2342
Min Limit	1.1858	1.1858

krad(Si)	Serial #	Pre	Post	Delta
0	355	1.208	1.208	0.000
0	356	1.214	1.214	0.000
3	274	1.210	1.210	0.000
3	275	1.212	1.212	0.000
3	276	1.211	1.210	0.000
3	277	1.209	1.210	0.000
3	278	1.209	1.209	0.000
4	168	1.206	1.206	0.000
4	169	1.211	1.211	0.000
4	170	1.212	1.212	0.000
4	171	1.212	1.212	0.000
4	172	1.210	1.210	0.000
10	279	1.209	1.209	0.000
10	280	1.211	1.211	0.000
10	281	1.208	1.207	0.000
10	282	1.211	1.211	0.000
10	284	1.214	1.214	0.000
11	173	1.212	1.211	0.000
11	174	1.213	1.213	0.000
11	175	1.210	1.210	0.000
11	176	1.212	1.212	0.000
11	177	1.214	1.213	-0.001
30	285	1.209	1.208	-0.001
30	286	1.212	1.212	-0.001
30	287	1.214	1.213	-0.001
30	288	1.212	1.211	-0.001
30	289	1.211	1.209	-0.002
31	178	1.210	1.209	-0.001
31	179	1.214	1.213	-0.001
31	180	1.212	1.210	-0.001
31	181	1.212	1.210	-0.002
31	182	1.212	1.210	-0.002
50	344	1.209	1.208	-0.001
50	345	1.211	1.210	-0.001
50	346	1.214	1.212	-0.002
50	347	1.211	1.209	-0.001
50	348	1.210	1.208	-0.002
51	263	1.212	1.211	-0.001
51	264	1.214	1.212	-0.001
51	265	1.214	1.212	-0.002
51	266	1.213	1.211	-0.002
51	267	1.211	1.210	-0.001
100	349	1.212	1.209	-0.003
100	350	1.212	1.210	-0.003
100	351	1.212	1.209	-0.003
100	352	1.212	1.210	-0.003
100	354	1.214	1.211	-0.003
101	268	1.212	1.208	-0.004
101	269	1.212	1.209	-0.003
101	270	1.215	1.211	-0.004
101	272	1.215	1.208	-0.007
101	273	1.211	1.209	-0.002



13.14_Vout=1.2@Vin=7.0V	
Test Site	Dallas
Tester	ETS-364
Test Number	EF5069
Max Limit	1.2342 V
Min Limit	1.1858 V

krad(Si)	0	3	4	10	11	30	31	50	51	100	101
LL	1.186	1.186	1.186	1.186	1.186	1.186	1.186	1.186	1.186	1.186	1.186
Min	1.208	1.209	1.206	1.208	1.210	1.208	1.209	1.208	1.210	1.209	1.208
Average	1.211	1.210	1.210	1.210	1.212	1.211	1.211	1.210	1.211	1.210	1.209
Max	1.214	1.212	1.212	1.214	1.213	1.213	1.213	1.212	1.212	1.211	1.211
UL	1.234	1.234	1.234	1.234	1.234	1.234	1.234	1.234	1.234	1.234	1.234



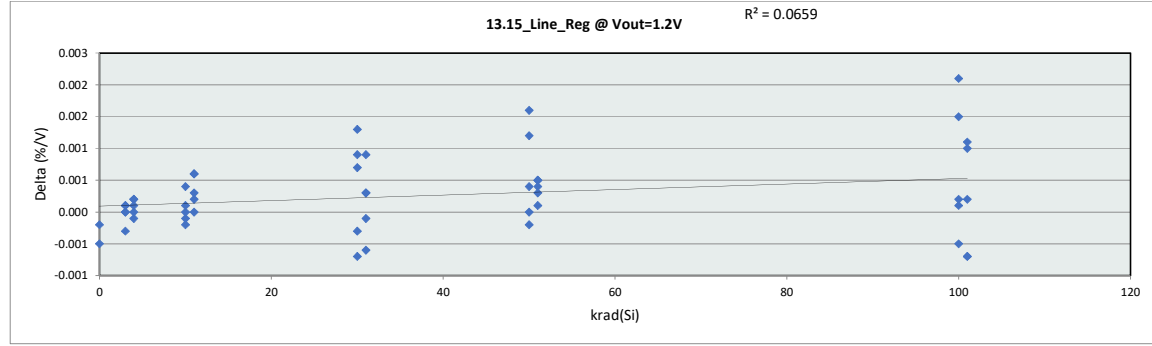
HDR Report TPS7H1101A-SP

Max	1.215	1.214	0.000
Average	1.212	1.210	-0.001
Min	1.206	1.206	-0.007
Std Dev	0.002	0.002	0.001

HDR Report
TPS7H1101A-SP

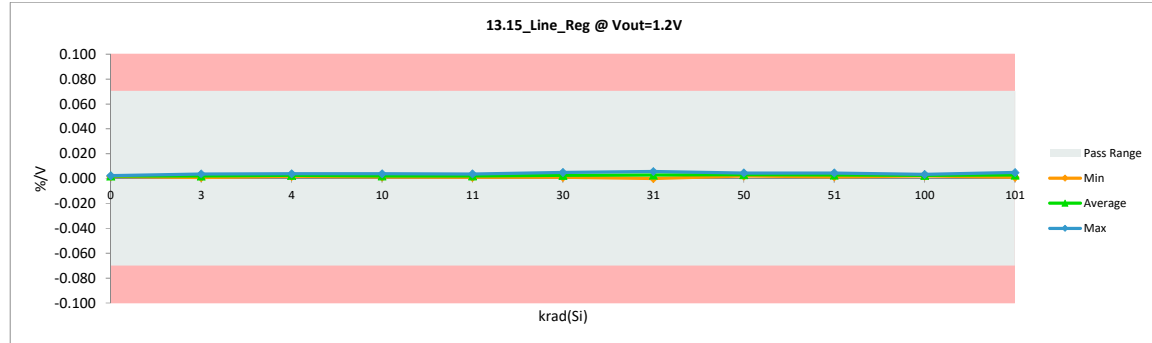
13.15 Line_Reg @ Vout=1.2V		
Test Site	Dallas	Dallas
Tester	ETS-364	ETS-364
Test Number	EF5069	EF5069
Unit	%/V	%/V
Max Limit	0.07	0.07
Min Limit	-0.07	-0.07

krad(Si)	Serial #	Pre	Post	Delta
0	355	0.002	0.002	0.000
0	356	0.003	0.002	0.000
3	274	0.001	0.001	0.000
3	275	0.001	0.001	0.000
3	276	0.003	0.003	0.000
3	277	0.003	0.003	0.000
3	278	0.004	0.004	0.000
4	168	0.002	0.002	0.000
4	169	0.002	0.002	0.000
4	170	0.004	0.004	0.000
4	171	0.002	0.002	0.000
4	172	0.003	0.003	0.000
10	279	0.002	0.001	0.000
10	280	0.003	0.003	0.000
10	281	0.001	0.002	0.000
10	282	0.004	0.004	0.000
10	284	0.002	0.002	0.000
11	173	0.003	0.004	0.001
11	174	0.001	0.001	0.001
11	175	0.003	0.003	0.000
11	176	0.001	0.001	0.000
11	177	0.002	0.002	0.000
30	285	0.001	0.001	0.000
30	286	0.001	0.002	0.001
30	287	0.004	0.005	0.001
30	288	0.003	0.004	0.001
30	289	0.002	0.001	-0.001
31	178	0.003	0.004	0.001
31	179	0.001	0.000	-0.001
31	180	0.000	0.000	0.000
31	181	0.006	0.006	0.000
31	182	0.004	0.005	0.000
50	344	0.002	0.003	0.001
50	345	0.004	0.004	0.000
50	346	0.005	0.004	0.000
50	347	0.002	0.002	0.000
50	348	0.001	0.003	0.002
51	263	0.001	0.001	0.000
51	264	0.002	0.002	0.000
51	265	0.004	0.004	0.000
51	266	0.004	0.004	0.000
51	267	0.002	0.002	0.000
100	349	0.001	0.003	0.001
100	350	0.003	0.003	0.000
100	351	0.002	0.003	0.000
100	352	0.000	0.002	0.002
100	354	0.003	0.003	-0.001
101	268	0.001	0.001	0.000
101	269	0.004	0.005	0.001
101	270	0.003	0.002	-0.001
101	272	0.002	0.001	-0.001
101	273	0.004	0.005	0.001



13.15 Line_Reg @ V	
Test Site	Dallas
Tester	ETS-364
Test Number	EF5069
Max Limit	0.07 %/V
Min Limit	-0.07 %/V

krad(Si)	0	3	4	10	11	30	31	50	51	100	101
LL	-0.070	-0.070	-0.070	-0.070	-0.070	-0.070	-0.070	-0.070	-0.070	-0.070	-0.070
Min	0.002	0.001	0.002	0.001	0.001	0.001	0.000	0.002	0.001	0.002	0.001
Average	0.002	0.002	0.003	0.002	0.002	0.003	0.003	0.003	0.003	0.003	0.003
Max	0.002	0.004	0.004	0.004	0.004	0.005	0.006	0.005	0.005	0.003	0.005
UL	0.070	0.070	0.070	0.070	0.070	0.070	0.070	0.070	0.070	0.070	0.070



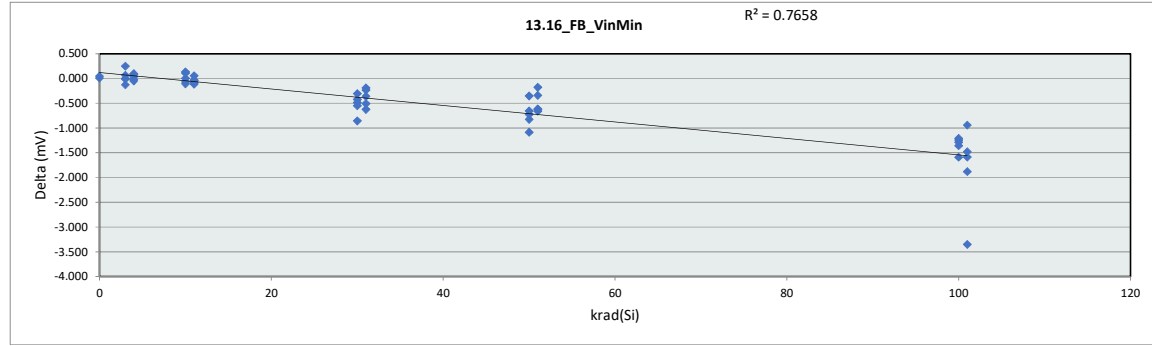
HDR Report TPS7H1101A-SP

Max	0.006	0.006	0.002
Average	0.002	0.003	0.000
Min	0.000	0.000	-0.001
Std Dev	0.001	0.001	0.001

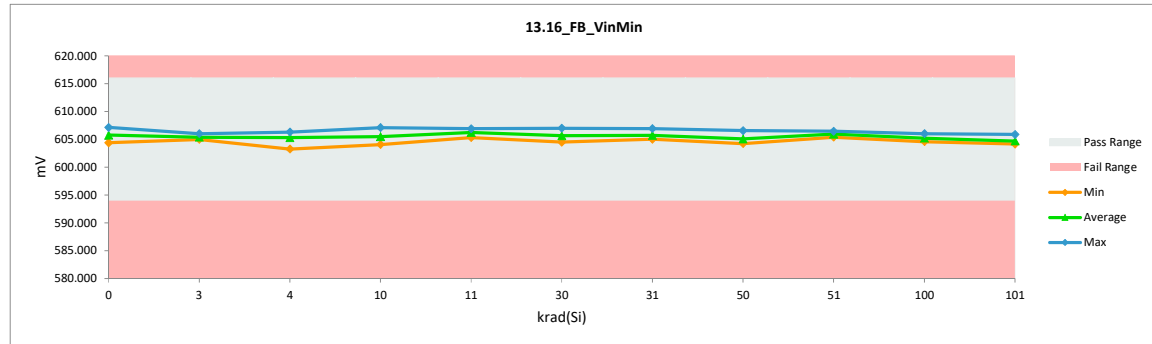
HDR Report
TPS7H1101A-SP

13.16_FB_VinMin		
Test Site	Dallas	Dallas
Tester	ETS-364	ETS-364
Test Number	EF5069	EF5069
Unit	mV	mV
Max Limit	616	616
Min Limit	594	594

krad(Si)	Serial #	Pre	Post	Delta
0	355	604.357	604.368	0.011
0	356	607.081	607.130	0.049
3	274	605.400	605.389	-0.011
3	275	605.994	605.996	0.002
3	276	605.578	605.453	-0.125
3	277	604.883	605.132	0.249
3	278	604.877	604.947	0.070
4	168	603.288	603.241	-0.047
4	169	605.635	605.612	-0.023
4	170	606.179	606.264	0.085
4	171	606.209	606.310	0.101
4	172	605.088	605.130	0.042
10	279	604.953	604.886	-0.067
10	280	605.651	605.787	0.136
10	281	604.163	604.055	-0.108
10	282	605.632	605.639	0.007
10	284	607.005	607.117	0.112
11	173	606.090	606.007	-0.083
11	174	606.796	606.852	0.056
11	175	605.347	605.315	-0.032
11	176	606.065	606.030	-0.035
11	177	607.020	606.908	-0.112
30	285	604.964	604.481	-0.483
30	286	606.338	606.035	-0.303
30	287	607.416	606.996	-0.420
30	288	606.522	605.975	-0.547
30	289	605.597	604.740	-0.857
31	178	605.191	605.002	-0.189
31	179	607.157	606.928	-0.229
31	180	605.769	605.412	-0.357
31	181	606.176	605.553	-0.623
31	182	606.138	605.630	-0.508
50	344	604.588	604.238	-0.350
50	345	606.010	605.286	-0.724
50	346	607.367	606.544	-0.823
50	347	605.668	605.014	-0.654
50	348	605.401	604.318	-1.083
51	263	605.888	605.713	-0.175
51	264	607.047	606.430	-0.617
51	265	606.928	606.269	-0.659
51	266	606.502	605.888	-0.614
51	267	605.735	605.395	-0.340
100	349	606.322	605.036	-1.286
100	350	606.521	605.277	-1.244
100	351	606.182	604.594	-1.588
100	352	606.405	605.049	-1.356
100	354	607.205	605.997	-1.208
101	268	606.016	604.137	-1.879
101	269	606.158	604.677	-1.481
101	270	607.447	605.862	-1.585
101	272	607.489	604.137	-3.352
101	273	605.619	604.677	-0.942



13.16_FB_VinMin											
Test Site	Dallas										
Tester	ETS-364										
Test Number	EF5069										
Max Limit	616	mV									
Min Limit	594	mV									
krad(Si)	0	3	4	10	11	30	31	50	51	100	101
LL	594.000	594.000	594.000	594.000	594.000	594.000	594.000	594.000	594.000	594.000	594.000
Min	604.368	604.947	603.241	604.055	605.315	604.481	605.002	604.238	605.395	604.594	604.137
Average	605.749	605.383	605.311	605.497	606.222	605.645	605.705	605.080	605.939	605.191	604.698
Max	607.130	605.996	606.310	607.117	606.908	606.996	606.928	606.544	606.430	605.997	605.862
UL	616.000	616.000	616.000	616.000	616.000	616.000	616.000	616.000	616.000	616.000	616.000



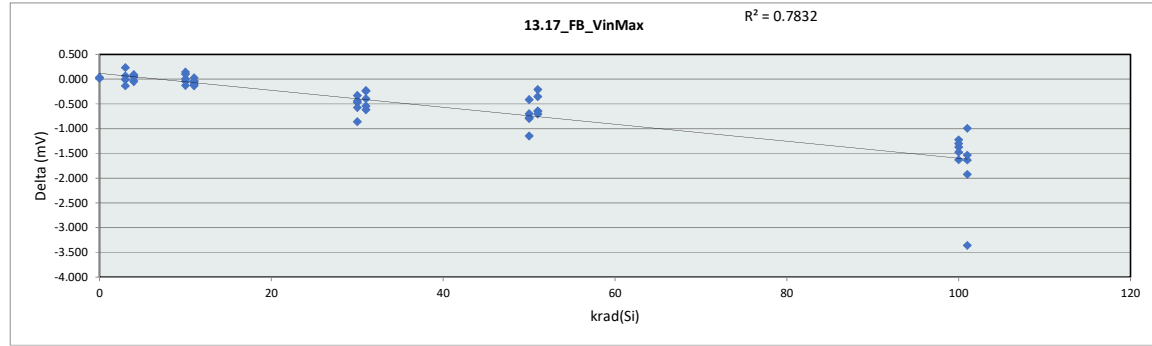
HDR Report TPS7H1101A-SP

Max	607.489	607.130	0.249
Average	605.982	605.478	-0.504
Min	603.288	603.241	-3.352
Std Dev	0.907	0.887	0.672

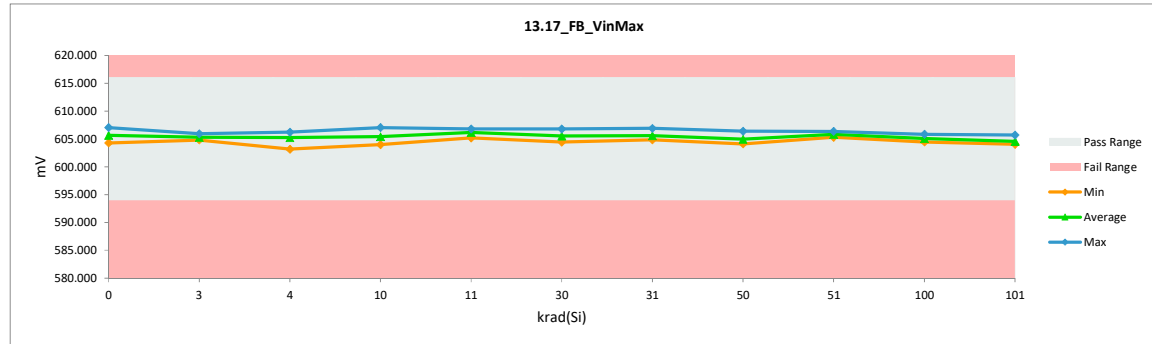
HDR Report
TPS7H1101A-SP

13.17_FB_VinMax		
Test Site	Dallas	Dallas
Tester	ETS-364	ETS-364
Test Number	EF5069	EF5069
Unit	mV	mV
Max Limit	616	616
Min Limit	594	594

krad(Si)	Serial #	Pre	Post	Delta
0	355	604.293	604.304	0.011
0	356	607.004	607.045	0.041
3	274	605.358	605.356	-0.002
3	275	605.971	605.961	-0.010
3	276	605.485	605.350	-0.135
3	277	604.798	605.031	0.233
3	278	604.750	604.818	0.068
4	168	603.210	603.160	-0.050
4	169	605.580	605.550	-0.030
4	170	606.047	606.117	0.070
4	171	606.131	606.221	0.090
4	172	604.977	605.020	0.043
10	279	604.898	604.855	-0.043
10	280	605.539	605.684	0.145
10	281	604.120	603.992	-0.128
10	282	605.494	605.498	0.004
10	284	606.948	607.051	0.103
11	173	605.983	605.885	-0.098
11	174	606.773	606.802	0.029
11	175	605.242	605.198	-0.044
11	176	606.083	606.049	-0.034
11	177	606.959	606.827	-0.132
30	285	604.905	604.435	-0.470
30	286	606.292	605.963	-0.329
30	287	607.255	606.818	-0.437
30	288	606.425	605.852	-0.573
30	289	605.528	604.667	-0.861
31	178	605.085	604.847	-0.238
31	179	607.131	606.901	-0.230
31	180	605.772	605.376	-0.396
31	181	605.970	605.355	-0.615
31	182	605.979	605.438	-0.541
50	344	604.530	604.117	-0.413
50	345	605.899	605.123	-0.776
50	346	607.190	606.395	-0.795
50	347	605.601	604.903	-0.698
50	348	605.361	604.212	-1.149
51	263	605.846	605.637	-0.209
51	264	606.996	606.353	-0.643
51	265	606.799	606.093	-0.706
51	266	606.367	605.717	-0.650
51	267	605.660	605.307	-0.353
100	349	606.271	604.898	-1.373
100	350	606.405	605.102	-1.303
100	351	606.090	604.462	-1.628
100	352	606.401	604.926	-1.475
100	354	607.086	605.861	-1.225
101	268	605.987	604.062	-1.925
101	269	606.026	604.489	-1.537
101	270	607.348	605.711	-1.637
101	272	607.423	604.062	-3.361
101	273	605.483	604.489	-0.994



13.17_FB_VinMax											
Test Site	Dallas										
Tester	ETS-364										
Test Number	EF5069										
Max Limit	616	mV									
Min Limit	594	mV									
krad(Si)	0	3	4	10	11	30	31	50	51	100	101
LL	594.000	594.000	594.000	594.000	594.000	594.000	594.000	594.000	594.000	594.000	594.000
Min	604.304	604.818	603.160	603.992	605.198	604.435	604.847	604.117	605.307	604.462	604.062
Average	605.675	605.303	605.214	605.416	606.152	605.547	605.583	604.950	605.821	605.050	604.563
Max	607.045	605.961	606.221	607.051	606.827	606.818	606.901	606.395	606.353	605.861	605.711
UL	616.000	616.000	616.000	616.000	616.000	616.000	616.000	616.000	616.000	616.000	616.000



HDR Report TPS7H1101A-SP

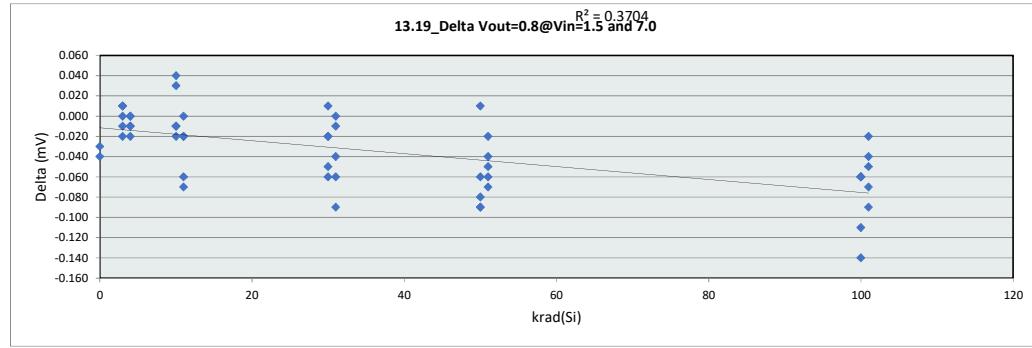
Max	607.423	607.051	0.233
Average	605.899	605.372	-0.527
Min	603.210	603.160	-3.361
Std Dev	0.902	0.889	0.685

HDR Report
TPS7H1101A-SP

13.19_Delta Vout=0.8@Vin=1.5 a

Test Site	Dallas	Dallas
Tester	ETS-364	ETS-364
Test Number	EF5069	EF5069
Unit	mV	mV
Max Limit	0.6	0.6
Min Limit	-0.000001	-0.000001

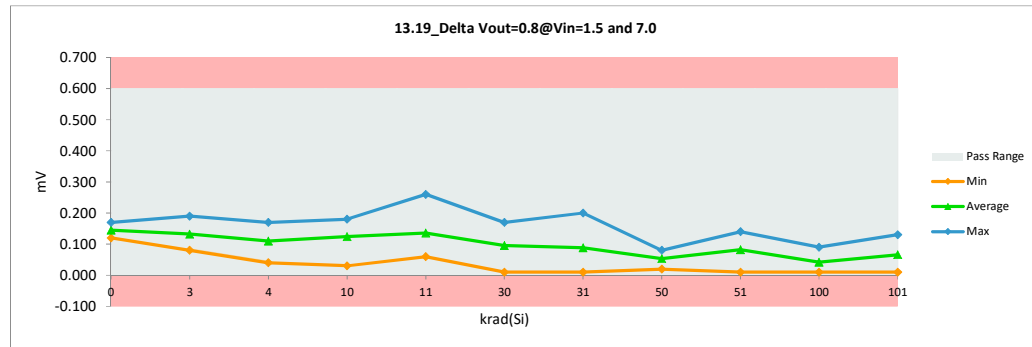
krad(Si)	Serial #	Pre	Post	Delta
0	355	0.200	0.170	-0.030
0	356	0.160	0.120	-0.040
3	274	0.170	0.180	0.010
3	275	0.200	0.190	-0.010
3	276	0.110	0.110	0.000
3	277	0.120	0.100	-0.020
3	278	0.070	0.080	0.010
4	168	0.140	0.140	0.000
4	169	0.170	0.170	0.000
4	170	0.050	0.040	-0.010
4	171	0.130	0.110	-0.020
4	172	0.100	0.090	-0.010
10	279	0.150	0.180	0.030
10	280	0.070	0.110	0.040
10	281	0.170	0.160	-0.010
10	282	0.040	0.030	-0.010
10	284	0.160	0.140	-0.020
11	173	0.080	0.060	-0.020
11	174	0.240	0.180	-0.060
11	175	0.090	0.070	-0.020
11	176	0.260	0.260	0.000
11	177	0.180	0.110	-0.070
30	285	0.160	0.170	0.010
30	286	0.170	0.120	-0.050
30	287	0.030	0.010	-0.020
30	288	0.110	0.050	-0.060
30	289	0.150	0.130	-0.020
31	178	0.100	0.100	0.000
31	179	0.240	0.200	-0.040
31	180	0.250	0.190	-0.060
31	181	0.030	0.030	0.000
31	182	0.020	0.010	-0.010
50	344	0.160	0.070	-0.090
50	345	0.080	0.020	-0.060
50	346	0.010	0.020	0.010
50	347	0.160	0.080	-0.080
50	348	0.170	0.080	-0.090
51	263	0.210	0.140	-0.070
51	264	0.180	0.120	-0.060
51	265	0.060	0.010	-0.050
51	266	0.060	0.020	-0.040
51	267	0.140	0.120	-0.020
100	349	0.160	0.050	-0.110
100	350	0.080	0.020	-0.060
100	351	0.100	0.040	-0.060
100	352	0.230	0.090	-0.140
100	354	0.070	0.010	-0.060
101	268	0.200	0.130	-0.070
101	269	0.060	0.010	-0.050
101	270	0.140	0.050	-0.090
101	272	0.150	0.130	-0.020
101	273	0.050	0.010	-0.040



13.19_Delta Vout=0

Test Site	Dallas
Tester	ETS-364
Test Number	EF5069
Max Limit	0.6 mV
Min Limit	-1E-06 mV

krad(Si)	0	3	4	10	11	30	31	50	51	100	101
LL	0.000	0.000	0.000	0.000	0.000	0.000	0.000	0.000	0.000	0.000	0.000
Min	0.120	0.080	0.040	0.030	0.060	0.010	0.010	0.020	0.010	0.010	0.010
Average	0.145	0.132	0.110	0.124	0.136	0.096	0.088	0.054	0.082	0.042	0.066
Max	0.170	0.190	0.170	0.180	0.260	0.170	0.200	0.080	0.140	0.090	0.130
UL	0.600	0.600	0.600	0.600	0.600	0.600	0.600	0.600	0.600	0.600	0.600



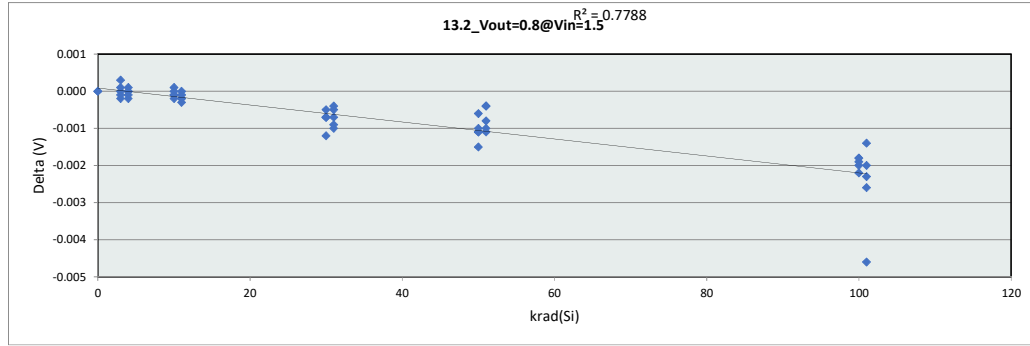
HDR Report TPS7H1101A-SP

Max	0.260	0.260	0.040
Average	0.131	0.095	-0.036
Min	0.010	0.010	-0.140
Std Dev	0.064	0.064	0.037

HDR Report
TPS7H1101A-SP

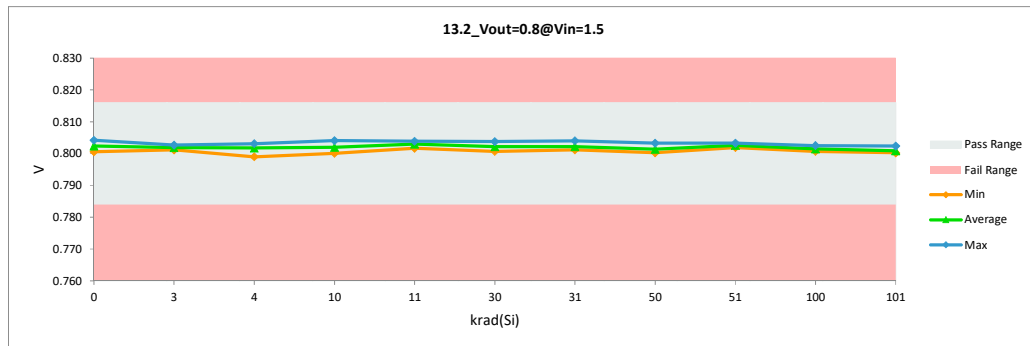
13.2_Vout=0.8@Vin=1.5		
Test Site	Dallas	Dallas
Tester	ETS-364	ETS-364
Test Number	EF5069	EF5069
Unit	V	V
Max Limit	0.816	0.816
Min Limit	0.784	0.784

krad(Si)	Serial #	Pre	Post	Delta
0	355	0.801	0.801	0.000
0	356	0.804	0.804	0.000
3	274	0.802	0.802	0.000
3	275	0.803	0.803	0.000
3	276	0.802	0.802	0.000
3	277	0.801	0.802	0.000
3	278	0.801	0.801	0.000
4	168	0.799	0.799	0.000
4	169	0.802	0.802	0.000
4	170	0.803	0.803	0.000
4	171	0.803	0.803	0.000
4	172	0.802	0.802	0.000
10	279	0.801	0.801	0.000
10	280	0.802	0.802	0.000
10	281	0.800	0.800	0.000
10	282	0.802	0.802	0.000
10	284	0.804	0.804	0.000
11	173	0.803	0.803	0.000
11	174	0.804	0.804	0.000
11	175	0.802	0.802	0.000
11	176	0.803	0.803	0.000
11	177	0.804	0.804	0.000
30	285	0.801	0.801	-0.001
30	286	0.803	0.803	-0.001
30	287	0.804	0.804	-0.001
30	288	0.803	0.803	-0.001
30	289	0.802	0.801	-0.001
31	178	0.802	0.801	-0.001
31	179	0.804	0.804	0.000
31	180	0.803	0.802	-0.001
31	181	0.803	0.802	-0.001
31	182	0.803	0.802	-0.001
50	344	0.801	0.800	-0.001
50	345	0.803	0.802	-0.001
50	346	0.804	0.803	-0.001
50	347	0.802	0.801	-0.001
50	348	0.802	0.800	-0.002
51	263	0.803	0.802	0.000
51	264	0.804	0.803	-0.001
51	265	0.804	0.803	-0.001
51	266	0.803	0.802	-0.001
51	267	0.802	0.802	0.000
100	349	0.803	0.801	-0.002
100	350	0.803	0.802	-0.002
100	351	0.803	0.801	-0.002
100	352	0.803	0.801	-0.002
100	354	0.804	0.803	-0.002
101	268	0.803	0.800	-0.003
101	269	0.803	0.801	-0.002
101	270	0.805	0.802	-0.002
101	272	0.805	0.800	-0.005
101	273	0.802	0.801	-0.001



13.2_Vout=0.8@Vin=1.5		
Test Site	Dallas	
Tester	ETS-364	
Test Number	EF5069	
Max Limit	0.816	V
Min Limit	0.784	V

krad(Si)	0	3	4	10	11	30	31	50	51	100	101
LL	0.784	0.784	0.784	0.784	0.784	0.784	0.784	0.784	0.784	0.784	0.784
Min	0.801	0.801	0.799	0.800	0.802	0.801	0.801	0.800	0.802	0.801	0.800
Average	0.802	0.802	0.802	0.802	0.803	0.802	0.802	0.801	0.803	0.802	0.801
Max	0.804	0.803	0.803	0.804	0.804	0.804	0.804	0.803	0.803	0.803	0.802
UL	0.816	0.816	0.816	0.816	0.816	0.816	0.816	0.816	0.816	0.816	0.816



HDR Report
TPS7H1101A-SP

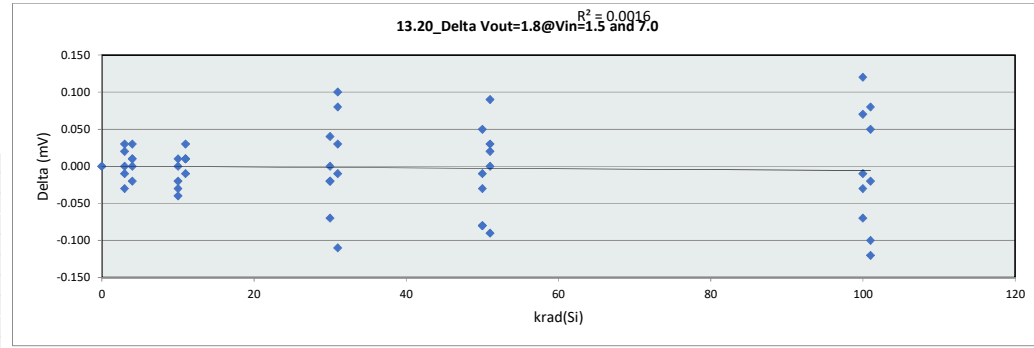
Max	0.805	0.804	0.000
Average	0.803	0.802	-0.001
Min	0.799	0.799	-0.005
Std Dev	0.001	0.001	0.001

HDR Report
TPS7H1101A-SP

13.20_Delta Vout=1.8@Vin=1.5 a

Test Site	Dallas	Dallas
Tester	ETS-364	ETS-364
Test Number	EF5069	EF5069
Unit	mV	mV
Max Limit	0.6	0.6
Min Limit	-0.6	-0.6

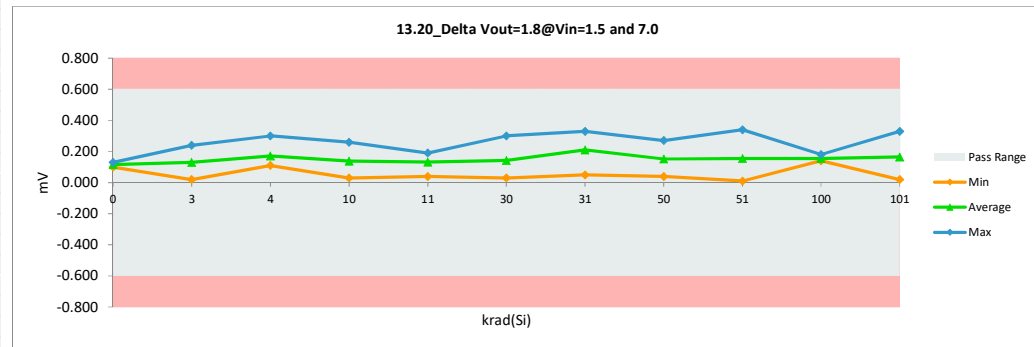
krad(Si)	Serial #	Pre	Post	Delta
0	355	0.100	0.100	0.000
0	356	0.130	0.130	0.000
3	274	0.070	0.040	-0.030
3	275	0.030	0.020	-0.010
3	276	0.150	0.150	0.000
3	277	0.170	0.200	0.030
3	278	0.220	0.240	0.020
4	168	0.110	0.110	0.000
4	169	0.100	0.110	0.010
4	170	0.270	0.300	0.030
4	171	0.150	0.160	0.010
4	172	0.200	0.180	-0.020
10	279	0.100	0.100	0.000
10	280	0.260	0.240	-0.020
10	281	0.050	0.060	0.010
10	282	0.290	0.260	-0.030
10	284	0.070	0.030	-0.040
11	173	0.180	0.190	0.010
11	174	0.030	0.040	0.010
11	175	0.190	0.180	-0.010
11	176	0.100	0.110	0.010
11	177	0.110	0.140	0.030
30	285	0.050	0.030	-0.020
30	286	0.060	0.060	0.000
30	287	0.320	0.300	-0.020
30	288	0.190	0.230	0.040
30	289	0.160	0.090	-0.070
31	178	0.190	0.290	0.100
31	179	0.000	0.080	0.080
31	180	0.060	0.050	-0.010
31	181	0.410	0.300	-0.110
31	182	0.300	0.330	0.030
50	344	0.130	0.120	-0.010
50	345	0.230	0.200	-0.030
50	346	0.350	0.270	-0.080
50	347	0.120	0.040	-0.080
50	348	0.080	0.130	0.050
51	263	0.010	0.010	0.000
51	264	0.040	0.060	0.020
51	265	0.270	0.300	0.030
51	266	0.250	0.340	0.090
51	267	0.150	0.060	-0.090
100	349	0.070	0.140	0.070
100	350	0.190	0.180	-0.010
100	351	0.170	0.140	-0.030
100	352	0.030	0.150	0.120
100	354	0.230	0.160	-0.070
101	268	0.040	0.020	-0.020
101	269	0.250	0.330	0.080
101	270	0.220	0.120	-0.100
101	272	0.140	0.020	-0.120
101	273	0.280	0.330	0.050



13.20_Delta Vout=1

Test Site	Dallas
Tester	ETS-364
Test Number	EF5069
Max Limit	0.6 mV
Min Limit	-0.6 mV

krad(Si)	0	3	4	10	11	30	31	50	51	100	101
LL	-0.600	-0.600	-0.600	-0.600	-0.600	-0.600	-0.600	-0.600	-0.600	-0.600	-0.600
Min	0.100	0.020	0.110	0.030	0.040	0.030	0.050	0.040	0.010	0.140	0.020
Average	0.115	0.130	0.172	0.138	0.132	0.142	0.210	0.152	0.154	0.154	0.164
Max	0.130	0.240	0.300	0.260	0.190	0.300	0.330	0.270	0.340	0.180	0.330
UL	0.600	0.600	0.600	0.600	0.600	0.600	0.600	0.600	0.600	0.600	0.600



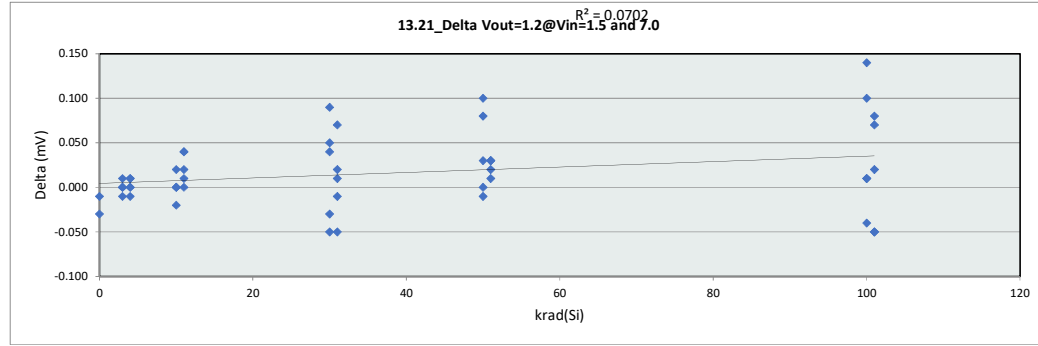
HDR Report TPS7H1101A-SP

Max	0.410	0.340	0.120
Average	0.155	0.153	-0.002
Min	0.000	0.010	-0.120
Std Dev	0.096	0.099	0.052

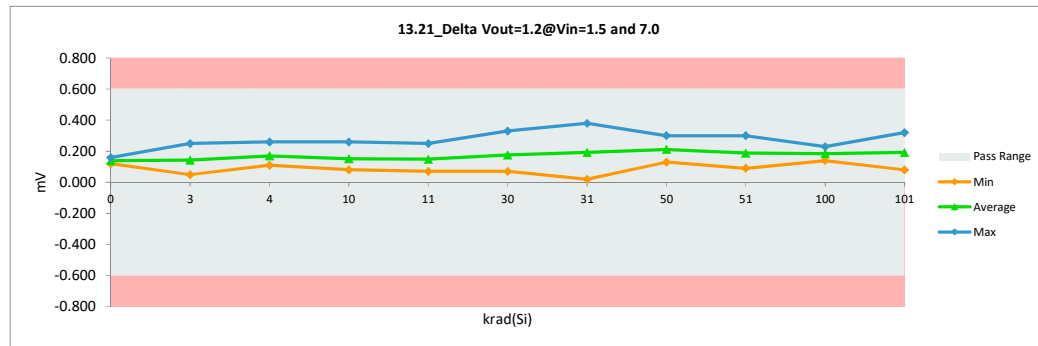
HDR Report
TPS7H1101A-SP

13.21_Delta Vout=1.2@Vin=1.5 and 7.0		
Test Site	Dallas	Dallas
Tester	ETS-364	ETS-364
Test Number	EF5069	EF5069
Unit	mV	mV
Max Limit	0.6	0.6
Min Limit	-0.6	-0.6

krad(Si)	Serial #	Pre	Post	Delta
0	355	0.130	0.120	-0.010
0	356	0.190	0.160	-0.030
3	274	0.070	0.060	-0.010
3	275	0.050	0.050	0.000
3	276	0.170	0.180	0.010
3	277	0.180	0.180	0.000
3	278	0.250	0.250	0.000
4	168	0.150	0.150	0.000
4	169	0.100	0.110	0.010
4	170	0.250	0.260	0.010
4	171	0.140	0.140	0.000
4	172	0.200	0.190	-0.010
10	279	0.100	0.080	-0.020
10	280	0.210	0.210	0.000
10	281	0.080	0.100	0.020
10	282	0.260	0.260	0.000
10	284	0.110	0.110	0.000
11	173	0.210	0.250	0.040
11	174	0.040	0.080	0.040
11	175	0.210	0.210	0.000
11	176	0.050	0.070	0.020
11	177	0.120	0.130	0.010
30	285	0.100	0.070	-0.030
30	286	0.080	0.130	0.050
30	287	0.290	0.330	0.040
30	288	0.180	0.270	0.090
30	289	0.130	0.080	-0.050
31	178	0.180	0.250	0.070
31	179	0.050	0.000	-0.050
31	180	0.010	0.020	0.010
31	181	0.390	0.380	-0.010
31	182	0.290	0.310	0.020
50	344	0.100	0.180	0.080
50	345	0.230	0.260	0.030
50	346	0.310	0.300	-0.010
50	347	0.130	0.130	0.000
50	348	0.090	0.190	0.100
51	263	0.060	0.090	0.030
51	264	0.120	0.140	0.020
51	265	0.270	0.300	0.030
51	266	0.250	0.280	0.030
51	267	0.120	0.130	0.010
100	349	0.090	0.190	0.100
100	350	0.220	0.230	0.010
100	351	0.160	0.170	0.010
100	352	0.000	0.140	0.140
100	354	0.230	0.190	-0.040
101	268	0.060	0.080	0.020
101	269	0.250	0.320	0.070
101	270	0.210	0.160	-0.050
101	272	0.130	0.080	-0.050
101	273	0.240	0.320	0.080



13.21_Delta Vout=1											
Test Site	Dallas										
Tester	ETS-364										
Test Number	EF5069										
Max Limit	0.6	mV									
Min Limit	-0.6	mV									
krad(Si)	0	3	4	10	11	30	31	50	51	100	101
LL	-0.600	-0.600	-0.600	-0.600	-0.600	-0.600	-0.600	-0.600	-0.600	-0.600	-0.600
Min	0.120	0.050	0.110	0.080	0.070	0.070	0.020	0.130	0.090	0.140	0.080
Average	0.140	0.144	0.170	0.152	0.148	0.176	0.192	0.212	0.188	0.184	0.192
Max	0.160	0.250	0.260	0.260	0.250	0.330	0.380	0.300	0.300	0.230	0.320
UL	0.600	0.600	0.600	0.600	0.600	0.600	0.600	0.600	0.600	0.600	0.600



HDR Report TPS7H1101A-SP

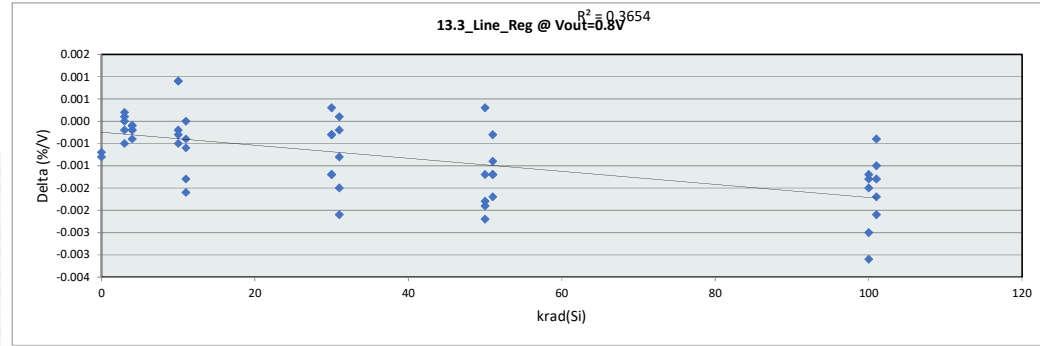
Max	0.390	0.380	0.140
Average	0.158	0.174	0.016
Min	0.000	0.000	-0.050
Std Dev	0.085	0.090	0.041

HDR Report
TPS7H1101A-SP

13.3 Line_Reg @ Vout=0.8V

Test Site	Dallas	Dallas
Tester	ETS-364	ETS-364
Test Number	EF5069	EF5069
Unit	%/V	%/V
Max Limit	0.07	0.07
Min Limit	-0.07	-0.07

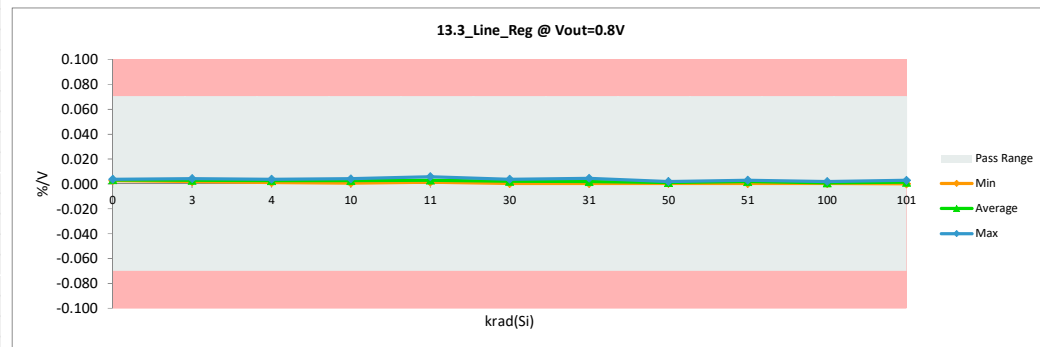
krad(Si)	Serial #	Pre	Post	Delta
0	355	0.004	0.004	-0.001
0	356	0.004	0.003	-0.001
3	274	0.004	0.004	0.000
3	275	0.004	0.004	0.000
3	276	0.002	0.002	0.000
3	277	0.003	0.002	-0.001
3	278	0.002	0.002	0.000
4	168	0.003	0.003	0.000
4	169	0.004	0.004	0.000
4	170	0.001	0.001	0.000
4	171	0.003	0.003	0.000
4	172	0.002	0.002	0.000
10	279	0.003	0.004	0.001
10	280	0.002	0.002	0.000
10	281	0.004	0.004	0.000
10	282	0.001	0.001	0.000
10	284	0.004	0.003	0.000
11	173	0.002	0.002	0.000
11	174	0.005	0.004	-0.001
11	175	0.002	0.002	-0.001
11	176	0.006	0.006	0.000
11	177	0.004	0.002	-0.002
30	285	0.004	0.004	0.000
30	286	0.004	0.003	-0.001
30	287	0.001	0.000	0.000
30	288	0.002	0.001	-0.001
30	289	0.003	0.003	0.000
31	178	0.002	0.000	-0.002
31	179	0.005	0.005	-0.001
31	180	0.006	0.004	-0.002
31	181	0.001	0.001	0.000
31	182	0.000	0.000	0.000
50	344	0.004	0.002	-0.002
50	345	0.002	0.001	-0.001
50	346	0.000	0.000	0.000
50	347	0.004	0.002	-0.002
50	348	0.004	0.002	-0.002
51	263	0.005	0.003	-0.002
51	264	0.004	0.003	-0.001
51	265	0.001	0.000	-0.001
51	266	0.001	0.001	-0.001
51	267	0.003	0.003	0.000
100	349	0.004	0.001	-0.002
100	350	0.002	0.000	-0.002
100	351	0.002	0.001	-0.001
100	352	0.005	0.002	-0.003
100	354	0.002	0.000	-0.001
101	268	0.005	0.003	-0.002
101	269	0.001	0.000	-0.001
101	270	0.003	0.001	-0.002
101	272	0.003	0.003	0.000
101	273	0.001	0.000	-0.001



13.3 Line_Reg @ Vo

Test Site	Dallas
Tester	ETS-364
Test Number	EF5069
Max Limit	0.07 %/V
Min Limit	-0.07 %/V

krad(Si)	0	3	4	10	11	30	31	50	51	100	101
LL	-0.070	-0.070	-0.070	-0.070	-0.070	-0.070	-0.070	-0.070	-0.070	-0.070	-0.070
Min	0.003	0.002	0.001	0.001	0.002	0.000	0.000	0.000	0.000	0.000	0.000
Average	0.003	0.003	0.003	0.003	0.003	0.002	0.002	0.002	0.001	0.002	0.001
Max	0.004	0.004	0.004	0.004	0.006	0.004	0.005	0.002	0.003	0.002	0.003
UL	0.070	0.070	0.070	0.070	0.070	0.070	0.070	0.070	0.070	0.070	0.070



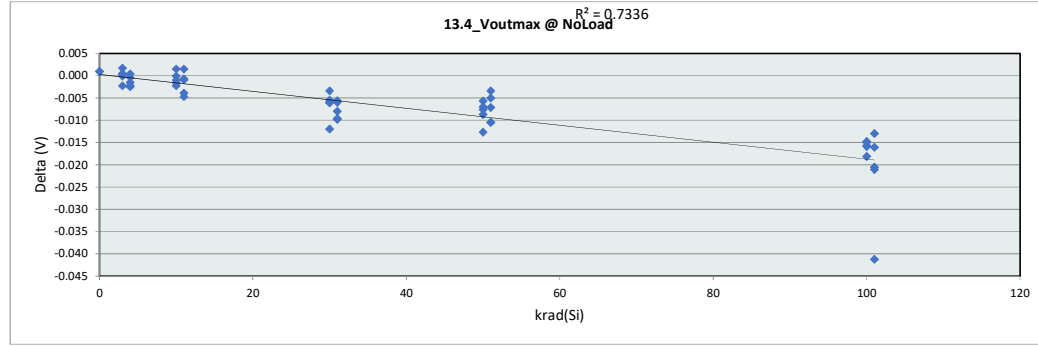
HDR Report
TPS7H1101A-SP

Max	0.006	0.006	0.001
Average	0.003	0.002	-0.001
Min	0.000	0.000	-0.003
Std Dev	0.001	0.001	0.001

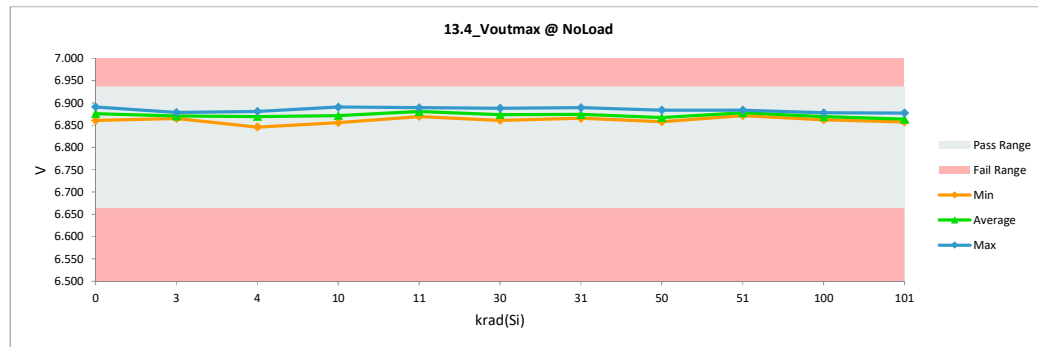
HDR Report
TPS7H1101A-SP

13.4_Voutmax @ NoLoad		
Test Site	Dallas	Dallas
Tester	ETS-364	ETS-364
Test Number	EF5069	EF5069
Unit	V	V
Max Limit	6.936	6.936
Min Limit	6.664	6.664

krad(Si)	Serial #	Pre	Post	Delta
0	355	6.859	6.860	0.001
0	356	6.890	6.891	0.001
3	274	6.871	6.872	0.000
3	275	6.879	6.879	0.000
3	276	6.873	6.871	-0.002
3	277	6.866	6.868	0.002
3	278	6.865	6.865	0.000
4	168	6.848	6.846	-0.002
4	169	6.875	6.873	-0.001
4	170	6.882	6.880	-0.002
4	171	6.881	6.881	0.000
4	172	6.868	6.867	0.000
10	279	6.866	6.865	-0.001
10	280	6.873	6.875	0.002
10	281	6.857	6.856	-0.002
10	282	6.875	6.873	-0.002
10	284	6.891	6.890	0.000
11	173	6.879	6.878	-0.001
11	174	6.888	6.889	0.002
11	175	6.873	6.870	-0.004
11	176	6.880	6.879	-0.001
11	177	6.893	6.888	-0.005
30	285	6.867	6.861	-0.006
30	286	6.882	6.878	-0.003
30	287	6.893	6.888	-0.005
30	288	6.883	6.877	-0.006
30	289	6.876	6.864	-0.012
31	178	6.871	6.866	-0.006
31	179	6.895	6.889	-0.006
31	180	6.880	6.872	-0.008
31	181	6.881	6.872	-0.010
31	182	6.882	6.873	-0.010
50	344	6.863	6.858	-0.006
50	345	6.878	6.871	-0.007
50	346	6.892	6.884	-0.009
50	347	6.874	6.867	-0.008
50	348	6.872	6.859	-0.013
51	263	6.880	6.875	-0.005
51	264	6.891	6.884	-0.007
51	265	6.891	6.881	-0.011
51	266	6.887	6.876	-0.010
51	267	6.875	6.872	-0.003
100	349	6.883	6.867	-0.016
100	350	6.884	6.870	-0.015
100	351	6.880	6.862	-0.018
100	352	6.885	6.869	-0.016
100	354	6.893	6.878	-0.015
101	268	6.879	6.858	-0.021
101	269	6.879	6.863	-0.016
101	270	6.898	6.877	-0.020
101	272	6.899	6.858	-0.041
101	273	6.876	6.863	-0.013



13.4_Voutmax @ No											
Test Site	Dallas										
Tester	ETS-364										
Test Number	EF5069										
Max Limit	6.936	V									
Min Limit	6.664	V									
krad(Si)	0	3	4	10	11	30	31	50	51	100	101
LL	6.664	6.664	6.664	6.664	6.664	6.664	6.664	6.664	6.664	6.664	6.664
Min	6.860	6.865	6.846	6.856	6.870	6.861	6.866	6.858	6.872	6.862	6.858
Average	6.876	6.871	6.870	6.872	6.881	6.874	6.874	6.868	6.877	6.869	6.864
Max	6.891	6.879	6.881	6.890	6.889	6.888	6.889	6.884	6.884	6.878	6.877
UL	6.936	6.936	6.936	6.936	6.936	6.936	6.936	6.936	6.936	6.936	6.936



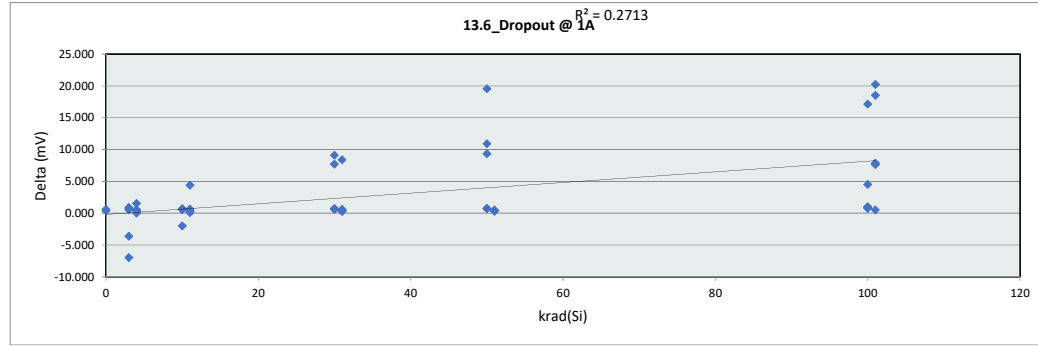
HDR Report TPS7H1101A-SP

Max	6.899	6.891	0.002
Average	6.879	6.872	-0.007
Min	6.848	6.846	-0.041
Std Dev	0.011	0.010	0.008

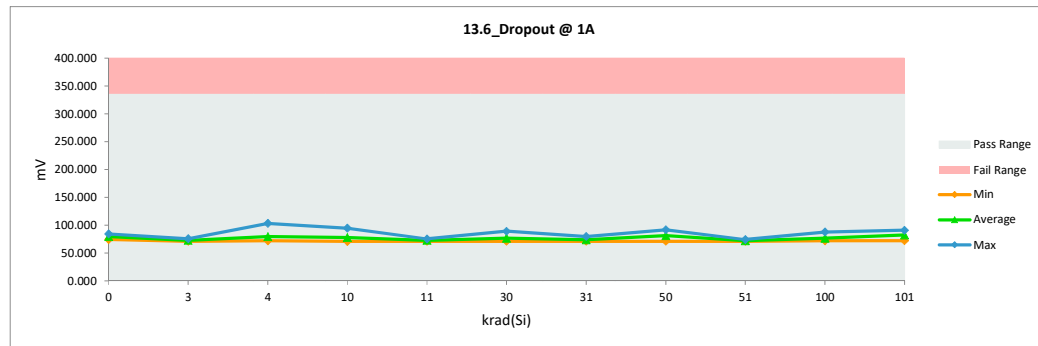
HDR Report
TPS7H1101A-SP

13.6 Dropout @ 1A		
Test Site	Dallas	Dallas
Tester	ETS-364	ETS-364
Test Number	EF5069	EF5069
Unit	mV	mV
Max Limit	335	335
Min Limit	1	1

krad(Si)	Serial #	Pre	Post	Delta
0	355	83.913	84.286	0.373
0	356	73.738	74.311	0.573
3	274	74.731	71.093	-3.638
3	275	70.567	71.454	0.887
3	276	70.793	71.346	0.553
3	277	73.559	74.249	0.690
3	278	82.619	75.630	-6.989
4	168	101.522	103.030	1.508
4	169	71.575	71.976	0.401
4	170	71.357	71.873	0.516
4	171	72.351	72.683	0.332
4	172	77.947	77.949	0.002
10	279	81.630	79.633	-1.997
10	280	70.351	70.915	0.564
10	281	93.970	94.645	0.675
10	282	70.600	71.215	0.615
10	284	71.416	72.034	0.618
11	173	71.433	72.076	0.643
11	174	73.444	73.814	0.370
11	175	70.852	75.231	4.379
11	176	70.758	71.034	0.276
11	177	72.688	72.766	0.078
30	285	79.794	88.897	9.103
30	286	70.409	71.003	0.594
30	287	71.726	72.412	0.686
30	288	70.462	71.170	0.708
30	289	72.197	79.898	7.701
31	178	71.462	79.826	8.364
31	179	73.769	74.352	0.583
31	180	70.623	71.032	0.409
31	181	71.483	71.894	0.411
31	182	71.235	71.497	0.262
50	344	80.780	91.700	10.920
50	345	71.877	72.607	0.730
50	346	70.490	71.206	0.716
50	347	70.690	80.043	9.353
50	348	71.052	90.594	19.542
51	263	70.871	71.196	0.325
51	264	73.578	74.081	0.503
51	265	71.329	71.696	0.367
51	266	71.821	72.159	0.338
51	267	71.151	71.507	0.356
100	349	72.873	73.868	0.995
100	350	72.809	73.698	0.889
100	351	70.645	87.774	17.129
100	352	70.492	74.988	4.496
100	354	71.156	71.936	0.780
101	268	72.305	90.823	18.518
101	269	71.164	79.032	7.868
101	270	71.643	72.153	0.510
101	272	70.583	90.823	20.240
101	273	71.420	79.032	7.612



13.6 Dropout @ 1A											
Test Site	Dallas										
Tester	ETS-364										
Test Number	EF5069										
Max Limit	335	mV									
Min Limit	1	mV									
krad(Si)	0	3	4	10	11	30	31	50	51	100	101
LL	1.000	1.000	1.000	1.000	1.000	1.000	1.000	1.000	1.000	1.000	1.000
Min	74.311	71.093	71.873	70.915	71.034	71.003	71.032	71.206	71.196	71.936	72.153
Average	79.299	72.754	79.502	77.688	72.984	76.676	73.720	81.230	72.128	76.453	82.373
Max	84.286	75.630	103.030	94.645	75.231	88.897	79.826	91.700	74.081	87.774	90.823
UL	335.000	335.000	335.000	335.000	335.000	335.000	335.000	335.000	335.000	335.000	335.000



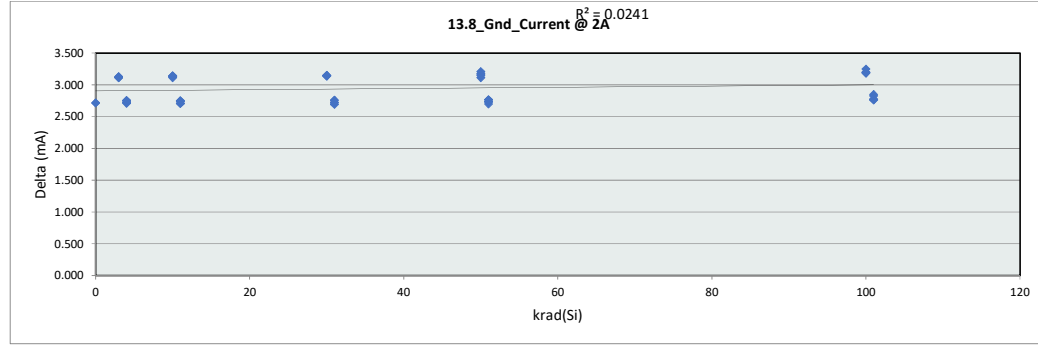
HDR Report TPS7H1101A-SP

Max	101.522	103.030	20.240
Average	73.725	76.657	2.931
Min	70.351	70.915	-6.989
Std Dev	5.905	7.579	5.668

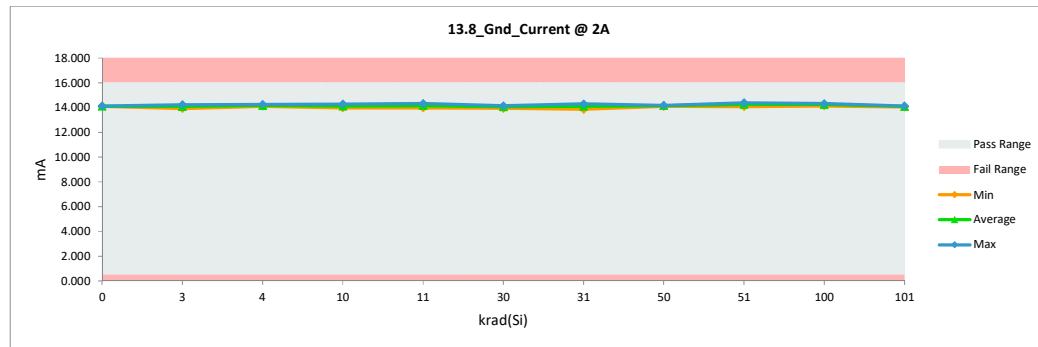
HDR Report
TPS7H1101A-SP

13.8_Gnd_Current @ 2A		
Test Site	Dallas	Dallas
Tester	ETS-364	ETS-364
Test Number	EF5069	EF5069
Unit	mA	mA
Max Limit	16	16
Min Limit	0.5	0.5

krad(Si)	Serial #	Pre	Post	Delta
0	355	11.388	14.104	2.716
0	356	11.408	14.123	2.715
3	274	11.033	14.165	3.132
3	275	11.108	14.226	3.118
3	276	10.889	14.001	3.112
3	277	11.050	14.164	3.114
3	278	10.796	13.922	3.126
4	168	11.380	14.106	2.726
4	169	11.503	14.258	2.755
4	170	11.458	14.186	2.728
4	171	11.519	14.231	2.712
4	172	11.351	14.101	2.750
10	279	10.844	13.975	3.131
10	280	10.978	14.122	3.144
10	281	10.992	14.124	3.132
10	282	11.133	14.273	3.140
10	284	10.983	14.095	3.112
11	173	11.234	13.968	2.734
11	174	11.546	14.297	2.751
11	175	11.341	14.089	2.748
11	176	11.347	14.056	2.709
11	177	11.616	14.324	2.708
30	285	10.892	14.043	3.151
30	286	10.914	14.060	3.146
30	287	10.996	14.140	3.144
30	288	10.996	14.138	3.142
30	289	10.794	13.931	3.137
31	178	11.273	14.033	2.760
31	179	11.524	14.284	2.760
31	180	11.564	14.291	2.727
31	181	11.171	13.864	2.693
31	182	11.377	14.094	2.717
50	344	11.022	14.189	3.167
50	345	10.918	14.126	3.208
50	346	11.078	14.191	3.113
50	347	10.994	14.143	3.149
50	348	10.907	14.086	3.179
51	263	11.402	14.139	2.737
51	264	11.621	14.387	2.766
51	265	11.655	14.385	2.730
51	266	11.597	14.295	2.698
51	267	11.305	14.072	2.767
100	349	11.127	14.325	3.198
100	350	10.943	14.126	3.183
100	351	11.036	14.286	3.250
100	352	11.111	14.305	3.194
100	354	10.975	14.175	3.200
101	268	11.284	14.111	2.827
101	269	11.261	14.040	2.779
101	270	11.363	14.129	2.766
101	272	11.349	14.111	2.762
101	273	11.190	14.040	2.850



13.8_Gnd_Current @											
Test Site	Dallas										
Tester	ETS-364										
Test Number	EF5069										
Max Limit	16	mA									
Min Limit	0.5	mA									
krad(Si)	0	3	4	10	11	30	31	50	51	100	101
LL	0.500	0.500	0.500	0.500	0.500	0.500	0.500	0.500	0.500	0.500	0.500
Min	14.104	13.922	14.101	13.975	13.968	13.931	13.864	14.086	14.072	14.126	14.040
Average	14.114	14.096	14.176	14.118	14.147	14.062	14.113	14.147	14.256	14.243	14.086
Max	14.123	14.226	14.258	14.273	14.324	14.140	14.291	14.191	14.387	14.325	14.129
UL	16.000	16.000	16.000	16.000	16.000	16.000	16.000	16.000	16.000	16.000	16.000



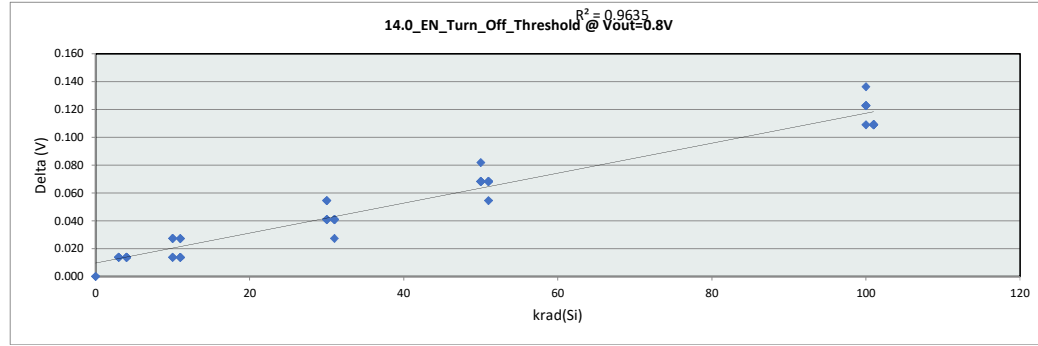
HDR Report TPS7H1101A-SP

Max	11.655	14.387	3.250
Average	11.203	14.143	2.941
Min	10.794	13.864	2.693
Std Dev	0.246	0.118	0.209

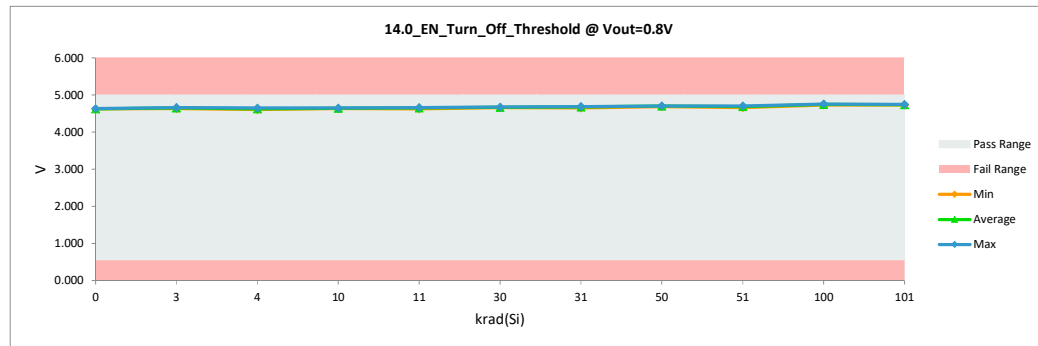
HDR Report
TPS7H1101A-SP

14.0_EN_Turn_Off_Threshold @		
Test Site	Dallas	Dallas
Tester	ETS-364	ETS-364
Test Number	EF5069	EF5069
Unit	V	V
Max Limit	5	5
Min Limit	0.55	0.55

krad(Si)	Serial #	Pre	Post	Delta
0	355	4.633	4.633	0.000
0	356	4.620	4.620	0.000
3	274	4.620	4.633	0.014
3	275	4.647	4.661	0.014
3	276	4.620	4.633	0.014
3	277	4.620	4.633	0.014
3	278	4.647	4.661	0.014
4	168	4.620	4.633	0.014
4	169	4.592	4.606	0.014
4	170	4.633	4.647	0.014
4	171	4.606	4.620	0.014
4	172	4.620	4.633	0.014
10	279	4.620	4.633	0.014
10	280	4.620	4.647	0.027
10	281	4.633	4.647	0.014
10	282	4.606	4.633	0.027
10	284	4.620	4.647	0.027
11	173	4.647	4.661	0.014
11	174	4.606	4.633	0.027
11	175	4.633	4.661	0.027
11	176	4.633	4.647	0.014
11	177	4.606	4.620	0.014
30	285	4.620	4.661	0.041
30	286	4.633	4.674	0.041
30	287	4.620	4.674	0.055
30	288	4.620	4.674	0.055
30	289	4.620	4.661	0.041
31	178	4.647	4.688	0.041
31	179	4.620	4.647	0.027
31	180	4.620	4.661	0.041
31	181	4.647	4.688	0.041
31	182	4.633	4.674	0.041
50	344	4.620	4.688	0.068
50	345	4.620	4.688	0.068
50	346	4.633	4.701	0.068
50	347	4.633	4.701	0.068
50	348	4.620	4.701	0.082
51	263	4.620	4.688	0.068
51	264	4.606	4.674	0.068
51	265	4.606	4.661	0.055
51	266	4.620	4.688	0.068
51	267	4.633	4.701	0.068
100	349	4.606	4.729	0.123
100	350	4.620	4.742	0.123
100	351	4.633	4.756	0.123
100	352	4.606	4.742	0.136
100	354	4.633	4.742	0.109
101	268	4.620	4.729	0.109
101	269	4.633	4.742	0.109
101	270	4.620	4.729	0.109
101	272	4.620	4.729	0.109
101	273	4.633	4.742	0.109



14.0_EN_Turn_Off_Threshold @											
Test Site	Dallas										
Tester	ETS-364										
Test Number	EF5069										
Max Limit	5	V									
Min Limit	0.55	V									
krad(Si)	0	3	4	10	11	30	31	50	51	100	101
LL	0.550	0.550	0.550	0.550	0.550	0.550	0.550	0.550	0.550	0.550	0.550
Min	4.620	4.633	4.606	4.633	4.620	4.661	4.647	4.688	4.661	4.729	4.729
Average	4.626	4.644	4.628	4.641	4.644	4.669	4.671	4.696	4.682	4.742	4.734
Max	4.633	4.661	4.647	4.647	4.661	4.674	4.688	4.701	4.701	4.756	4.742
UL	5.000	5.000	5.000	5.000	5.000	5.000	5.000	5.000	5.000	5.000	5.000



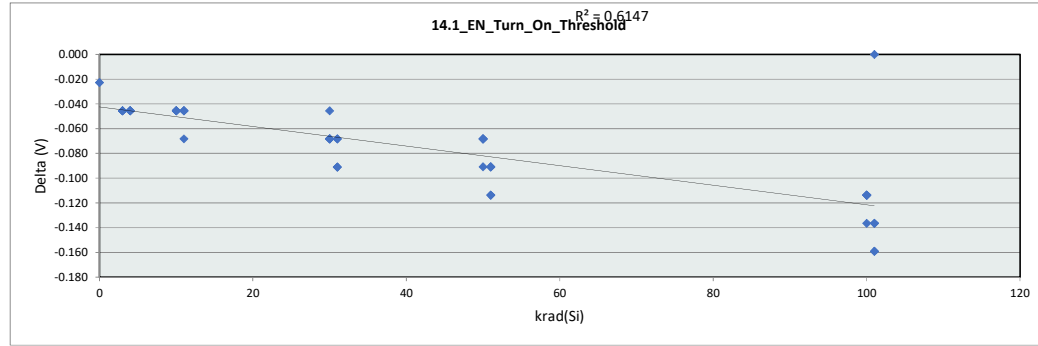
HDR Report TPS7H1101A-SP

Max	4.647	4.756	0.136
Average	4.623	4.673	0.050
Min	4.592	4.606	0.000
Std Dev	0.012	0.040	0.039

HDR Report
TPS7H1101A-SP

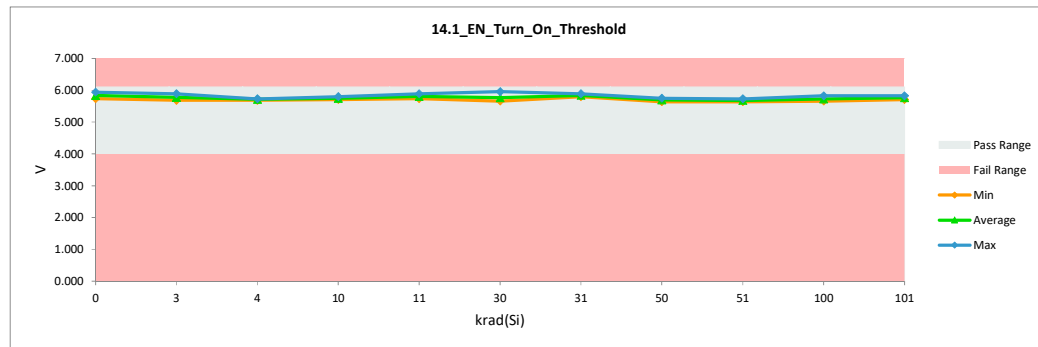
14.1_EN_Turn_On_Threshold		
Test Site	Dallas	Dallas
Tester	ETS-364	ETS-364
Test Number	EF5069	EF5069
Unit	V	V
Max Limit	6.1	6.1
Min Limit	4	4

krad(Si)	Serial #	Pre	Post	Delta
0	355	5.754	5.731	-0.023
0	356	5.958	5.936	-0.023
3	274	5.845	5.799	-0.045
3	275	5.731	5.686	-0.046
3	276	5.868	5.822	-0.045
3	277	5.731	5.686	-0.046
3	278	5.936	5.890	-0.046
4	168	5.754	5.708	-0.045
4	169	5.777	5.731	-0.045
4	170	5.777	5.731	-0.045
4	171	5.754	5.708	-0.045
4	172	5.731	5.686	-0.046
10	279	5.845	5.799	-0.045
10	280	5.822	5.777	-0.046
10	281	5.754	5.708	-0.045
10	282	5.777	5.731	-0.045
10	284	5.754	5.708	-0.045
11	173	5.913	5.868	-0.045
11	174	5.845	5.777	-0.068
11	175	5.936	5.890	-0.046
11	176	5.777	5.731	-0.045
11	177	5.799	5.754	-0.046
30	285	5.754	5.686	-0.068
30	286	5.731	5.663	-0.068
30	287	5.913	5.845	-0.068
30	288	5.708	5.663	-0.045
30	289	6.027	5.958	-0.068
31	178	5.936	5.845	-0.091
31	179	5.890	5.799	-0.091
31	180	5.868	5.799	-0.068
31	181	5.981	5.890	-0.091
31	182	5.936	5.868	-0.068
50	344	5.708	5.640	-0.068
50	345	5.799	5.731	-0.068
50	346	5.731	5.663	-0.068
50	347	5.799	5.708	-0.091
50	348	5.822	5.754	-0.068
51	263	5.731	5.640	-0.091
51	264	5.754	5.663	-0.091
51	265	5.822	5.708	-0.114
51	266	5.754	5.663	-0.091
51	267	5.845	5.731	-0.114
100	349	5.845	5.731	-0.114
100	350	5.822	5.708	-0.114
100	351	5.822	5.708	-0.114
100	352	5.777	5.663	-0.114
100	354	5.958	5.822	-0.136
101	268	5.958	5.822	-0.136
101	269	5.868	5.708	-0.159
101	270	5.890	5.754	-0.136
101	272	5.822	5.822	0.000
101	273	5.868	5.708	-0.159



14.1_EN_Turn_On_Threshold	
Test Site	Dallas
Tester	ETS-364
Test Number	EF5069
Max Limit	6.1 V
Min Limit	4 V

krad(Si)	0	3	4	10	11	30	31	50	51	100	101
LL	4.000	4.000	4.000	4.000	4.000	4.000	4.000	4.000	4.000	4.000	4.000
Min	5.731	5.686	5.686	5.708	5.731	5.663	5.799	5.640	5.640	5.663	5.708
Average	5.833	5.777	5.713	5.745	5.804	5.763	5.840	5.699	5.681	5.727	5.763
Max	5.936	5.890	5.731	5.799	5.890	5.959	5.890	5.754	5.731	5.822	5.822
UL	6.100	6.100	6.100	6.100	6.100	6.100	6.100	6.100	6.100	6.100	6.100



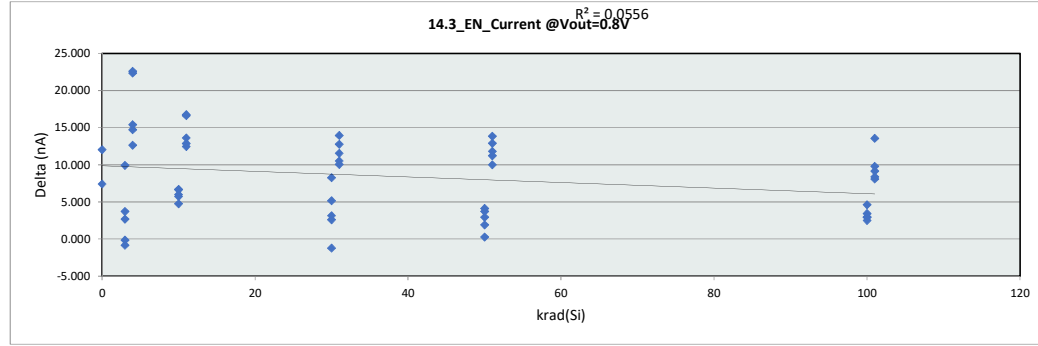
HDR Report TPS7H1101A-SP

Max	6.027	5.958	0.000
Average	5.826	5.754	-0.072
Min	5.708	5.640	-0.159
Std Dev	0.081	0.079	0.036

HDR Report
TPS7H1101A-SP

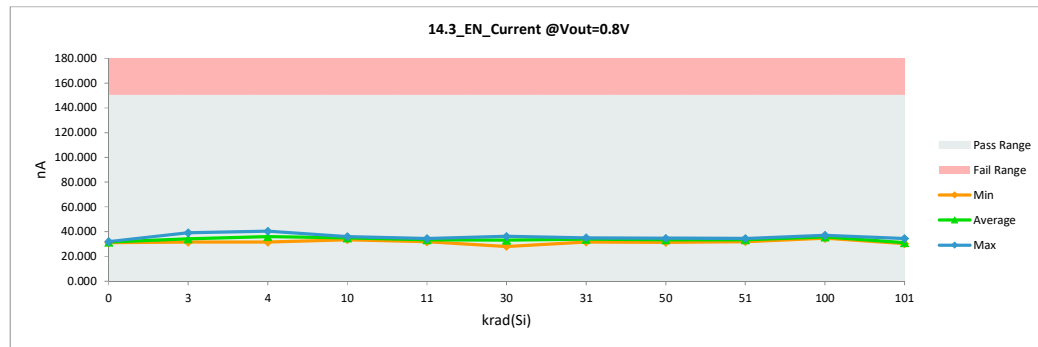
14.3_EN_Current @Vout=0.8V		
Test Site	Dallas	Dallas
Tester	ETS-364	ETS-364
Test Number	EF5069	EF5069
Unit	nA	nA
Max Limit	150	150
Min Limit	0.001	0.001

krad(Si)	Serial #	Pre	Post	Delta
0	355	19.981	32.013	12.032
0	356	23.603	30.999	7.396
3	274	29.218	39.133	9.915
3	275	29.705	33.404	3.699
3	276	31.913	31.777	-0.136
3	277	32.478	31.635	-0.843
3	278	32.714	35.392	2.678
4	168	19.195	33.907	14.712
4	169	17.176	39.746	22.570
4	170	17.985	40.327	22.342
4	171	19.101	31.738	12.637
4	172	19.195	34.582	15.387
10	279	29.131	35.109	5.978
10	280	27.937	34.559	6.622
10	281	29.343	36.013	6.670
10	282	27.811	33.529	5.718
10	284	30.593	35.321	4.728
11	173	20.539	33.396	12.857
11	174	18.205	31.808	13.603
11	175	17.624	34.362	16.738
11	176	17.859	34.472	16.613
11	177	21.010	33.451	12.441
30	285	29.304	28.060	-1.244
30	286	30.263	35.423	5.160
30	287	27.976	36.233	8.257
30	288	30.954	33.537	2.583
30	289	29.901	33.050	3.149
31	178	21.175	35.109	13.934
31	179	22.896	33.412	10.516
31	180	21.709	31.738	10.029
31	181	21.914	34.677	12.763
31	182	22.409	33.946	11.537
50	344	29.178	32.893	3.715
50	345	31.072	31.345	0.273
50	346	30.836	33.757	2.921
50	347	30.506	34.637	4.131
50	348	32.258	34.166	1.908
51	263	21.937	31.934	9.997
51	264	22.534	33.742	11.208
51	265	21.623	34.520	12.897
51	266	21.246	33.050	11.804
51	267	20.342	34.190	13.848
100	349	31.708	34.661	2.953
100	350	32.219	34.700	2.481
100	351	30.978	35.580	4.602
100	352	32.863	36.280	3.417
100	354	34.184	37.113	2.929
101	268	20.484	30.276	9.792
101	269	22.024	30.378	8.354
101	270	20.829	34.386	13.557
101	272	21.136	30.276	9.140
101	273	22.314	30.378	8.064



14.3_EN_Current @V		
Test Site	Dallas	
Tester	ETS-364	
Test Number	EF5069	
Max Limit	150	nA
Min Limit	0.001	nA

krad(Si)	0	3	4	10	11	30	31	50	51	100	101
LL	0.001	0.001	0.001	0.001	0.001	0.001	0.001	0.001	0.001	0.001	0.001
Min	30.999	31.635	31.738	33.529	31.808	28.060	31.738	31.345	31.934	34.661	30.276
Average	31.506	34.268	36.060	34.906	33.498	33.261	33.776	33.360	33.487	35.667	31.139
Max	32.013	39.133	40.327	36.013	34.472	36.233	35.109	34.637	34.520	37.113	34.386
UL	150.000	150.000	150.000	150.000	150.000	150.000	150.000	150.000	150.000	150.000	150.000



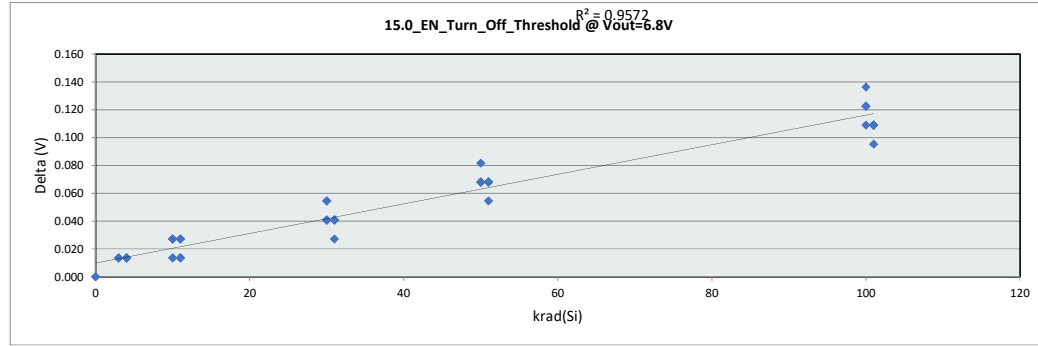
HDR Report TPS7H1101A-SP

Max	34.184	40.327	22.570
Average	25.406	33.848	8.443
Min	17.176	28.060	-1.244
Std Dev	5.328	2.344	5.617

HDR Report
TPS7H1101A-SP

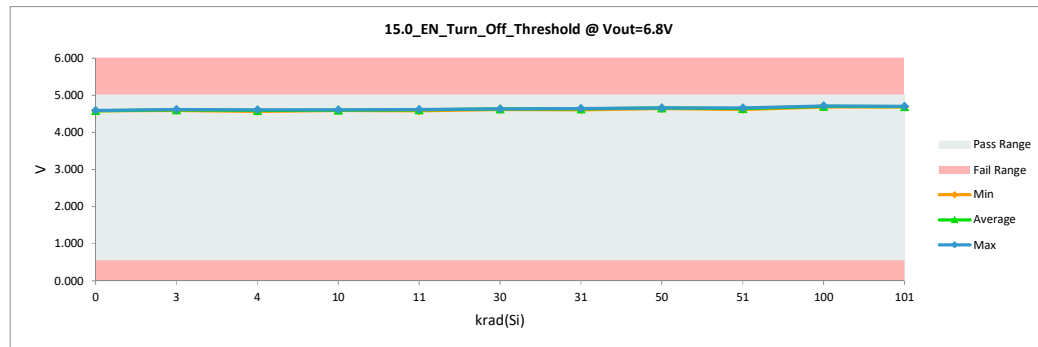
15.0_EN_Turn_Off_Threshold @		
Test Site	Dallas	Dallas
Tester	ETS-364	ETS-364
Test Number	EF5069	EF5069
Unit	V	V
Max Limit	5	5
Min Limit	0.55	0.55

krad(Si)	Serial #	Pre	Post	Delta
0	355	4.592	4.592	0.000
0	356	4.579	4.579	0.000
3	274	4.579	4.592	0.014
3	275	4.606	4.620	0.014
3	276	4.579	4.592	0.014
3	277	4.579	4.592	0.014
3	278	4.606	4.620	0.014
4	168	4.579	4.592	0.014
4	169	4.551	4.565	0.014
4	170	4.592	4.606	0.014
4	171	4.565	4.579	0.014
4	172	4.579	4.592	0.014
10	279	4.579	4.592	0.014
10	280	4.579	4.606	0.027
10	281	4.592	4.606	0.014
10	282	4.565	4.592	0.027
10	284	4.579	4.606	0.027
11	173	4.606	4.620	0.014
11	174	4.565	4.592	0.027
11	175	4.592	4.620	0.027
11	176	4.592	4.606	0.014
11	177	4.565	4.579	0.014
30	285	4.579	4.620	0.041
30	286	4.592	4.633	0.041
30	287	4.579	4.633	0.054
30	288	4.579	4.633	0.054
30	289	4.579	4.620	0.041
31	178	4.606	4.647	0.041
31	179	4.579	4.606	0.027
31	180	4.579	4.620	0.041
31	181	4.606	4.647	0.041
31	182	4.592	4.633	0.041
50	344	4.579	4.647	0.068
50	345	4.579	4.647	0.068
50	346	4.592	4.661	0.068
50	347	4.592	4.661	0.068
50	348	4.579	4.661	0.082
51	263	4.579	4.647	0.068
51	264	4.565	4.633	0.068
51	265	4.565	4.620	0.054
51	266	4.579	4.647	0.068
51	267	4.592	4.661	0.068
100	349	4.565	4.688	0.123
100	350	4.579	4.701	0.123
100	351	4.592	4.715	0.123
100	352	4.565	4.701	0.136
100	354	4.592	4.701	0.109
101	268	4.592	4.688	0.095
101	269	4.592	4.701	0.109
101	270	4.579	4.688	0.109
101	272	4.579	4.688	0.109
101	273	4.592	4.701	0.109



15.0_EN_Turn_Off_Threshold @		
Test Site	Dallas	Dallas
Tester	ETS-364	ETS-364
Test Number	EF5069	EF5069
Max Limit	5	V
Min Limit	0.55	V

krad(Si)	0	3	4	10	11	30	31	50	51	100	101
LL	0.550	0.550	0.550	0.550	0.550	0.550	0.550	0.550	0.550	0.550	0.550
Min	4.579	4.592	4.565	4.592	4.579	4.620	4.606	4.647	4.620	4.688	4.688
Average	4.586	4.603	4.587	4.601	4.603	4.628	4.631	4.655	4.641	4.701	4.693
Max	4.592	4.620	4.606	4.606	4.620	4.633	4.647	4.661	4.661	4.715	4.701
UL	5.000	5.000	5.000	5.000	5.000	5.000	5.000	5.000	5.000	5.000	5.000



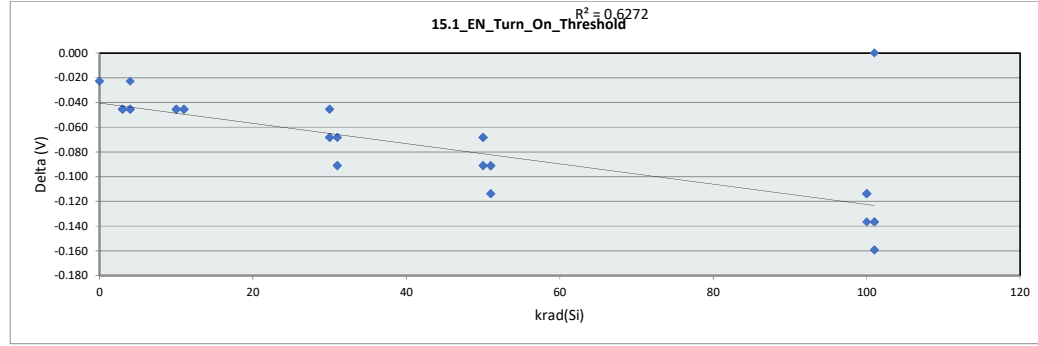
HDR Report TPS7H1101A-SP

Max	4.606	4.715	0.136
Average	4.583	4.632	0.050
Min	4.551	4.565	0.000
Std Dev	0.012	0.040	0.038

HDR Report
TPS7H1101A-SP

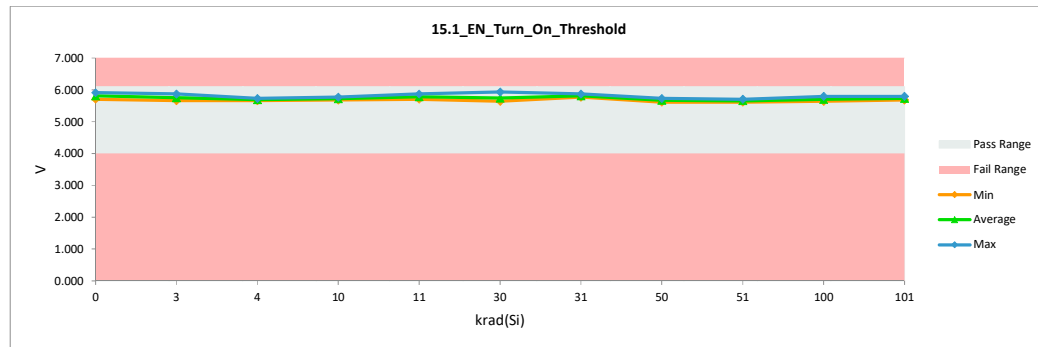
15.1_EN_Turn_On_Threshold		
Test Site	Dallas	Dallas
Tester	ETS-364	ETS-364
Test Number	EF5069	EF5069
Unit	V	V
Max Limit	6.1	6.1
Min Limit	4	4

krad(Si)	Serial #	Pre	Post	Delta
0	355	5.731	5.708	-0.023
0	356	5.936	5.913	-0.023
3	274	5.822	5.777	-0.046
3	275	5.708	5.663	-0.045
3	276	5.845	5.799	-0.045
3	277	5.708	5.663	-0.045
3	278	5.913	5.868	-0.045
4	168	5.731	5.686	-0.046
4	169	5.754	5.731	-0.023
4	170	5.754	5.708	-0.045
4	171	5.731	5.686	-0.046
4	172	5.708	5.663	-0.045
10	279	5.822	5.777	-0.046
10	280	5.799	5.754	-0.046
10	281	5.731	5.686	-0.046
10	282	5.754	5.708	-0.045
10	284	5.731	5.686	-0.046
11	173	5.890	5.845	-0.045
11	174	5.822	5.777	-0.046
11	175	5.913	5.868	-0.045
11	176	5.754	5.708	-0.045
11	177	5.777	5.731	-0.045
30	285	5.731	5.663	-0.068
30	286	5.708	5.663	-0.045
30	287	5.890	5.822	-0.068
30	288	5.686	5.640	-0.045
30	289	6.004	5.936	-0.068
31	178	5.913	5.822	-0.091
31	179	5.868	5.777	-0.091
31	180	5.845	5.777	-0.068
31	181	5.958	5.868	-0.091
31	182	5.913	5.845	-0.068
50	344	5.686	5.617	-0.068
50	345	5.799	5.708	-0.091
50	346	5.708	5.640	-0.068
50	347	5.777	5.686	-0.091
50	348	5.799	5.731	-0.068
51	263	5.708	5.617	-0.091
51	264	5.731	5.640	-0.091
51	265	5.799	5.686	-0.114
51	266	5.731	5.640	-0.091
51	267	5.822	5.708	-0.114
100	349	5.822	5.708	-0.114
100	350	5.799	5.686	-0.114
100	351	5.799	5.686	-0.114
100	352	5.754	5.640	-0.114
100	354	5.936	5.799	-0.136
101	268	5.936	5.799	-0.136
101	269	5.845	5.686	-0.159
101	270	5.868	5.731	-0.136
101	272	5.799	5.799	0.000
101	273	5.845	5.686	-0.159



15.1_EN_Turn_On_Threshold		
Test Site	Dallas	
Tester	ETS-364	
Test Number	EF5069	
Max Limit	6.1	V
Min Limit	4	V

krad(Si)	0	3	4	10	11	30	31	50	51	100	101
LL	4.000	4.000	4.000	4.000	4.000	4.000	4.000	4.000	4.000	4.000	4.000
Min	5.708	5.663	5.663	5.686	5.708	5.640	5.777	5.617	5.617	5.640	5.686
Average	5.811	5.754	5.695	5.722	5.786	5.745	5.818	5.677	5.658	5.704	5.740
Max	5.913	5.868	5.731	5.777	5.868	5.936	5.868	5.731	5.708	5.799	5.799
UL	6.100	6.100	6.100	6.100	6.100	6.100	6.100	6.100	6.100	6.100	6.100



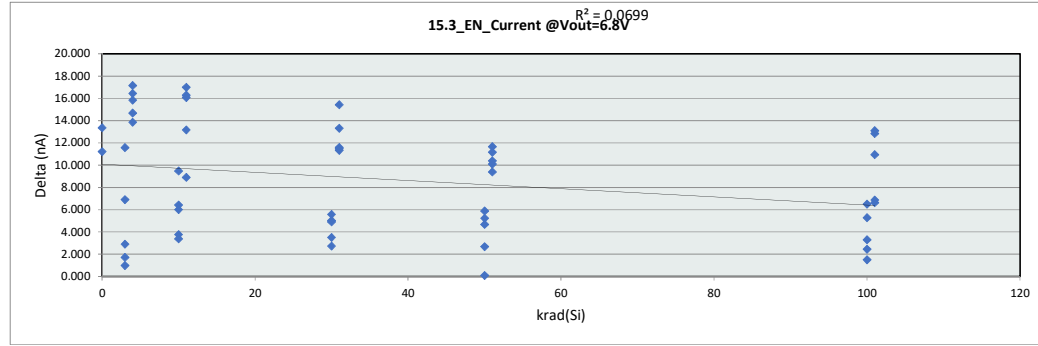
HDR Report
TPS7H1101A-SP

Max	6.004	5.936	0.000
Average	5.804	5.733	-0.071
Min	5.686	5.617	-0.159
Std Dev	0.081	0.079	0.037

HDR Report
TPS7H1101A-SP

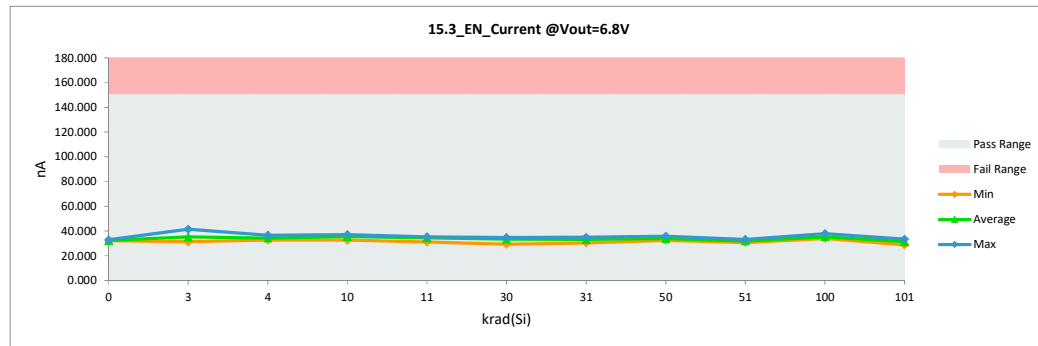
15.3_EN_Current @Vout=6.8V		
Test Site	Dallas	Dallas
Tester	ETS-364	ETS-364
Test Number	EF5069	EF5069
Unit	nA	nA
Max Limit	150	150
Min Limit	0.001	0.001

krad(Si)	Serial #	Pre	Post	Delta
0	355	18.755	32.115	13.360
0	356	21.607	32.830	11.223
3	274	29.846	41.427	11.581
3	275	29.658	31.368	1.710
3	276	32.981	33.977	0.996
3	277	29.516	32.429	2.913
3	278	30.215	37.121	6.906
4	168	18.582	35.030	16.448
4	169	18.009	33.844	15.835
4	170	19.486	36.634	17.148
4	171	17.977	32.657	14.680
4	172	19.132	32.995	13.863
10	279	26.664	36.131	9.467
10	280	31.119	37.129	6.010
10	281	28.872	32.634	3.762
10	282	29.100	35.518	6.418
10	284	32.573	35.966	3.393
11	173	21.969	35.140	13.171
11	174	18.244	35.235	16.991
11	175	19.226	35.298	16.072
11	176	19.038	35.321	16.283
11	177	22.275	31.188	8.913
30	285	25.721	29.223	3.502
30	286	31.323	34.056	2.733
30	287	28.558	34.142	5.584
30	288	29.870	34.771	4.901
30	289	29.610	34.637	5.027
31	178	22.118	33.710	11.592
31	179	20.766	34.087	13.321
31	180	19.109	30.449	11.340
31	181	19.439	34.865	15.426
31	182	21.686	33.160	11.474
50	344	29.752	32.437	2.685
50	345	30.585	35.816	5.231
50	346	32.832	32.932	0.100
50	347	28.259	34.150	5.891
50	348	30.098	34.787	4.689
51	263	21.167	31.266	10.099
51	264	20.664	32.327	11.663
51	265	22.778	33.160	10.382
51	266	21.238	30.622	9.384
51	267	20.939	32.099	11.160
100	349	31.481	33.938	2.457
100	350	32.478	33.993	1.515
100	351	32.408	35.706	3.298
100	352	31.261	37.765	6.504
100	354	30.168	35.447	5.279
101	268	20.091	32.932	12.841
101	269	21.977	28.854	6.877
101	270	20.248	33.349	13.101
101	272	21.992	32.932	10.940
101	273	22.228	28.854	6.626



15.3_EN_Current @Vout=6.8V		
Test Site	Dallas	
Tester	ETS-364	
Test Number	EF5069	
Max Limit	150	nA
Min Limit	0.001	nA

krad(Si)	0	3	4	10	11	30	31	50	51	100	101
LL	0.001	0.001	0.001	0.001	0.001	0.001	0.001	0.001	0.001	0.001	0.001
Min	32.115	31.368	32.657	32.634	31.188	29.223	30.449	32.437	30.622	33.938	28.854
Average	32.473	35.264	34.232	35.476	34.436	33.366	33.254	34.024	31.895	35.370	31.384
Max	32.830	41.427	36.634	37.129	35.321	34.771	34.865	35.816	33.160	37.765	33.349
UL	150.000	150.000	150.000	150.000	150.000	150.000	150.000	150.000	150.000	150.000	150.000



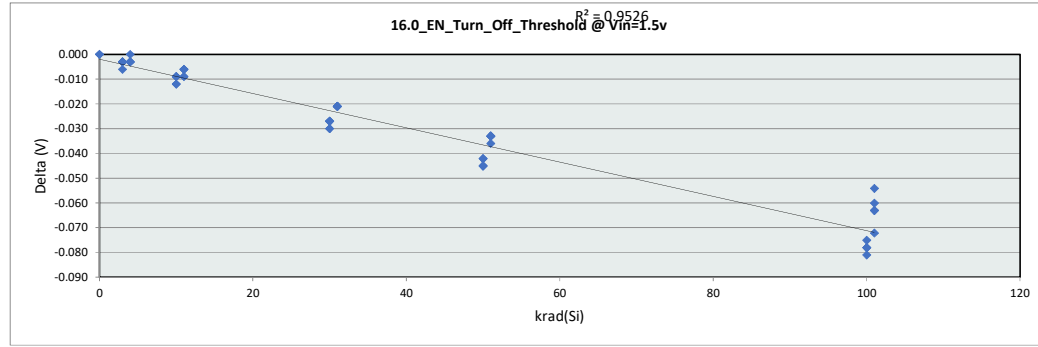
HDR Report TPS7H1101A-SP

Max	32.981	41.427	17.148
Average	25.109	33.816	8.707
Min	17.977	28.854	0.100
Std Dev	5.210	2.306	4.919

HDR Report
TPS7H1101A-SP

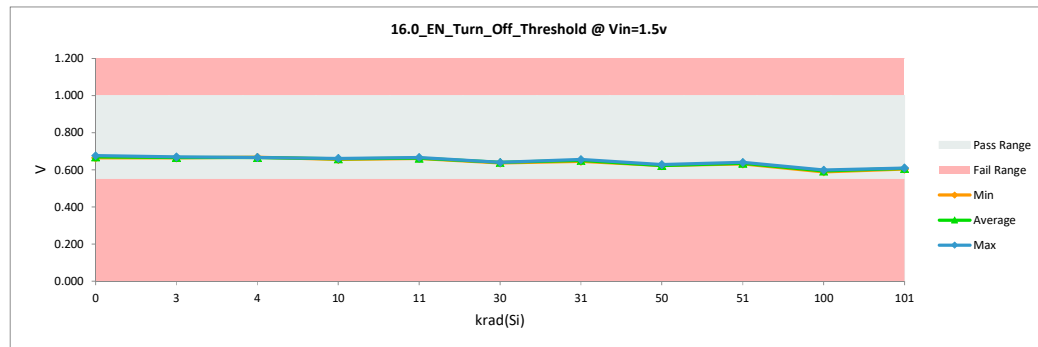
16.0_EN_Turn_Off_Threshold @		
Test Site	Dallas	Dallas
Tester	ETS-364	ETS-364
Test Number	EF5069	EF5069
Unit	V	V
Max Limit	1	1
Min Limit	0.55	0.55

krad(Si)	Serial #	Pre	Post	Delta
0	355	0.664	0.664	0.000
0	356	0.676	0.676	0.000
3	274	0.673	0.670	-0.003
3	275	0.670	0.667	-0.003
3	276	0.670	0.664	-0.006
3	277	0.667	0.664	-0.003
3	278	0.670	0.667	-0.003
4	168	0.670	0.667	-0.003
4	169	0.667	0.667	0.000
4	170	0.670	0.667	-0.003
4	171	0.670	0.667	-0.003
4	172	0.670	0.667	-0.003
10	279	0.670	0.658	-0.012
10	280	0.664	0.655	-0.009
10	281	0.670	0.661	-0.009
10	282	0.670	0.658	-0.012
10	284	0.667	0.658	-0.009
11	173	0.667	0.661	-0.006
11	174	0.673	0.667	-0.006
11	175	0.670	0.661	-0.009
11	176	0.667	0.661	-0.006
11	177	0.673	0.664	-0.009
30	285	0.667	0.640	-0.027
30	286	0.670	0.640	-0.030
30	287	0.667	0.640	-0.027
30	288	0.667	0.637	-0.030
30	289	0.667	0.640	-0.027
31	178	0.667	0.646	-0.021
31	179	0.673	0.652	-0.021
31	180	0.673	0.652	-0.021
31	181	0.667	0.646	-0.021
31	182	0.676	0.655	-0.021
50	344	0.673	0.628	-0.045
50	345	0.664	0.622	-0.042
50	346	0.667	0.622	-0.045
50	347	0.667	0.622	-0.045
50	348	0.664	0.622	-0.042
51	263	0.667	0.634	-0.033
51	264	0.670	0.637	-0.033
51	265	0.673	0.640	-0.033
51	266	0.670	0.637	-0.033
51	267	0.667	0.631	-0.036
100	349	0.673	0.595	-0.078
100	350	0.670	0.592	-0.078
100	351	0.670	0.592	-0.078
100	352	0.670	0.589	-0.081
100	354	0.673	0.598	-0.075
101	268	0.667	0.604	-0.063
101	269	0.673	0.610	-0.063
101	270	0.670	0.610	-0.060
101	272	0.676	0.604	-0.072
101	273	0.664	0.610	-0.054



16.0_EN_Turn_Off_Threshold @	
Test Site	Dallas
Tester	ETS-364
Test Number	EF5069
Max Limit	1 V
Min Limit	0.55 V

krad(Si)	0	3	4	10	11	30	31	50	51	100	101
LL	0.550	0.550	0.550	0.550	0.550	0.550	0.550	0.550	0.550	0.550	0.550
Min	0.664	0.664	0.667	0.655	0.661	0.637	0.646	0.622	0.631	0.589	0.604
Average	0.670	0.667	0.667	0.658	0.663	0.640	0.651	0.623	0.636	0.593	0.608
Max	0.676	0.670	0.667	0.661	0.667	0.640	0.655	0.628	0.640	0.598	0.610
UL	1.000	1.000	1.000	1.000	1.000	1.000	1.000	1.000	1.000	1.000	1.000



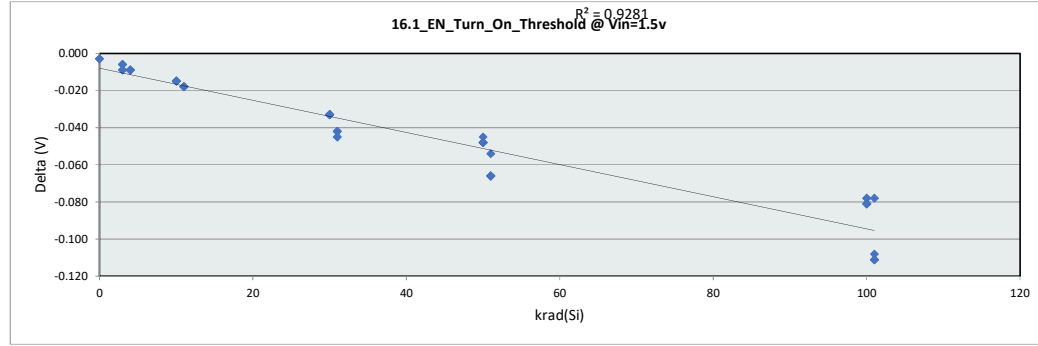
HDR Report TPS7H1101A-SP

Max	0.676	0.676	0.000
Average	0.670	0.642	-0.028
Min	0.664	0.589	-0.081
Std Dev	0.003	0.025	0.025

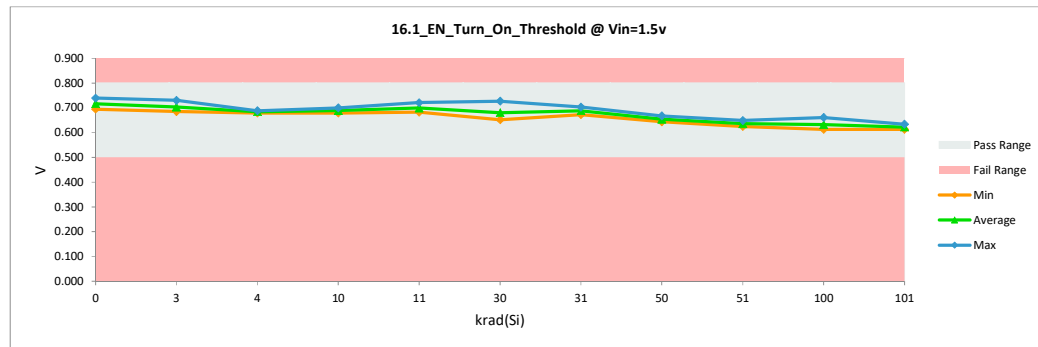
HDR Report
TPS7H1101A-SP

16.1_EN_Turn_On_Threshold @ Vin=1.5v		
Test Site	Dallas	Dallas
Tester	ETS-364	ETS-364
Test Number	EF5069	EF5069
Unit	V	V
Max Limit	0.8	0.8
Min Limit	0.5	0.5

krad(Si)	Serial #	Pre	Post	Delta
0	355	0.697	0.694	-0.003
0	356	0.743	0.739	-0.003
3	274	0.712	0.703	-0.009
3	275	0.694	0.685	-0.009
3	276	0.718	0.712	-0.006
3	277	0.691	0.685	-0.006
3	278	0.737	0.730	-0.006
4	168	0.691	0.682	-0.009
4	169	0.697	0.688	-0.009
4	170	0.697	0.688	-0.009
4	171	0.694	0.685	-0.009
4	172	0.688	0.679	-0.009
10	279	0.715	0.700	-0.015
10	280	0.715	0.700	-0.015
10	281	0.697	0.682	-0.015
10	282	0.700	0.685	-0.015
10	284	0.694	0.679	-0.015
11	173	0.730	0.712	-0.018
11	174	0.709	0.691	-0.018
11	175	0.739	0.721	-0.018
11	176	0.700	0.682	-0.018
11	177	0.706	0.688	-0.018
30	285	0.691	0.658	-0.033
30	286	0.694	0.661	-0.033
30	287	0.737	0.703	-0.033
30	288	0.685	0.652	-0.033
30	289	0.761	0.728	-0.033
31	178	0.737	0.691	-0.045
31	179	0.721	0.679	-0.042
31	180	0.715	0.673	-0.042
31	181	0.748	0.703	-0.045
31	182	0.737	0.694	-0.042
50	344	0.691	0.643	-0.048
50	345	0.706	0.658	-0.048
50	346	0.694	0.646	-0.048
50	347	0.703	0.655	-0.048
50	348	0.712	0.667	-0.045
51	263	0.691	0.625	-0.066
51	264	0.694	0.640	-0.054
51	265	0.703	0.637	-0.066
51	266	0.694	0.628	-0.066
51	267	0.715	0.649	-0.066
100	349	0.712	0.631	-0.081
100	350	0.709	0.628	-0.081
100	351	0.709	0.631	-0.078
100	352	0.694	0.613	-0.081
100	354	0.739	0.661	-0.078
101	268	0.746	0.634	-0.111
101	269	0.724	0.613	-0.111
101	270	0.730	0.619	-0.111
101	272	0.712	0.634	-0.078
101	273	0.721	0.613	-0.108



16.1_EN_Turn_On_Threshold @ Vin=1.5v											
Test Site	Dallas										
Tester	ETS-364										
Test Number	EF5069										
Max Limit	0.8	V									
Min Limit	0.5	V									
krad(Si)	0	3	4	10	11	30	31	50	51	100	101
LL	0.500	0.500	0.500	0.500	0.500	0.500	0.500	0.500	0.500	0.500	0.500
Min	0.694	0.685	0.679	0.679	0.682	0.652	0.673	0.643	0.625	0.613	0.613
Average	0.717	0.703	0.685	0.690	0.699	0.681	0.688	0.654	0.636	0.633	0.623
Max	0.740	0.731	0.688	0.700	0.721	0.728	0.703	0.667	0.649	0.661	0.634
UL	0.800	0.800	0.800	0.800	0.800	0.800	0.800	0.800	0.800	0.800	0.800



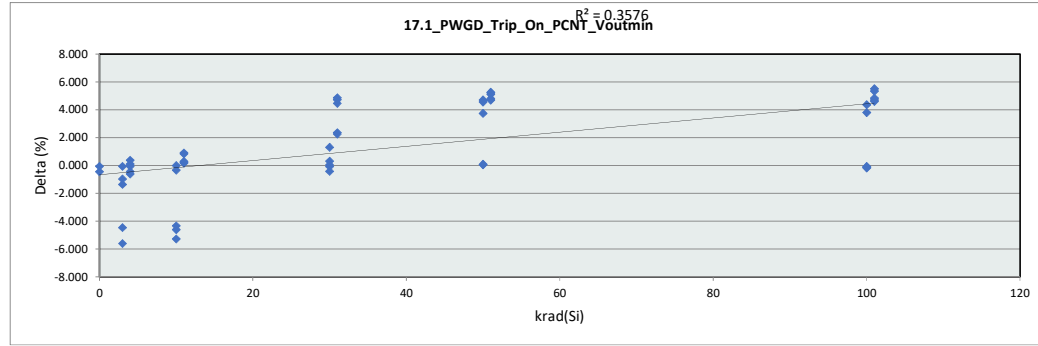
HDR Report TPS7H1101A-SP

Max	0.761	0.739	-0.003
Average	0.712	0.671	-0.041
Min	0.685	0.613	-0.111
Std Dev	0.019	0.033	0.032

HDR Report
TPS7H1101A-SP

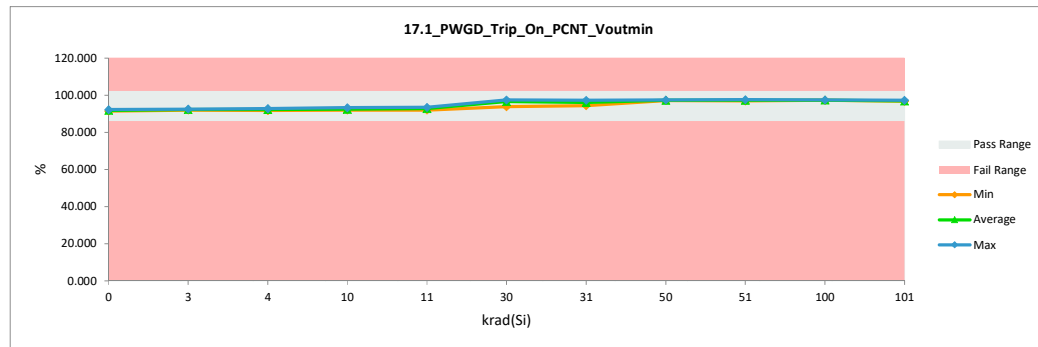
17.1_PWGD_Trip_On_PCNT_Voutmin		
Test Site	Dallas	Dallas
Tester	ETS-364	ETS-364
Test Number	EF5069	EF5069
Unit	%	%
Max Limit	102	102
Min Limit	86	86

krad(Si)	Serial #	Pre	Post	Delta
0	355	91.958	91.508	-0.450
0	356	92.330	92.262	-0.068
3	274	96.984	92.520	-4.464
3	275	93.517	92.160	-1.357
3	276	92.390	92.318	-0.072
3	277	97.591	91.985	-5.606
3	278	93.063	92.086	-0.977
4	168	92.081	92.461	0.380
4	169	92.714	92.810	0.096
4	170	92.972	92.360	-0.612
4	171	92.608	92.537	-0.071
4	172	92.236	91.796	-0.440
10	279	97.279	92.000	-5.279
10	280	92.784	92.443	-0.341
10	281	97.020	92.399	-4.621
10	282	97.596	93.259	-4.337
10	284	92.295	92.281	-0.014
11	173	92.576	92.867	0.291
11	174	92.574	92.787	0.213
11	175	91.966	92.804	0.838
11	176	91.884	92.056	0.172
11	177	92.627	93.521	0.894
30	285	97.128	97.055	-0.073
30	286	97.332	97.370	0.038
30	287	97.623	97.193	-0.430
30	288	97.242	97.542	0.300
30	289	92.447	93.741	1.294
31	178	92.549	94.803	2.254
31	179	92.887	97.352	4.465
31	180	92.562	97.290	4.728
31	181	92.031	94.379	2.348
31	182	92.333	97.194	4.861
50	344	93.513	97.249	3.736
50	345	97.153	97.203	0.050
50	346	92.807	97.520	4.713
50	347	97.281	97.361	0.080
50	348	92.638	97.197	4.559
51	263	91.851	96.959	5.108
51	264	92.074	97.290	5.216
51	265	92.235	97.499	5.264
51	266	92.980	97.669	4.689
51	267	92.546	97.346	4.800
100	349	93.698	97.496	3.798
100	350	97.440	97.313	-0.127
100	351	97.370	97.296	-0.074
100	352	97.592	97.410	-0.182
100	354	93.086	97.445	4.359
101	268	92.277	96.871	4.594
101	269	91.329	96.832	5.503
101	270	91.953	97.298	5.345
101	272	92.176	96.871	4.695
101	273	91.994	96.832	4.838



17.1_PWGD_Trip_On		
Test Site	Dallas	
Tester	ETS-364	
Test Number	EF5069	
Max Limit	102	%
Min Limit	86	%

krad(Si)	0	3	4	10	11	30	31	50	51	100	101
LL	86.000	86.000	86.000	86.000	86.000	86.000	86.000	86.000	86.000	86.000	86.000
Min	91.508	91.985	91.796	92.000	92.056	93.741	94.379	97.197	96.959	97.296	96.832
Average	91.885	92.214	92.393	92.476	92.807	96.580	96.204	97.306	97.353	97.392	96.941
Max	92.262	92.520	92.810	93.259	93.521	97.542	97.352	97.520	97.669	97.496	97.298
UL	102.000	102.000	102.000	102.000	102.000	102.000	102.000	102.000	102.000	102.000	102.000



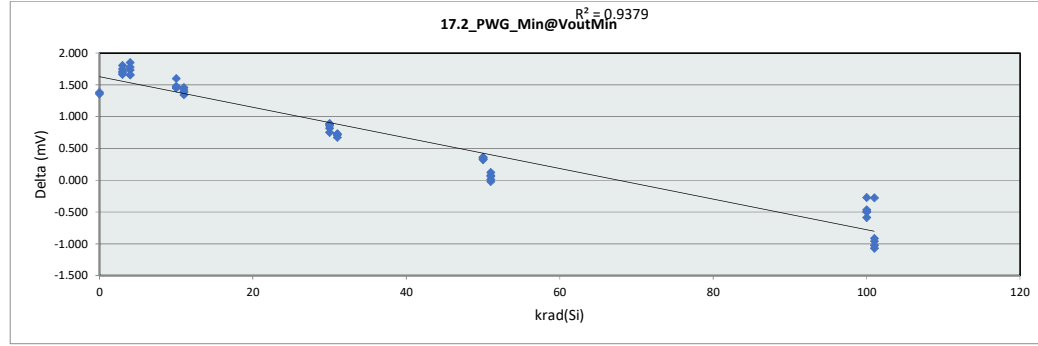
HDR Report TPS7H1101A-SP

Max	97.623	97.669	5.503
Average	93.792	95.040	1.249
Min	91.329	91.508	-5.606
Std Dev	2.214	2.393	3.017

HDR Report
TPS7H1101A-SP

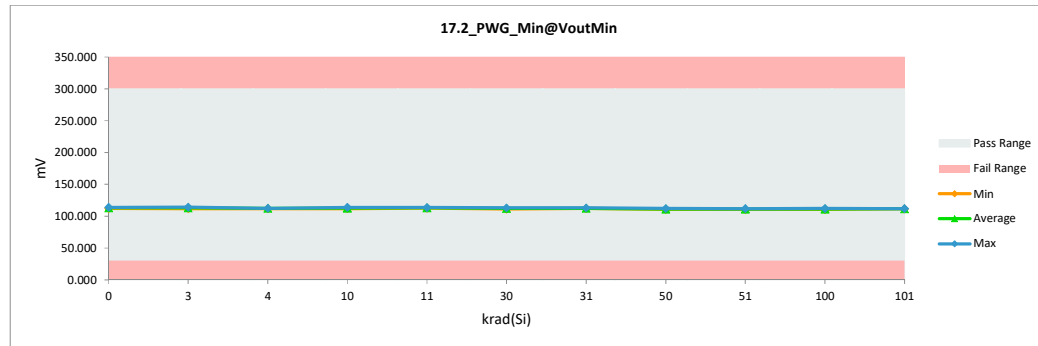
17.2_PWG_Min@VoutMin		
Test Site	Dallas	Dallas
Tester	ETS-364	ETS-364
Test Number	EF5069	EF5069
Unit	mV	mV
Max Limit	300	300
Min Limit	30	30

krad(Si)	Serial #	Pre	Post	Delta
0	355	110.633	112.014	1.381
0	356	112.460	113.815	1.355
3	274	111.856	113.661	1.805
3	275	110.153	111.864	1.711
3	276	112.387	114.138	1.751
3	277	110.468	112.158	1.690
3	278	111.686	113.349	1.663
4	168	110.664	112.514	1.850
4	169	110.741	112.471	1.730
4	170	110.743	112.524	1.781
4	171	110.332	111.984	1.652
4	172	110.738	112.395	1.657
10	279	112.402	113.868	1.466
10	280	111.436	113.034	1.598
10	281	110.343	111.817	1.474
10	282	110.526	111.999	1.473
10	284	111.276	112.724	1.448
11	173	111.499	112.888	1.389
11	174	111.933	113.356	1.423
11	175	112.295	113.753	1.458
11	176	111.276	112.663	1.387
11	177	111.231	112.573	1.342
30	285	110.407	111.225	0.818
30	286	110.802	111.659	0.857
30	287	112.083	112.971	0.888
30	288	111.421	112.171	0.750
30	289	111.431	112.315	0.884
31	178	111.603	112.313	0.710
31	179	112.087	112.810	0.723
31	180	112.042	112.772	0.730
31	181	111.422	112.095	0.673
31	182	112.174	112.898	0.724
50	344	110.277	110.634	0.357
50	345	111.818	112.140	0.322
50	346	110.187	110.518	0.331
50	347	111.073	111.406	0.333
50	348	111.679	112.039	0.360
51	263	111.391	111.514	0.123
51	264	110.684	110.759	0.075
51	265	111.381	111.442	0.061
51	266	111.110	111.089	-0.021
51	267	111.720	111.730	0.010
100	349	111.466	111.001	-0.465
100	350	112.135	111.549	-0.586
100	351	111.475	110.977	-0.498
100	352	111.031	110.538	-0.493
100	354	112.340	112.068	-0.272
101	268	112.465	111.503	-0.962
101	269	112.807	111.737	-1.070
101	270	112.587	111.561	-1.026
101	272	112.419	111.503	-0.916
101	273	112.016	111.737	-0.279



17.2_PWG_Min@Vou		
Test Site	Dallas	
Tester	ETS-364	
Test Number	EF5069	
Max Limit	300	mV
Min Limit	30	mV

krad(Si)	0	3	4	10	11	30	31	50	51	100	101
LL	30.000	30.000	30.000	30.000	30.000	30.000	30.000	30.000	30.000	30.000	30.000
Min	112.014	111.864	111.984	111.817	112.573	111.225	112.095	110.518	110.759	110.538	111.503
Average	112.915	113.034	112.378	112.688	113.047	112.068	112.578	111.347	111.307	111.227	111.608
Max	113.815	114.138	112.524	113.868	113.753	112.971	112.898	112.140	111.730	112.068	111.737
UL	300.000	300.000	300.000	300.000	300.000	300.000	300.000	300.000	300.000	300.000	300.000



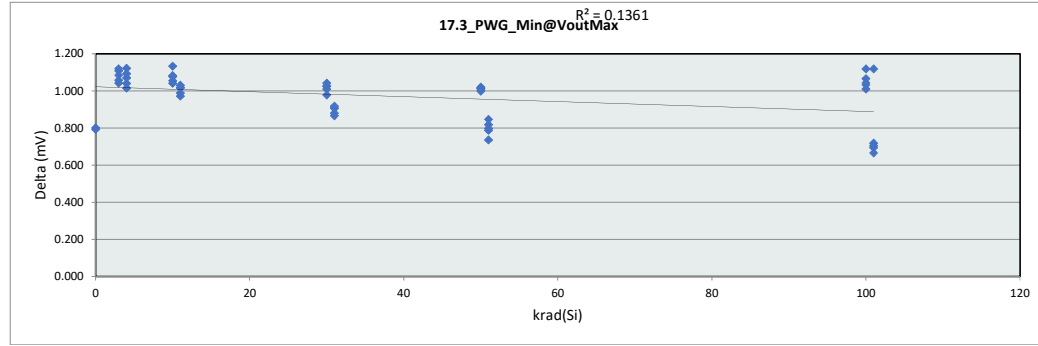
HDR Report TPS7H1101A-SP

Max	112.807	114.138	1.850
Average	111.435	112.158	0.724
Min	110.153	110.518	-1.070
Std Dev	0.728	0.889	0.877

HDR Report
TPS7H1101A-SP

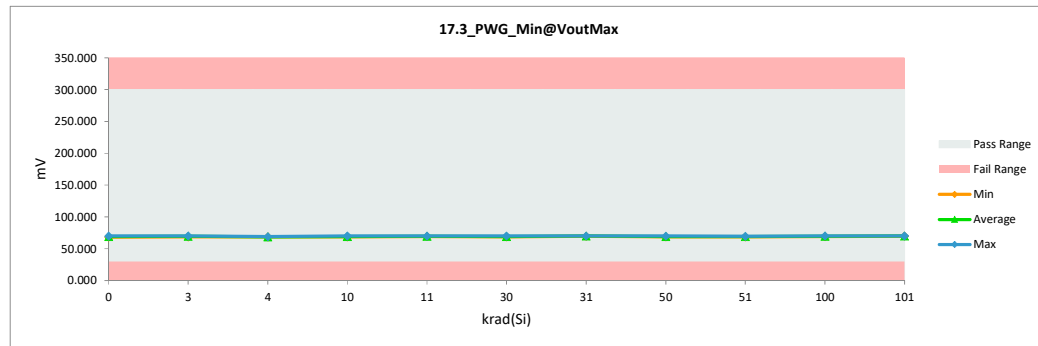
17.3_PWG_Min@VoutMax		
Test Site	Dallas	Dallas
Tester	ETS-364	ETS-364
Test Number	EF5069	EF5069
Unit	mV	mV
Max Limit	300	300
Min Limit	30	30

krad(Si)	Serial #	Pre	Post	Delta
0	355	67.494	68.287	0.793
0	356	69.116	69.917	0.801
3	274	68.441	69.561	1.120
3	275	67.465	68.549	1.084
3	276	69.175	70.283	1.108
3	277	67.785	68.843	1.058
3	278	68.807	69.849	1.042
4	168	67.744	68.866	1.122
4	169	67.818	68.888	1.070
4	170	67.608	68.701	1.093
4	171	67.658	68.698	1.040
4	172	67.720	68.735	1.015
10	279	69.059	70.136	1.077
10	280	68.513	69.646	1.133
10	281	67.532	68.573	1.041
10	282	67.733	68.788	1.055
10	284	68.014	69.096	1.082
11	173	68.817	69.835	1.018
11	174	68.745	69.761	1.016
11	175	68.961	69.992	1.031
11	176	68.281	69.269	0.988
11	177	68.161	69.133	0.972
30	285	67.724	68.734	1.010
30	286	67.693	68.735	1.042
30	287	68.937	69.961	1.024
30	288	68.024	69.002	0.978
30	289	69.064	70.091	1.027
31	178	68.740	69.649	0.909
31	179	68.778	69.696	0.918
31	180	68.744	69.651	0.907
31	181	68.888	69.754	0.866
31	182	69.131	70.012	0.881
50	344	67.790	68.810	1.020
50	345	68.700	69.699	0.999
50	346	67.558	68.569	1.011
50	347	68.028	69.044	1.016
50	348	68.592	69.604	1.012
51	263	68.067	68.913	0.846
51	264	67.832	68.630	0.798
51	265	68.328	69.146	0.818
51	266	67.918	68.654	0.736
51	267	68.723	69.511	0.788
100	349	68.244	69.310	1.066
100	350	68.946	69.956	1.010
100	351	68.341	69.384	1.043
100	352	67.978	69.011	1.033
100	354	69.076	70.195	1.119
101	268	69.074	69.792	0.718
101	269	69.398	70.063	0.665
101	270	69.309	70.003	0.694
101	272	69.087	69.792	0.705
101	273	68.944	70.063	1.119



17.3_PWG_Min@Vou		
Test Site	Dallas	
Tester	ETS-364	
Test Number	EF5069	
Max Limit	300	mV
Min Limit	30	mV

krad(Si)	0	3	4	10	11	30	31	50	51	100	101
LL	30.000	30.000	30.000	30.000	30.000	30.000	30.000	30.000	30.000	30.000	30.000
Min	68.287	68.549	68.698	68.573	69.133	68.734	69.649	68.569	68.630	69.011	69.792
Average	69.102	69.417	68.778	69.248	69.598	69.305	69.752	69.145	68.971	69.571	69.943
Max	69.917	70.283	68.888	70.136	69.992	70.091	70.012	69.699	69.511	70.195	70.063
UL	300.000	300.000	300.000	300.000	300.000	300.000	300.000	300.000	300.000	300.000	300.000



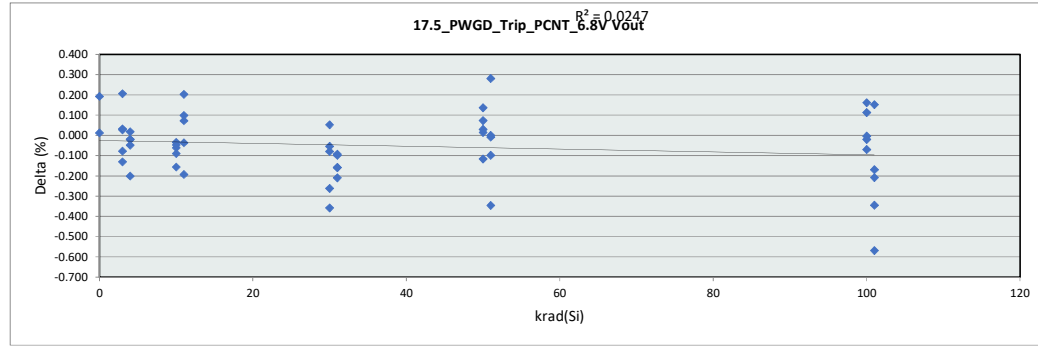
HDR Report TPS7H1101A-SP

Max	69.398	70.283	1.133
Average	68.390	69.362	0.972
Min	67.465	68.287	0.665
Std Dev	0.583	0.559	0.127

HDR Report
TPS7H1101A-SP

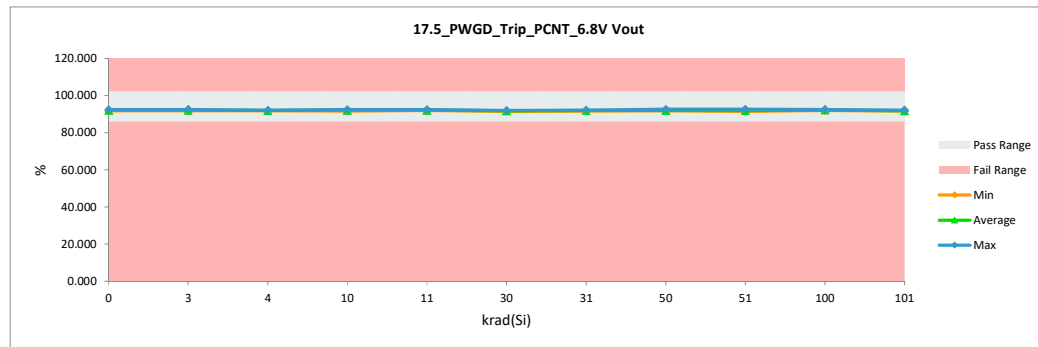
17.5_PWGD_Trip_PCNT_6.8V Vout		
Test Site	Dallas	Dallas
Tester	ETS-364	ETS-364
Test Number	EF5069	EF5069
Unit	%	%
Max Limit	102	102
Min Limit	86	86

krad(Si)	Serial #	Pre	Post	Delta
0	355	92.258	92.450	0.192
0	356	91.740	91.752	0.012
3	274	91.610	91.816	0.206
3	275	91.939	91.808	-0.131
3	276	92.105	92.137	0.032
3	277	92.597	92.519	-0.078
3	278	91.999	92.026	0.027
4	168	92.031	92.011	-0.020
4	169	91.996	92.014	0.018
4	170	92.335	92.134	-0.201
4	171	91.812	91.763	-0.049
4	172	91.851	91.831	-0.020
10	279	91.970	91.813	-0.157
10	280	92.377	92.343	-0.034
10	281	91.776	91.686	-0.090
10	282	92.495	92.447	-0.048
10	284	92.134	92.072	-0.062
11	173	92.034	92.237	0.203
11	174	92.323	92.421	0.098
11	175	92.251	92.057	-0.194
11	176	91.851	91.923	0.072
11	177	92.033	91.996	-0.037
30	285	91.851	91.771	-0.080
30	286	92.101	92.047	-0.054
30	287	91.941	91.582	-0.359
30	288	91.896	91.948	0.052
30	289	91.705	91.443	-0.262
31	178	92.270	92.111	-0.159
31	179	92.061	91.901	-0.160
31	180	92.255	92.162	-0.093
31	181	92.017	91.807	-0.210
31	182	91.799	91.700	-0.099
50	344	92.700	92.583	-0.117
50	345	91.725	91.798	0.073
50	346	91.929	91.958	0.029
50	347	92.015	92.029	0.014
50	348	91.629	91.765	0.136
51	263	91.604	91.505	-0.099
51	264	91.801	92.082	0.281
51	265	92.045	92.036	-0.009
51	266	93.015	92.669	-0.346
51	267	91.856	91.856	0.000
100	349	92.274	92.270	-0.004
100	350	92.066	92.227	0.161
100	351	92.278	92.258	-0.020
100	352	92.360	92.473	0.113
100	354	91.956	91.886	-0.070
101	268	91.932	91.723	-0.209
101	269	91.406	91.558	0.152
101	270	92.418	92.248	-0.170
101	272	92.292	91.723	-0.569
101	273	91.903	91.558	-0.345



17.5_PWGD_Trip_PCNT_6.8V Vout		
Test Site	Dallas	
Tester	ETS-364	
Test Number	EF5069	
Max Limit	102	%
Min Limit	86	%

krad(Si)	0	3	4	10	11	30	31	50	51	100	101
LL	86.000	86.000	86.000	86.000	86.000	86.000	86.000	86.000	86.000	86.000	86.000
Min	91.752	91.808	91.763	91.686	91.923	91.443	91.700	91.765	91.505	91.886	91.558
Average	92.101	92.061	91.951	92.072	92.127	91.758	91.936	92.027	92.030	92.223	91.762
Max	92.450	92.519	92.134	92.447	92.421	92.047	92.162	92.583	92.669	92.473	92.248
UL	102.000	102.000	102.000	102.000	102.000	102.000	102.000	102.000	102.000	102.000	102.000



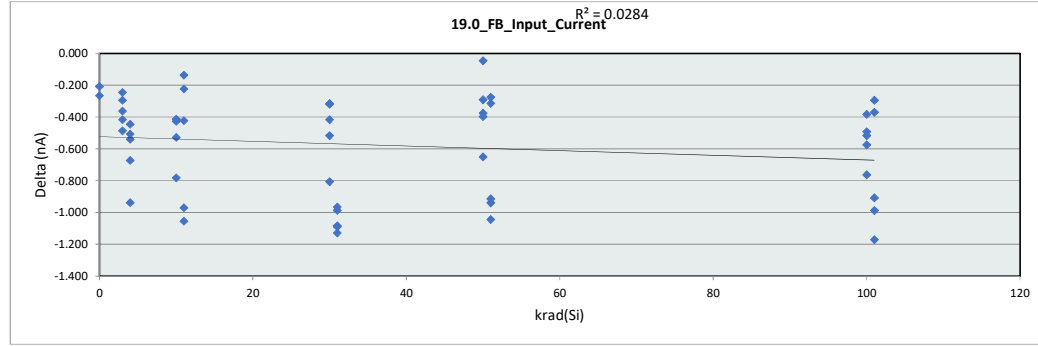
HDR Report TPS7H1101A-SP

Max	93.015	92.669	0.281
Average	92.050	91.999	-0.052
Min	91.406	91.443	-0.569
Std Dev	0.298	0.292	0.159

HDR Report
TPS7H1101A-SP

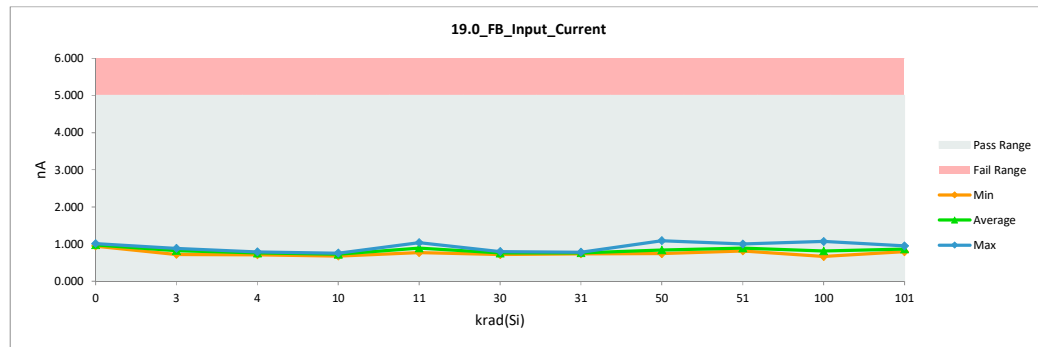
19.0_FB_Input_Current		
Test Site	Dallas	Dallas
Tester	ETS-364	ETS-364
Test Number	EF5069	EF5069
Unit	nA	nA
Max Limit	5	5
Min Limit	0.005	0.005

krad(Si)	Serial #	Pre	Post	Delta
0	355	1.216	1.008	-0.208
0	356	1.212	0.946	-0.266
3	274	1.116	0.871	-0.245
3	275	1.174	0.879	-0.295
3	276	1.137	0.721	-0.416
3	277	1.337	0.850	-0.487
3	278	1.162	0.800	-0.362
4	168	1.385	0.713	-0.672
4	169	1.322	0.782	-0.540
4	170	1.704	0.766	-0.938
4	171	1.231	0.786	-0.445
4	172	1.238	0.731	-0.507
10	279	1.127	0.713	-0.414
10	280	1.158	0.744	-0.414
10	281	1.102	0.675	-0.427
10	282	1.537	0.755	-0.782
10	284	1.282	0.755	-0.527
11	173	1.201	0.977	-0.224
11	174	1.176	1.039	-0.137
11	175	1.820	0.765	-1.055
11	176	1.231	0.808	-0.423
11	177	1.842	0.872	-0.970
30	285	1.232	0.715	-0.517
30	286	1.119	0.800	-0.319
30	287	1.207	0.791	-0.416
30	288	1.065	0.750	-0.315
30	289	1.527	0.721	-0.806
31	178	1.719	0.753	-0.966
31	179	1.860	0.776	-1.084
31	180	1.905	0.777	-1.128
31	181	1.723	0.737	-0.986
31	182	1.866	0.778	-1.088
50	344	1.393	0.742	-0.651
50	345	1.134	1.088	-0.046
50	346	1.132	0.841	-0.291
50	347	1.125	0.749	-0.376
50	348	1.167	0.770	-0.397
51	263	1.727	0.813	-0.914
51	264	1.314	1.000	-0.314
51	265	1.874	0.935	-0.939
51	266	1.858	0.814	-1.044
51	267	1.165	0.890	-0.275
100	349	1.362	0.787	-0.575
100	350	1.315	0.798	-0.517
100	351	1.247	0.755	-0.492
100	352	1.451	1.068	-0.383
100	354	1.426	0.663	-0.763
101	268	1.161	0.792	-0.369
101	269	1.191	0.896	-0.295
101	270	1.934	0.947	-0.987
101	272	1.963	0.792	-1.171
101	273	1.804	0.896	-0.908



19.0_FB_Input_Current		
Test Site	Dallas	
Tester	ETS-364	
Test Number	EF5069	
Max Limit	5	nA
Min Limit	0.005	nA

krad(Si)	0	3	4	10	11	30	31	50	51	100	101
LL	0.005	0.005	0.005	0.005	0.005	0.005	0.005	0.005	0.005	0.005	0.005
Min	0.946	0.721	0.713	0.675	0.765	0.715	0.737	0.742	0.813	0.663	0.792
Average	0.977	0.824	0.756	0.728	0.892	0.755	0.764	0.838	0.890	0.814	0.865
Max	1.008	0.879	0.786	0.755	1.039	0.800	0.778	1.088	1.000	1.068	0.947
UL	5.000	5.000	5.000	5.000	5.000	5.000	5.000	5.000	5.000	5.000	5.000



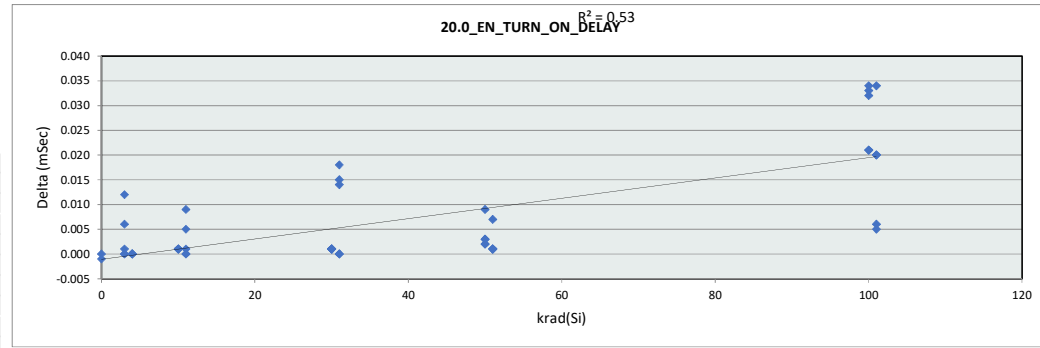
HDR Report TPS7H1101A-SP

Max	1.963	1.088	-0.046
Average	1.398	0.819	-0.579
Min	1.065	0.663	-1.171
Std Dev	0.286	0.101	0.306

HDR Report
TPS7H1101A-SP

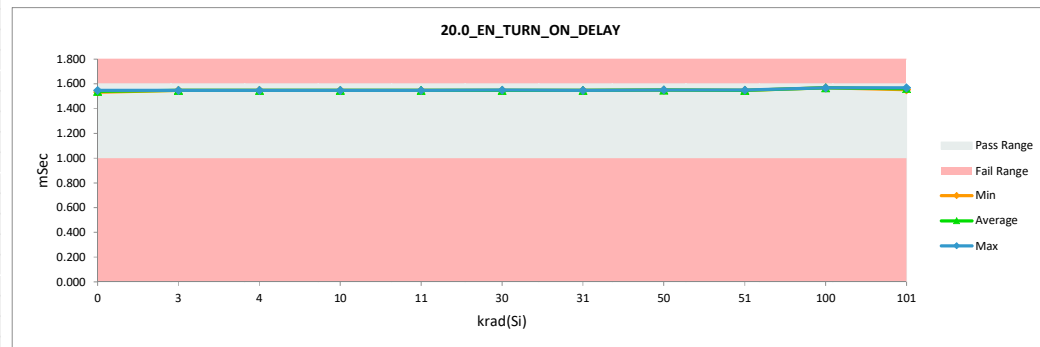
20.0_EN_TURN_ON_DELAY		
Test Site	Dallas	Dallas
Tester	ETS-364	ETS-364
Test Number	EF5069	EF5069
Unit	mSec	mSec
Max Limit	1.6	1.6
Min Limit	1	1

krad(Si)	Serial #	Pre	Post	Delta
0	355	1.548	1.547	-0.001
0	356	1.533	1.533	0.000
3	274	1.535	1.547	0.012
3	275	1.541	1.547	0.006
3	276	1.547	1.547	0.000
3	277	1.547	1.547	0.000
3	278	1.547	1.548	0.001
4	168	1.547	1.547	0.000
4	169	1.547	1.547	0.000
4	170	1.547	1.547	0.000
4	171	1.547	1.547	0.000
4	172	1.547	1.547	0.000
10	279	1.547	1.548	0.001
10	280	1.547	1.548	0.001
10	281	1.547	1.548	0.001
10	282	1.547	1.548	0.001
10	284	1.547	1.548	0.001
11	173	1.548	1.548	0.000
11	174	1.538	1.547	0.009
11	175	1.543	1.548	0.005
11	176	1.548	1.548	0.000
11	177	1.547	1.548	0.001
30	285	1.547	1.548	0.001
30	286	1.547	1.548	0.001
30	287	1.547	1.548	0.001
30	288	1.547	1.548	0.001
30	289	1.548	1.549	0.001
31	178	1.548	1.548	0.000
31	179	1.533	1.548	0.015
31	180	1.534	1.548	0.014
31	181	1.548	1.548	0.000
31	182	1.530	1.548	0.018
50	344	1.540	1.549	0.009
50	345	1.547	1.550	0.003
50	346	1.547	1.549	0.002
50	347	1.547	1.549	0.002
50	348	1.547	1.550	0.003
51	263	1.547	1.548	0.001
51	264	1.547	1.548	0.001
51	265	1.541	1.548	0.007
51	266	1.547	1.548	0.001
51	267	1.548	1.549	0.001
100	349	1.536	1.568	0.032
100	350	1.547	1.568	0.021
100	351	1.534	1.568	0.034
100	352	1.547	1.568	0.021
100	354	1.535	1.568	0.033
101	268	1.548	1.568	0.020
101	269	1.547	1.553	0.006
101	270	1.547	1.567	0.020
101	272	1.534	1.568	0.034
101	273	1.548	1.553	0.005



20.0_EN_TURN_ON		
Test Site	Dallas	
Tester	ETS-364	
Test Number	EF5069	
Max Limit	1.6	mSec
Min Limit	1	mSec

krad(Si)	0	3	4	10	11	30	31	50	51	100	101
LL	1.000	1.000	1.000	1.000	1.000	1.000	1.000	1.000	1.000	1.000	1.000
Min	1.533	1.547	1.547	1.548	1.547	1.548	1.548	1.549	1.548	1.568	1.553
Average	1.540	1.547	1.547	1.548	1.548	1.548	1.548	1.549	1.548	1.568	1.562
Max	1.547	1.548	1.547	1.548	1.548	1.549	1.548	1.550	1.549	1.568	1.568
UL	1.600	1.600	1.600	1.600	1.600	1.600	1.600	1.600	1.600	1.600	1.600



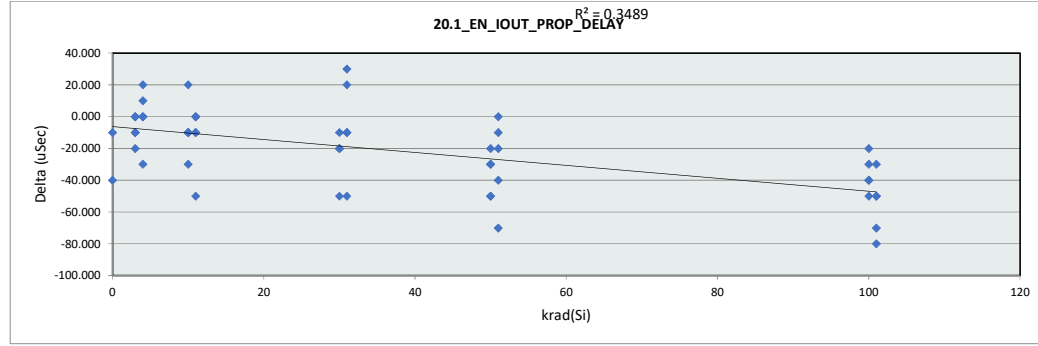
HDR Report TPS7H1101A-SP

Max	1.548	1.568	0.034
Average	1.544	1.551	0.007
Min	1.530	1.533	-0.001
Std Dev	0.005	0.008	0.010

HDR Report
TPS7H1101A-SP

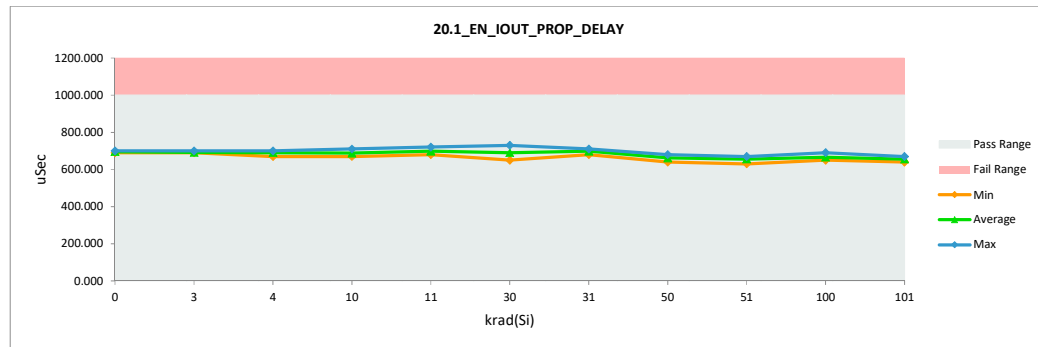
20.1_EN_IOUT_PROP_DELAY		
Test Site	Dallas	Dallas
Tester	ETS-364	ETS-364
Test Number	EF5069	EF5069
Unit	uSec	uSec
Max Limit	1000	1000
Min Limit	1	1

krad(Si)	Serial #	Pre	Post	Delta
0	355	700.000	690.000	-10.000
0	356	740.000	700.000	-40.000
3	274	690.000	690.000	0.000
3	275	700.000	690.000	-10.000
3	276	720.000	700.000	-20.000
3	277	690.000	690.000	0.000
3	278	700.000	690.000	-10.000
4	168	670.000	690.000	20.000
4	169	700.000	700.000	0.000
4	170	690.000	700.000	10.000
4	171	700.000	670.000	-30.000
4	172	690.000	690.000	0.000
10	279	720.000	710.000	-10.000
10	280	690.000	680.000	-10.000
10	281	700.000	690.000	-10.000
10	282	700.000	670.000	-30.000
10	284	670.000	690.000	20.000
11	173	730.000	680.000	-50.000
11	174	710.000	700.000	-10.000
11	175	720.000	720.000	0.000
11	176	700.000	690.000	-10.000
11	177	700.000	700.000	0.000
30	285	700.000	680.000	-20.000
30	286	700.000	680.000	-20.000
30	287	730.000	710.000	-20.000
30	288	700.000	650.000	-50.000
30	289	740.000	730.000	-10.000
31	178	720.000	710.000	-10.000
31	179	710.000	700.000	-10.000
31	180	670.000	690.000	20.000
31	181	730.000	680.000	-50.000
31	182	680.000	710.000	30.000
50	344	690.000	640.000	-50.000
50	345	710.000	660.000	-50.000
50	346	700.000	670.000	-30.000
50	347	710.000	680.000	-30.000
50	348	680.000	660.000	-20.000
51	263	680.000	660.000	-20.000
51	264	700.000	630.000	-70.000
51	265	680.000	670.000	-10.000
51	266	660.000	660.000	0.000
51	267	700.000	660.000	-40.000
100	349	710.000	670.000	-40.000
100	350	690.000	660.000	-30.000
100	351	710.000	660.000	-50.000
100	352	670.000	650.000	-20.000
100	354	730.000	690.000	-40.000
101	268	740.000	670.000	-70.000
101	269	720.000	640.000	-80.000
101	270	710.000	660.000	-50.000
101	272	700.000	670.000	-30.000
101	273	690.000	640.000	-50.000



20.1_EN_IOUT_PRO		
Test Site	Dallas	
Tester	ETS-364	
Test Number	EF5069	
Max Limit	1000	uSec
Min Limit	1	uSec

krad(Si)	0	3	4	10	11	30	31	50	51	100	101
LL	1.000	1.000	1.000	1.000	1.000	1.000	1.000	1.000	1.000	1.000	1.000
Min	690.000	690.000	670.000	670.000	680.000	650.000	680.000	640.000	630.000	650.000	640.000
Average	695.000	692.000	690.000	688.000	698.000	690.000	698.000	662.000	656.000	666.000	656.000
Max	700.000	700.000	700.000	710.000	720.000	730.000	710.000	680.000	670.000	690.000	670.000
UL	1000.000	1000.000	1000.000	1000.000	1000.000	1000.000	1000.000	1000.000	1000.000	1000.000	1000.000



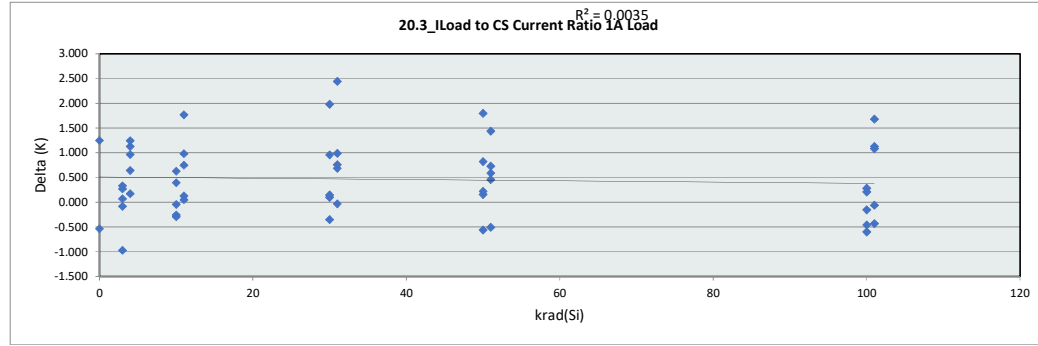
HDR Report TPS7H1101A-SP

Max	740.000	730.000	30.000
Average	701.731	680.192	-21.538
Min	660.000	630.000	-80.000
Std Dev	19.069	22.006	24.285

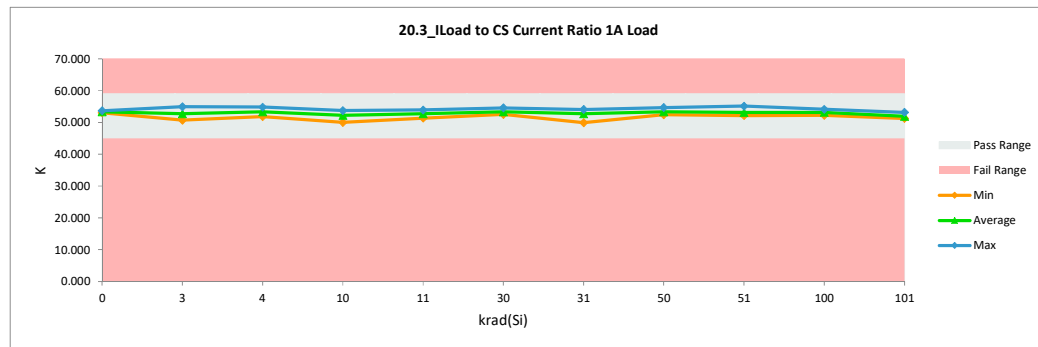
HDR Report
TPS7H1101A-SP

20.3_Iload to CS Current Ratio 1		
Test Site	Dallas	Dallas
Tester	ETS-364	ETS-364
Test Number	EF5069	EF5069
Unit	K	K
Max Limit	59	59
Min Limit	45	45

krad(Si)	Serial #	Pre	Post	Delta
0	355	52.416	53.663	1.247
0	356	53.581	53.041	-0.540
3	274	52.700	52.767	0.067
3	275	52.184	52.098	-0.086
3	276	50.382	50.711	0.329
3	277	54.672	54.941	0.269
3	278	54.379	53.405	-0.974
4	168	51.759	52.884	1.125
4	169	53.552	54.796	1.244
4	170	52.287	52.459	0.172
4	171	53.852	54.814	0.962
4	172	51.124	51.766	0.642
10	279	50.243	49.984	-0.259
10	280	52.901	52.856	-0.045
10	281	53.127	53.754	0.627
10	282	52.629	53.023	0.394
10	284	51.810	51.515	-0.295
11	173	50.997	51.743	0.746
11	174	52.129	53.896	1.767
11	175	51.221	51.347	0.126
11	176	52.581	53.560	0.979
11	177	52.974	53.023	0.049
30	285	54.450	54.546	0.096
30	286	52.190	53.144	0.954
30	287	52.389	52.532	0.143
30	288	51.582	53.560	1.978
30	289	53.119	52.768	-0.351
31	178	51.636	54.076	2.440
31	179	52.780	53.536	0.756
31	180	52.148	53.135	0.987
31	181	52.082	52.765	0.683
31	182	49.960	49.926	-0.034
50	344	54.545	54.702	0.157
50	345	51.881	53.675	1.794
50	346	52.789	53.006	0.217
50	347	53.715	53.154	-0.561
50	348	51.562	52.381	0.819
51	263	52.226	52.681	0.455
51	264	53.690	55.127	1.437
51	265	51.563	52.151	0.588
51	266	52.771	52.262	-0.509
51	267	52.741	53.467	0.726
100	349	53.495	53.033	-0.462
100	350	53.792	54.000	0.208
100	351	53.888	54.170	0.282
100	352	52.788	52.632	-0.156
100	354	52.797	52.195	-0.602
101	268	51.305	51.242	-0.063
101	269	50.890	51.971	1.081
101	270	51.510	53.188	1.678
101	272	51.677	51.242	-0.435
101	273	50.844	51.971	1.127



20.3_Iload to CS Cu											
Test Site	Dallas										
Tester	ETS-364										
Test Number	EF5069										
Max Limit	59	K									
Min Limit	45	K									
krad(Si)	0	3	4	10	11	30	31	50	51	100	101
LL	45.000	45.000	45.000	45.000	45.000	45.000	45.000	45.000	45.000	45.000	45.000
Min	53.041	50.711	51.766	49.984	51.347	52.532	49.926	52.381	52.151	52.195	51.242
Average	53.352	52.784	53.343	52.226	52.713	53.310	52.687	53.383	53.137	53.206	51.922
Max	53.663	54.941	54.814	53.754	53.896	54.546	54.076	54.702	55.127	54.170	53.188
UL	59.000	59.000	59.000	59.000	59.000	59.000	59.000	59.000	59.000	59.000	59.000



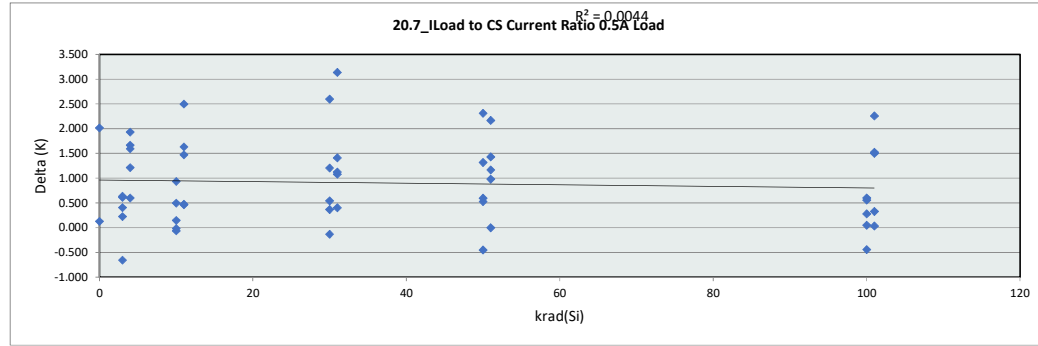
HDR Report TPS7H1101A-SP

Max	54.672	55.127	2.440
Average	52.429	52.890	0.461
Min	49.960	49.926	-0.974
Std Dev	1.129	1.179	0.744

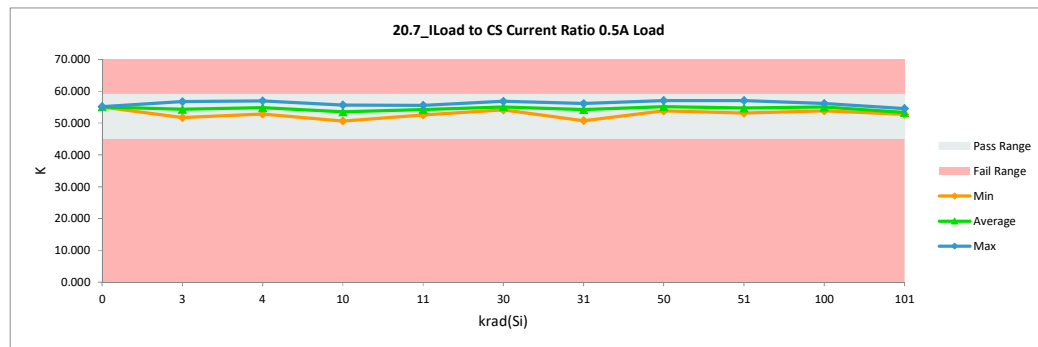
HDR Report
TPS7H1101A-SP

20.7_Iload to CS Current Ratio 0		
Test Site	Dallas	Dallas
Tester	ETS-364	ETS-364
Test Number	EF5069	EF5069
Unit	K	K
Max Limit	59	59
Min Limit	45	45

krad(Si)	Serial #	Pre	Post	Delta
0	355	53.143	55.158	2.015
0	356	54.952	55.080	0.128
3	274	53.851	54.257	0.406
3	275	53.026	53.249	0.223
3	276	51.126	51.739	0.613
3	277	56.098	56.733	0.635
3	278	56.125	55.469	-0.656
4	168	52.527	54.196	1.669
4	169	55.039	56.972	1.933
4	170	53.236	53.836	0.600
4	171	54.964	56.559	1.595
4	172	51.598	52.811	1.213
10	279	50.643	50.628	-0.015
10	280	54.371	54.519	0.148
10	281	54.761	55.696	0.935
10	282	53.546	54.040	0.494
10	284	52.838	52.775	-0.063
11	173	51.798	53.270	1.472
11	174	52.687	55.184	2.497
11	175	52.069	52.540	0.471
11	176	53.967	55.599	1.632
11	177	54.143	54.607	0.464
30	285	56.321	56.862	0.541
30	286	52.942	54.147	1.205
30	287	53.832	54.198	0.366
30	288	52.445	55.045	2.600
30	289	55.274	55.140	-0.134
31	178	52.963	56.100	3.137
31	179	53.991	55.072	1.081
31	180	53.013	54.423	1.410
31	181	53.716	54.839	1.123
31	182	50.351	50.753	0.402
50	344	56.551	57.078	0.527
50	345	52.842	55.155	2.313
50	346	54.268	54.865	0.597
50	347	55.455	55.002	-0.453
50	348	52.496	53.814	1.318
51	263	53.395	54.375	0.980
51	264	54.940	57.109	2.169
51	265	51.907	53.072	1.165
51	266	53.720	53.718	-0.002
51	267	53.814	55.244	1.430
100	349	54.936	54.987	0.051
100	350	55.305	55.905	0.600
100	351	55.594	56.153	0.559
100	352	53.925	54.203	0.278
100	354	54.292	53.848	-0.444
101	268	52.393	52.720	0.327
101	269	51.750	53.251	1.501
101	270	52.314	54.573	2.259
101	272	52.685	52.720	0.035
101	273	51.727	53.251	1.524



20.7_Iload to CS Cu											
Test Site	Dallas										
Tester	ETS-364										
Test Number	EF5069										
Max Limit	59	K									
Min Limit	45	K									
krad(Si)	0	3	4	10	11	30	31	50	51	100	101
LL	45.000	45.000	45.000	45.000	45.000	45.000	45.000	45.000	45.000	45.000	45.000
Min	55.080	51.739	52.811	50.628	52.540	54.147	50.753	53.814	53.072	53.848	52.720
Average	55.119	54.290	54.875	53.532	54.240	55.079	54.238	55.183	54.704	55.019	53.303
Max	55.158	56.733	56.972	55.696	55.599	56.862	56.100	57.078	57.109	56.153	54.573
UL	59.000	59.000	59.000	59.000	59.000	59.000	59.000	59.000	59.000	59.000	59.000



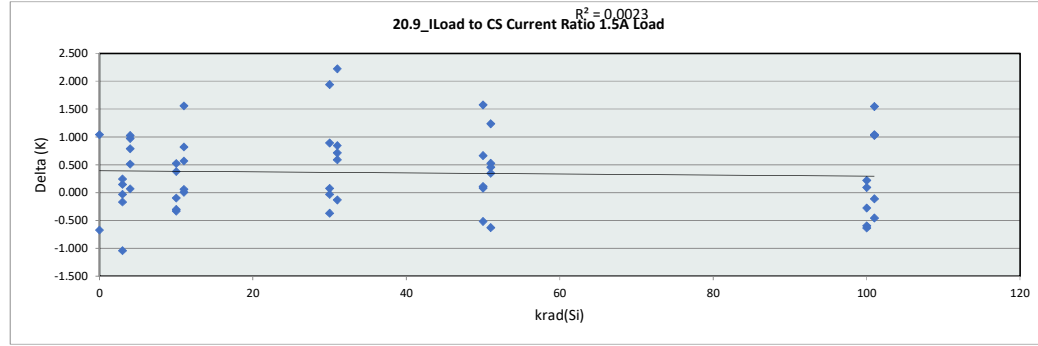
HDR Report TPS7H1101A-SP

Max	56.551	57.109	3.137
Average	53.571	54.472	0.901
Min	50.351	50.628	-0.656
Std Dev	1.477	1.487	0.859

HDR Report
TPS7H1101A-SP

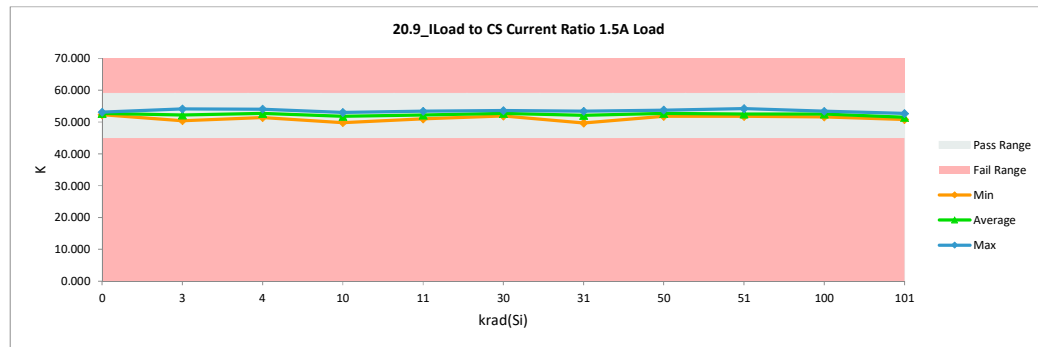
20.9_Iload to CS Current Ratio 1		
Test Site	Dallas	Dallas
Tester	ETS-364	ETS-364
Test Number	EF5069	EF5069
Unit	K	K
Max Limit	59	59
Min Limit	45	45

krad(Si)	Serial #	Pre	Post	Delta
0	355	52.066	53.107	1.041
0	356	52.989	52.315	-0.674
3	274	52.282	52.250	-0.032
3	275	51.822	51.653	-0.169
3	276	50.173	50.415	0.242
3	277	53.999	54.146	0.147
3	278	53.668	52.626	-1.042
4	168	51.427	52.398	0.971
4	169	52.827	53.854	1.027
4	170	51.898	51.967	0.069
4	171	53.260	54.047	0.787
4	172	50.893	51.405	0.512
10	279	50.154	49.853	-0.301
10	280	52.331	52.233	-0.098
10	281	52.478	53.002	0.524
10	282	52.221	52.600	0.379
10	284	51.423	51.092	-0.331
11	173	50.709	51.275	0.566
11	174	51.814	53.372	1.558
11	175	50.913	50.971	0.058
11	176	52.029	52.849	0.820
11	177	52.377	52.384	0.007
30	285	53.598	53.566	-0.032
30	286	51.928	52.820	0.892
30	287	51.789	51.865	0.076
30	288	51.246	53.187	1.941
30	289	52.319	51.948	-0.371
31	178	51.155	53.376	2.221
31	179	52.216	52.927	0.711
31	180	51.777	52.621	0.844
31	181	51.449	52.037	0.588
31	182	49.850	49.718	-0.132
50	344	53.691	53.772	0.081
50	345	51.521	53.094	1.573
50	346	52.210	52.318	0.108
50	347	52.950	52.431	-0.519
50	348	51.189	51.854	0.665
51	263	51.713	52.060	0.347
51	264	53.017	54.254	1.237
51	265	51.364	51.820	0.456
51	266	52.419	51.789	-0.630
51	267	52.262	52.787	0.525
100	349	52.902	52.303	-0.599
100	350	53.171	53.262	0.091
100	351	53.188	53.408	0.220
100	352	52.335	52.058	-0.277
100	354	52.225	51.591	-0.634
101	268	50.910	50.797	-0.113
101	269	50.558	51.584	1.026
101	270	51.146	52.693	1.547
101	272	51.254	50.797	-0.457
101	273	50.543	51.584	1.041



20.9_Iload to CS Cu		
Test Site	Dallas	
Tester	ETS-364	
Test Number	EF5069	
Max Limit	59	K
Min Limit	45	K

krad(Si)	0	3	4	10	11	30	31	50	51	100	101
LL	45.000	45.000	45.000	45.000	45.000	45.000	45.000	45.000	45.000	45.000	45.000
Min	52.315	50.415	51.405	49.853	50.971	51.865	49.718	51.854	51.789	51.591	50.797
Average	52.711	52.218	52.734	51.756	52.170	52.677	52.136	52.694	52.542	52.525	51.491
Max	53.107	54.146	54.047	53.002	53.372	53.566	53.376	53.772	54.254	53.408	52.693
UL	59.000	59.000	59.000	59.000	59.000	59.000	59.000	59.000	59.000	59.000	59.000



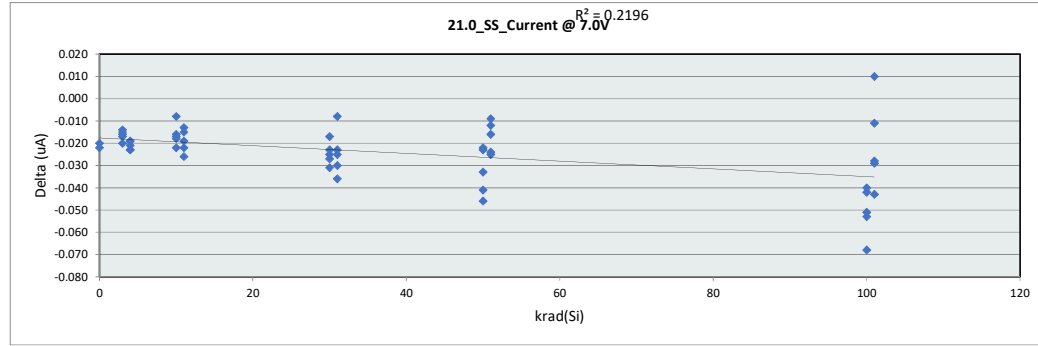
HDR Report TPS7H1101A-SP

Max	53.999	54.254	2.221
Average	51.955	52.311	0.356
Min	49.850	49.718	-1.042
Std Dev	0.970	1.031	0.710

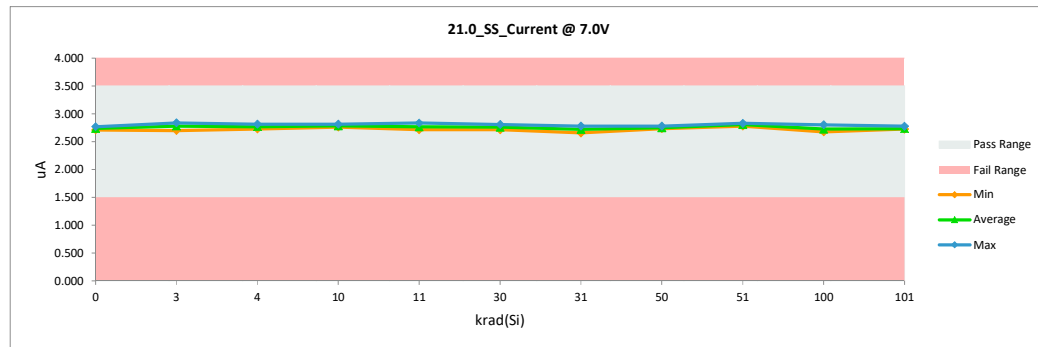
HDR Report
TPS7H1101A-SP

21.0_SS_Current @ 7.0V		
Test Site	Dallas	Dallas
Tester	ETS-364	ETS-364
Test Number	EF5069	EF5069
Unit	uA	uA
Max Limit	3.5	3.5
Min Limit	1.5	1.5

krad(Si)	Serial #	Pre	Post	Delta
0	355	2.790	2.768	-0.022
0	356	2.730	2.710	-0.020
3	274	2.795	2.781	-0.014
3	275	2.854	2.838	-0.016
3	276	2.719	2.699	-0.020
3	277	2.841	2.826	-0.015
3	278	2.772	2.755	-0.017
4	168	2.830	2.807	-0.023
4	169	2.790	2.769	-0.021
4	170	2.745	2.726	-0.019
4	171	2.833	2.814	-0.019
4	172	2.749	2.726	-0.023
10	279	2.779	2.762	-0.017
10	280	2.821	2.813	-0.008
10	281	2.782	2.766	-0.016
10	282	2.810	2.792	-0.018
10	284	2.809	2.787	-0.022
11	173	2.735	2.713	-0.022
11	174	2.852	2.833	-0.019
11	175	2.779	2.766	-0.013
11	176	2.740	2.725	-0.015
11	177	2.810	2.784	-0.026
30	285	2.739	2.712	-0.027
30	286	2.820	2.797	-0.023
30	287	2.777	2.752	-0.025
30	288	2.823	2.806	-0.017
30	289	2.749	2.718	-0.031
31	178	2.800	2.770	-0.030
31	179	2.764	2.739	-0.025
31	180	2.786	2.778	-0.008
31	181	2.695	2.659	-0.036
31	182	2.679	2.656	-0.023
50	344	2.783	2.750	-0.033
50	345	2.801	2.778	-0.023
50	346	2.780	2.739	-0.041
50	347	2.779	2.733	-0.046
50	348	2.760	2.738	-0.022
51	263	2.849	2.824	-0.025
51	264	2.837	2.828	-0.009
51	265	2.824	2.812	-0.012
51	266	2.809	2.785	-0.024
51	267	2.795	2.779	-0.016
100	349	2.793	2.742	-0.051
100	350	2.719	2.677	-0.042
100	351	2.764	2.724	-0.040
100	352	2.855	2.802	-0.053
100	354	2.751	2.683	-0.068
101	268	2.754	2.725	-0.029
101	269	2.751	2.723	-0.028
101	270	2.786	2.775	-0.011
101	272	2.768	2.725	-0.043
101	273	2.713	2.723	0.010



21.0_SS_Current @											
Test Site	Dallas										
Tester	ETS-364										
Test Number	EF5069										
Max Limit	3.5	uA									
Min Limit	1.5	uA									
krad(Si)	0	3	4	10	11	30	31	50	51	100	101
LL	1.500	1.500	1.500	1.500	1.500	1.500	1.500	1.500	1.500	1.500	1.500
Min	2.710	2.699	2.726	2.762	2.713	2.712	2.656	2.733	2.779	2.677	2.723
Average	2.739	2.780	2.768	2.784	2.764	2.757	2.720	2.748	2.806	2.726	2.734
Max	2.768	2.838	2.814	2.813	2.833	2.806	2.778	2.778	2.828	2.802	2.775
UL	3.500	3.500	3.500	3.500	3.500	3.500	3.500	3.500	3.500	3.500	3.500



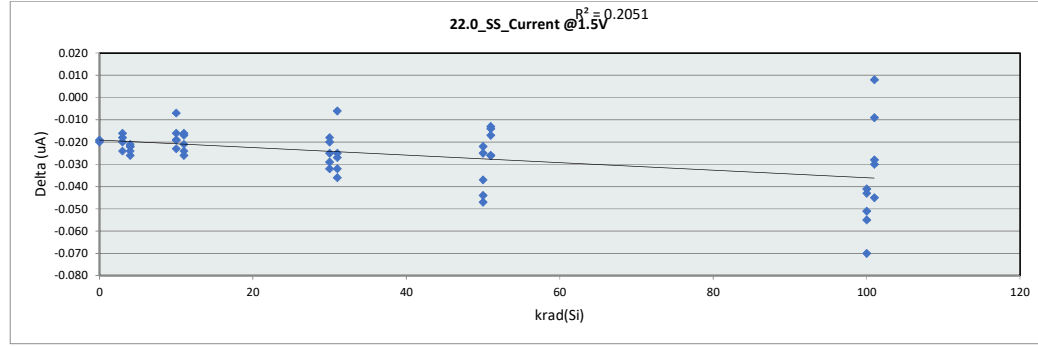
HDR Report TPS7H1101A-SP

Max	2.855	2.838	0.010
Average	2.782	2.758	-0.024
Min	2.679	2.656	-0.068
Std Dev	0.042	0.045	0.013

HDR Report
TPS7H1101A-SP

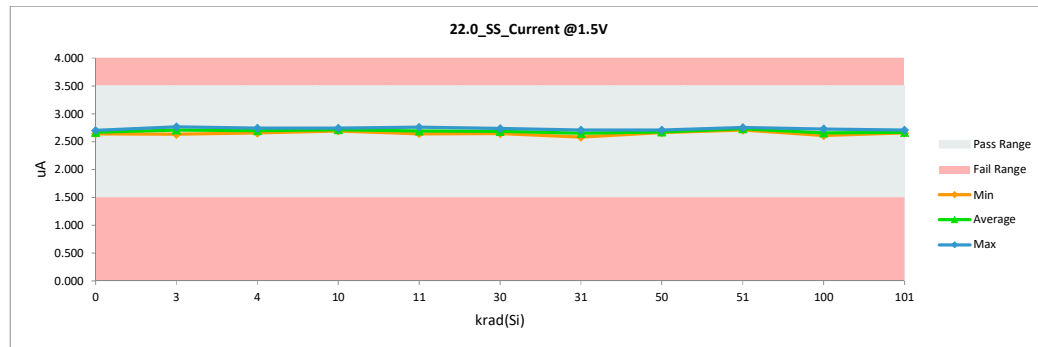
22.0_SS_Current @1.5V		
Test Site	Dallas	Dallas
Tester	ETS-364	ETS-364
Test Number	EF5069	EF5069
Unit	uA	uA
Max Limit	3.5	3.5
Min Limit	1.5	1.5

krad(Si)	Serial #	Pre	Post	Delta
0	355	2.720	2.700	-0.020
0	356	2.659	2.640	-0.019
3	274	2.727	2.707	-0.020
3	275	2.784	2.766	-0.018
3	276	2.653	2.629	-0.024
3	277	2.772	2.754	-0.018
3	278	2.701	2.685	-0.016
4	168	2.759	2.733	-0.026
4	169	2.719	2.697	-0.022
4	170	2.677	2.656	-0.021
4	171	2.762	2.740	-0.022
4	172	2.679	2.655	-0.024
10	279	2.711	2.692	-0.019
10	280	2.748	2.741	-0.007
10	281	2.708	2.692	-0.016
10	282	2.738	2.719	-0.019
10	284	2.739	2.716	-0.023
11	173	2.665	2.641	-0.024
11	174	2.779	2.758	-0.021
11	175	2.709	2.693	-0.016
11	176	2.669	2.652	-0.017
11	177	2.737	2.711	-0.026
30	285	2.668	2.643	-0.025
30	286	2.747	2.727	-0.020
30	287	2.708	2.679	-0.029
30	288	2.753	2.735	-0.018
30	289	2.675	2.643	-0.032
31	178	2.729	2.697	-0.032
31	179	2.693	2.668	-0.025
31	180	2.713	2.707	-0.006
31	181	2.624	2.588	-0.036
31	182	2.610	2.583	-0.027
50	344	2.715	2.678	-0.037
50	345	2.729	2.707	-0.022
50	346	2.712	2.668	-0.044
50	347	2.708	2.661	-0.047
50	348	2.692	2.667	-0.025
51	263	2.777	2.751	-0.026
51	264	2.765	2.752	-0.013
51	265	2.751	2.737	-0.014
51	266	2.737	2.711	-0.026
51	267	2.724	2.707	-0.017
100	349	2.722	2.671	-0.051
100	350	2.652	2.609	-0.043
100	351	2.695	2.654	-0.041
100	352	2.783	2.728	-0.055
100	354	2.683	2.613	-0.070
101	268	2.683	2.653	-0.030
101	269	2.681	2.653	-0.028
101	270	2.715	2.706	-0.009
101	272	2.698	2.653	-0.045
101	273	2.645	2.653	0.008



22.0_SS_Current @1.5V		
Test Site	Dallas	
Tester	ETS-364	
Test Number	EF5069	
Max Limit	3.5	uA
Min Limit	1.5	uA

krad(Si)	0	3	4	10	11	30	31	50	51	100	101
LL	1.500	1.500	1.500	1.500	1.500	1.500	1.500	1.500	1.500	1.500	1.500
Min	2.640	2.629	2.655	2.692	2.641	2.643	2.583	2.661	2.707	2.609	2.653
Average	2.670	2.708	2.696	2.712	2.691	2.685	2.649	2.676	2.732	2.655	2.664
Max	2.700	2.766	2.740	2.741	2.758	2.735	2.707	2.707	2.752	2.728	2.706
UL	3.500	3.500	3.500	3.500	3.500	3.500	3.500	3.500	3.500	3.500	3.500



HDR Report TPS7H1101A-SP

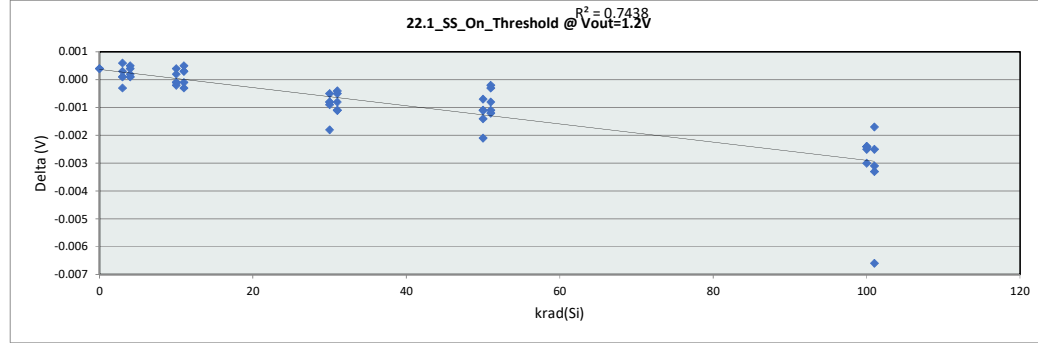
Max	2.784	2.766	0.008
Average	2.712	2.686	-0.025
Min	2.610	2.583	-0.070
Std Dev	0.041	0.044	0.013

HDR Report
TPS7H1101A-SP

22.1_SS_On_Threshold @ Vout=

Test Site	Dallas	Dallas
Tester	ETS-364	ETS-364
Test Number	EF5069	EF5069
Unit	V	V
Max Limit	1.232	1.232
Min Limit	1.1954	1.1954

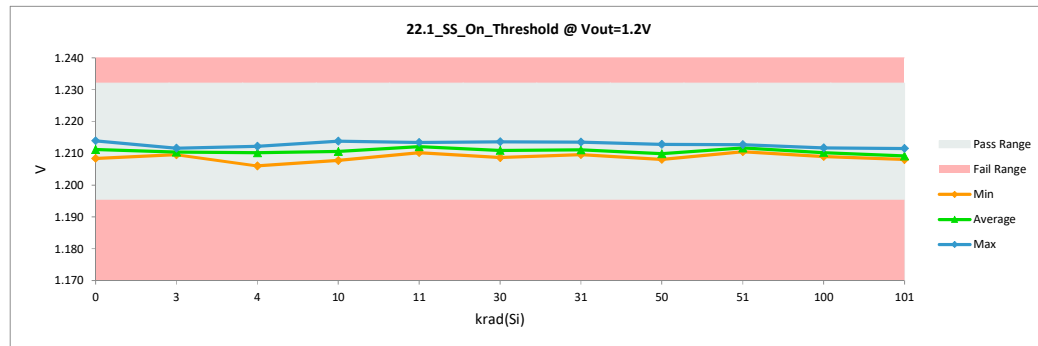
krad(Si)	Serial #	Pre	Post	Delta
0	355	1.208	1.208	0.000
0	356	1.214	1.214	0.000
3	274	1.210	1.210	0.000
3	275	1.212	1.212	0.000
3	276	1.211	1.210	0.000
3	277	1.209	1.210	0.001
3	278	1.209	1.209	0.000
4	168	1.206	1.206	0.000
4	169	1.211	1.211	0.000
4	170	1.212	1.212	0.000
4	171	1.212	1.212	0.001
4	172	1.209	1.210	0.000
10	279	1.209	1.209	0.000
10	280	1.211	1.211	0.000
10	281	1.208	1.208	0.000
10	282	1.211	1.211	0.000
10	284	1.214	1.214	0.000
11	173	1.211	1.212	0.000
11	174	1.213	1.213	0.000
11	175	1.210	1.210	0.000
11	176	1.211	1.212	0.000
11	177	1.214	1.213	0.000
30	285	1.209	1.209	-0.001
30	286	1.212	1.212	-0.001
30	287	1.214	1.214	-0.001
30	288	1.212	1.212	-0.001
30	289	1.211	1.209	-0.002
31	178	1.210	1.210	0.000
31	179	1.214	1.214	0.000
31	180	1.211	1.210	-0.001
31	181	1.212	1.211	-0.001
31	182	1.212	1.211	-0.001
50	344	1.209	1.208	-0.001
50	345	1.212	1.210	-0.001
50	346	1.214	1.213	-0.001
50	347	1.211	1.210	-0.001
50	348	1.210	1.208	-0.002
51	263	1.211	1.211	0.000
51	264	1.214	1.213	-0.001
51	265	1.214	1.212	-0.001
51	266	1.213	1.212	-0.001
51	267	1.211	1.211	0.000
100	349	1.212	1.210	-0.002
100	350	1.213	1.210	-0.002
100	351	1.212	1.209	-0.003
100	352	1.212	1.210	-0.002
100	354	1.214	1.212	-0.002
101	268	1.211	1.208	-0.003
101	269	1.212	1.209	-0.002
101	270	1.215	1.212	-0.003
101	272	1.215	1.208	-0.007
101	273	1.211	1.209	-0.002



22.1_SS_On_Thresh

Test Site	Dallas
Tester	ETS-364
Test Number	EF5069
Max Limit	1.232 V
Min Limit	1.1954 V

krad(Si)	0	3	4	10	11	30	31	50	51	100	101
LL	1.195	1.195	1.195	1.195	1.195	1.195	1.195	1.195	1.195	1.195	1.195
Min	1.208	1.210	1.206	1.208	1.210	1.209	1.210	1.208	1.211	1.209	1.208
Average	1.211	1.210	1.210	1.211	1.212	1.211	1.211	1.210	1.212	1.210	1.209
Max	1.214	1.212	1.212	1.214	1.213	1.214	1.214	1.213	1.213	1.212	1.212
UL	1.232	1.232	1.232	1.232	1.232	1.232	1.232	1.232	1.232	1.232	1.232



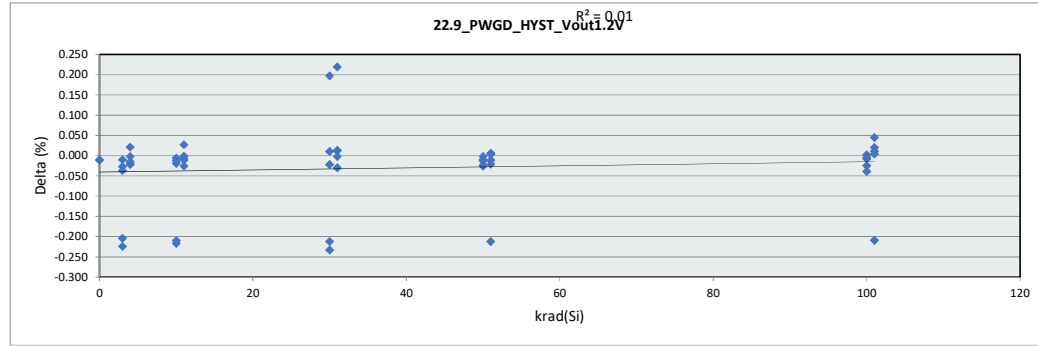
HDR Report TPS7H1101A-SP

Max	1.215	1.214	0.001
Average	1.211	1.211	-0.001
Min	1.206	1.206	-0.007
Std Dev	0.002	0.002	0.001

HDR Report
TPS7H1101A-SP

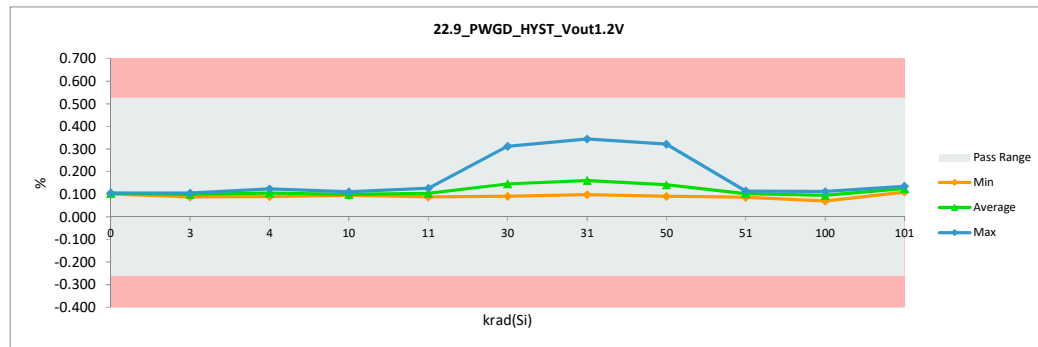
22.9_PWGD_HYST_Vout1.2V		
Test Site	Dallas	Dallas
Tester	ETS-364	ETS-364
Test Number	EF5069	EF5069
Unit	%	%
Max Limit	0.525	0.525
Min Limit	-0.261	-0.261

krad(Si)	Serial #	Pre	Post	Delta
0	355	0.113	0.102	-0.011
0	356	0.116	0.106	-0.010
3	274	0.113	0.103	-0.010
3	275	0.125	0.088	-0.037
3	276	0.132	0.105	-0.027
3	277	0.318	0.094	-0.224
3	278	0.308	0.104	-0.204
4	168	0.103	0.124	0.021
4	169	0.105	0.090	-0.015
4	170	0.118	0.098	-0.020
4	171	0.127	0.105	-0.022
4	172	0.115	0.113	-0.002
10	279	0.117	0.111	-0.006
10	280	0.108	0.096	-0.012
10	281	0.114	0.095	-0.019
10	282	0.306	0.096	-0.210
10	284	0.314	0.097	-0.217
11	173	0.114	0.103	-0.011
11	174	0.089	0.088	-0.001
11	175	0.099	0.126	0.027
11	176	0.119	0.112	-0.007
11	177	0.118	0.092	-0.026
30	285	0.336	0.103	-0.233
30	286	0.115	0.312	0.197
30	287	0.123	0.101	-0.022
30	288	0.303	0.091	-0.212
30	289	0.112	0.122	0.010
31	178	0.115	0.113	-0.002
31	179	0.128	0.098	-0.030
31	180	0.110	0.123	0.013
31	181	0.126	0.345	0.219
31	182	0.111	0.123	0.012
50	344	0.104	0.091	-0.013
50	345	0.106	0.104	-0.002
50	346	0.118	0.094	-0.024
50	347	0.332	0.322	-0.010
50	348	0.125	0.099	-0.026
51	263	0.108	0.114	0.006
51	264	0.108	0.087	-0.021
51	265	0.322	0.110	-0.212
51	266	0.100	0.089	-0.011
51	267	0.111	0.114	0.003
100	349	0.105	0.100	-0.005
100	350	0.110	0.112	0.002
100	351	0.097	0.089	-0.008
100	352	0.109	0.070	-0.039
100	354	0.129	0.104	-0.025
101	268	0.329	0.120	-0.209
101	269	0.125	0.136	0.011
101	270	0.106	0.110	0.004
101	272	0.100	0.120	0.020
101	273	0.091	0.136	0.045



22.9_PWGD_HYST											
Test Site	Dallas										
Tester	ETS-364										
Test Number	EF5069										
Max Limit	0.525 %										
Min Limit	-0.261 %										
krad(Si)	0	3	4	10	11	30	31	50	51	100	101

LL	-0.261	-0.261	-0.261	-0.261	-0.261	-0.261	-0.261	-0.261	-0.261	-0.261	-0.261
Min	0.102	0.088	0.090	0.095	0.088	0.091	0.098	0.091	0.087	0.070	0.110
Average	0.104	0.099	0.106	0.099	0.104	0.146	0.160	0.142	0.103	0.095	0.124
Max	0.106	0.105	0.124	0.111	0.126	0.312	0.345	0.322	0.114	0.112	0.136
UL	0.525	0.525	0.525	0.525	0.525	0.525	0.525	0.525	0.525	0.525	0.525



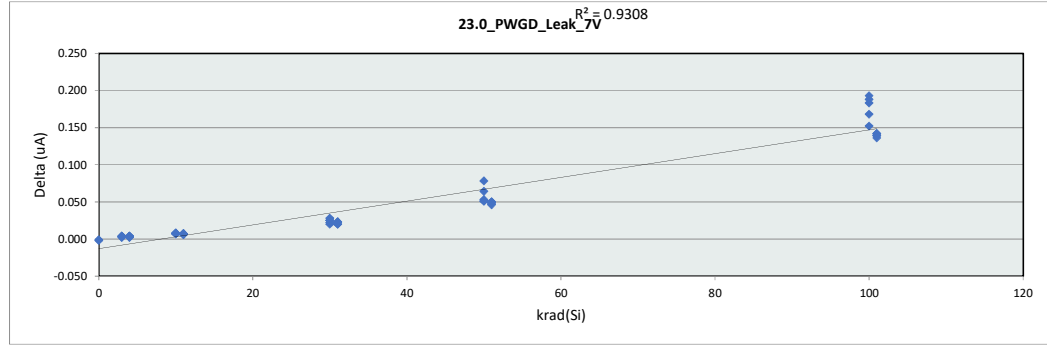
HDR Report TPS7H1101A-SP

Max	0.336	0.345	0.219
Average	0.148	0.117	-0.031
Min	0.089	0.070	-0.233
Std Dev	0.079	0.054	0.091

HDR Report
TPS7H1101A-SP

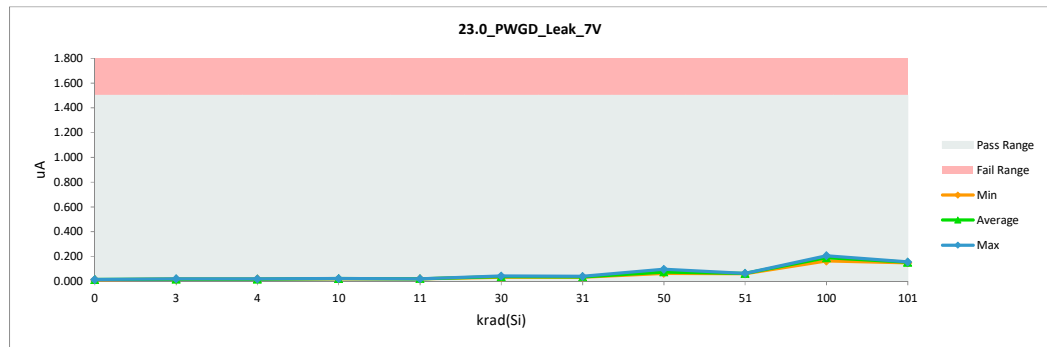
23.0_PWGD_Leak_7V		
Test Site	Dallas	Dallas
Tester	ETS-364	ETS-364
Test Number	EF5069	EF5069
Unit	uA	uA
Max Limit	1.5	1.5
Min Limit	0.001	0.001

krad(Si)	Serial #	Pre	Post	Delta
0	355	0.015	0.014	-0.001
0	356	0.014	0.012	-0.002
3	274	0.013	0.017	0.004
3	275	0.015	0.018	0.003
3	276	0.013	0.015	0.002
3	277	0.016	0.020	0.004
3	278	0.012	0.015	0.003
4	168	0.013	0.017	0.004
4	169	0.014	0.017	0.003
4	170	0.014	0.016	0.002
4	171	0.014	0.018	0.004
4	172	0.013	0.016	0.003
10	279	0.012	0.019	0.007
10	280	0.013	0.020	0.007
10	281	0.014	0.022	0.008
10	282	0.013	0.021	0.008
10	284	0.014	0.021	0.007
11	173	0.012	0.018	0.006
11	174	0.013	0.020	0.007
11	175	0.012	0.019	0.007
11	176	0.013	0.020	0.007
11	177	0.014	0.020	0.006
30	285	0.013	0.041	0.028
30	286	0.013	0.038	0.025
30	287	0.011	0.031	0.020
30	288	0.012	0.037	0.025
30	289	0.012	0.034	0.022
31	178	0.013	0.035	0.022
31	179	0.015	0.038	0.023
31	180	0.014	0.037	0.023
31	181	0.013	0.033	0.020
31	182	0.014	0.034	0.020
50	344	0.018	0.096	0.078
50	345	0.012	0.063	0.051
50	346	0.015	0.079	0.064
50	347	0.013	0.066	0.053
50	348	0.012	0.063	0.051
51	263	0.015	0.063	0.048
51	264	0.014	0.064	0.050
51	265	0.014	0.064	0.050
51	266	0.014	0.063	0.049
51	267	0.014	0.060	0.046
100	349	0.013	0.201	0.188
100	350	0.013	0.181	0.168
100	351	0.013	0.196	0.183
100	352	0.013	0.206	0.193
100	354	0.011	0.163	0.152
101	268	0.013	0.152	0.139
101	269	0.013	0.155	0.142
101	270	0.013	0.149	0.136
101	272	0.013	0.152	0.139
101	273	0.013	0.155	0.142



23.0_PWGD_Leak_7		
Test Site	Dallas	
Tester	ETS-364	
Test Number	EF5069	
Max Limit	1.5	uA
Min Limit	0.001	uA

krad(Si)	0	3	4	10	11	30	31	50	51	100	101
LL	0.001	0.001	0.001	0.001	0.001	0.001	0.001	0.001	0.001	0.001	0.001
Min	0.012	0.015	0.016	0.019	0.018	0.031	0.033	0.063	0.060	0.163	0.149
Average	0.013	0.017	0.017	0.021	0.019	0.036	0.035	0.073	0.063	0.189	0.153
Max	0.014	0.020	0.018	0.022	0.020	0.041	0.038	0.096	0.064	0.206	0.155
UL	1.500	1.500	1.500	1.500	1.500	1.500	1.500	1.500	1.500	1.500	1.500



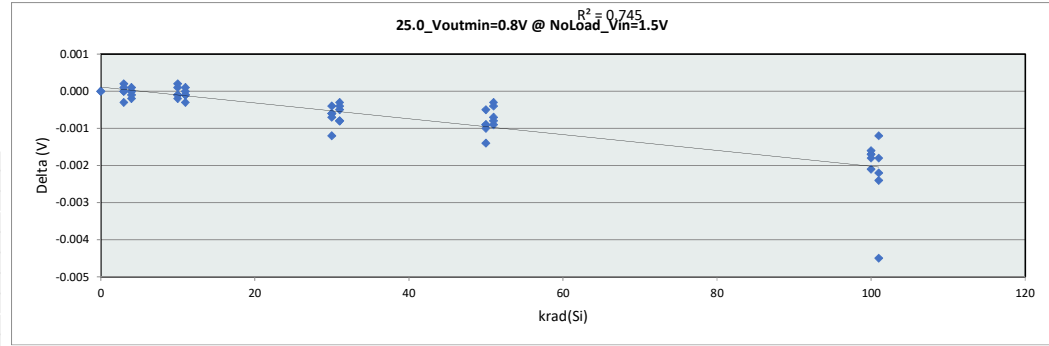
HDR Report
TPS7H1101A-SP

Max	0.018	0.206	0.193
Average	0.013	0.060	0.047
Min	0.011	0.012	-0.002
Std Dev	0.001	0.059	0.059

HDR Report
TPS7H1101A-SP

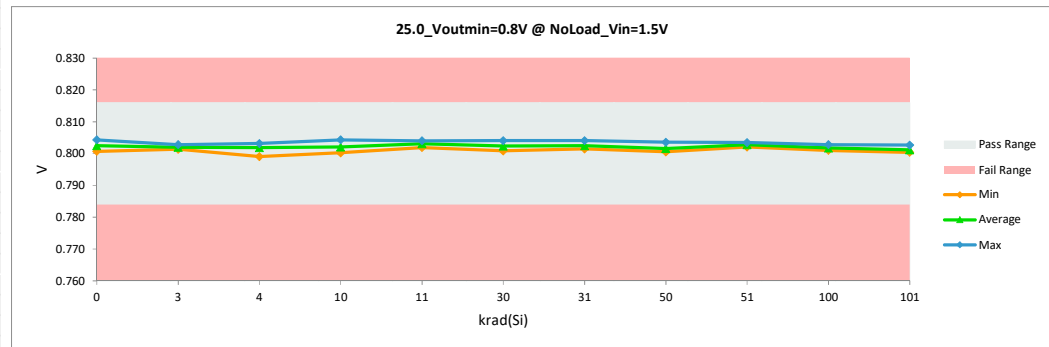
25.0_Voutmin=0.8V @ NoLoad_V		
Test Site	Dallas	Dallas
Tester	ETS-364	ETS-364
Test Number	EF5069	EF5069
Unit	V	V
Max Limit	0.816	0.816
Min Limit	0.784	0.784

krad(Si)	Serial #	Pre	Post	Delta
0	355	0.801	0.801	0.000
0	356	0.804	0.804	0.000
3	274	0.802	0.802	0.000
3	275	0.803	0.803	0.000
3	276	0.802	0.802	0.000
3	277	0.801	0.802	0.000
3	278	0.801	0.801	0.000
4	168	0.799	0.799	0.000
4	169	0.802	0.802	0.000
4	170	0.803	0.803	0.000
4	171	0.803	0.803	0.000
4	172	0.802	0.802	0.000
10	279	0.801	0.801	0.000
10	280	0.802	0.803	0.000
10	281	0.800	0.800	0.000
10	282	0.802	0.802	0.000
10	284	0.804	0.804	0.000
11	173	0.803	0.803	0.000
11	174	0.804	0.804	0.000
11	175	0.802	0.802	0.000
11	176	0.803	0.803	0.000
11	177	0.804	0.804	0.000
30	285	0.801	0.801	-0.001
30	286	0.803	0.803	0.000
30	287	0.805	0.804	-0.001
30	288	0.803	0.803	-0.001
30	289	0.802	0.801	-0.001
31	178	0.802	0.802	0.000
31	179	0.804	0.804	0.000
31	180	0.803	0.802	-0.001
31	181	0.803	0.802	-0.001
31	182	0.803	0.802	-0.001
50	344	0.801	0.800	-0.001
50	345	0.803	0.802	-0.001
50	346	0.805	0.804	-0.001
50	347	0.802	0.802	-0.001
50	348	0.802	0.801	-0.001
51	263	0.803	0.803	0.000
51	264	0.804	0.803	-0.001
51	265	0.804	0.803	-0.001
51	266	0.804	0.803	-0.001
51	267	0.803	0.802	0.000
100	349	0.803	0.802	-0.002
100	350	0.803	0.802	-0.002
100	351	0.803	0.801	-0.002
100	352	0.803	0.802	-0.002
100	354	0.804	0.803	-0.002
101	268	0.803	0.800	-0.002
101	269	0.803	0.801	-0.002
101	270	0.805	0.803	-0.002
101	272	0.805	0.800	-0.004
101	273	0.802	0.801	-0.001



25.0_Voutmin=0.8V		
Test Site	Dallas	
Tester	ETS-364	
Test Number	EF5069	
Max Limit	0.816	V
Min Limit	0.784	V

krad(Si)	0	3	4	10	11	30	31	50	51	100	101
LL	0.784	0.784	0.784	0.784	0.784	0.784	0.784	0.784	0.784	0.784	0.784
Min	0.801	0.801	0.799	0.800	0.802	0.801	0.802	0.801	0.802	0.801	0.800
Average	0.803	0.802	0.802	0.802	0.803	0.802	0.802	0.802	0.803	0.802	0.801
Max	0.804	0.803	0.803	0.804	0.804	0.804	0.804	0.804	0.804	0.804	0.803
UL	0.816	0.816	0.816	0.816	0.816	0.816	0.816	0.816	0.816	0.816	0.816



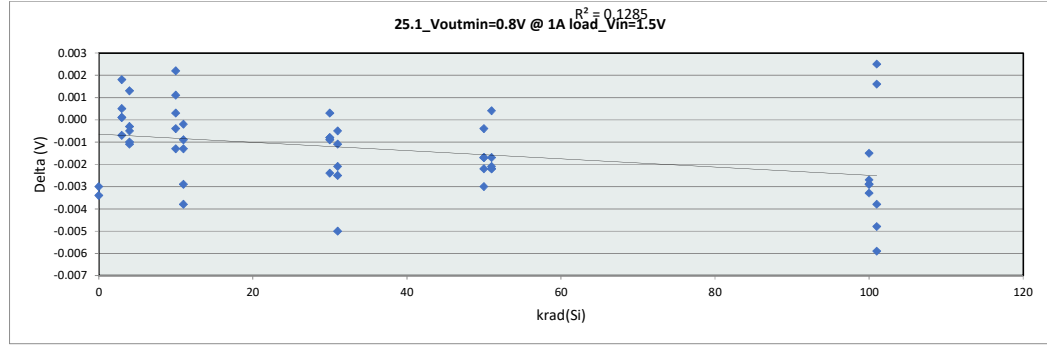
HDR Report TPS7H1101A-SP

Max	0.805	0.804	0.000
Average	0.803	0.802	-0.001
Min	0.799	0.799	-0.004
Std Dev	0.001	0.001	0.001

HDR Report
TPS7H1101A-SP

25.1_Voutmin=0.8V @ 1A load_V		
Test Site	Dallas	Dallas
Tester	ETS-364	ETS-364
Test Number	EF5069	EF5069
Unit	V	V
Max Limit	0.816	0.816
Min Limit	0.784	0.784

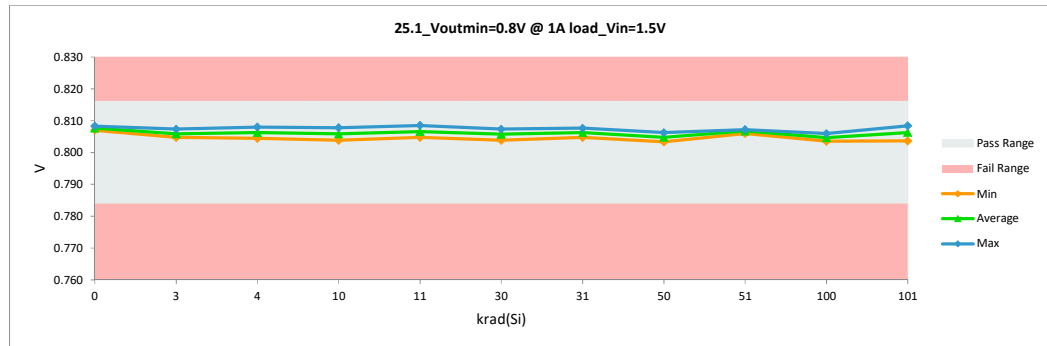
krad(Si)	Serial #	Pre	Post	Delta
0	355	0.810	0.807	-0.003
0	356	0.811	0.808	-0.003
3	274	0.805	0.805	0.000
3	275	0.807	0.806	-0.001
3	276	0.806	0.806	0.001
3	277	0.805	0.805	0.000
3	278	0.806	0.807	0.002
4	168	0.805	0.804	-0.001
4	169	0.807	0.808	0.001
4	170	0.807	0.807	0.000
4	171	0.808	0.807	-0.001
4	172	0.806	0.805	-0.001
10	279	0.804	0.805	0.001
10	280	0.806	0.808	0.002
10	281	0.804	0.804	0.000
10	282	0.806	0.806	0.000
10	284	0.808	0.807	-0.001
11	173	0.807	0.806	0.000
11	174	0.811	0.809	-0.003
11	175	0.806	0.805	-0.001
11	176	0.807	0.806	-0.001
11	177	0.811	0.807	-0.004
30	285	0.805	0.804	-0.001
30	286	0.807	0.806	-0.001
30	287	0.808	0.807	-0.001
30	288	0.807	0.807	0.000
30	289	0.807	0.805	-0.002
31	178	0.807	0.805	-0.002
31	179	0.813	0.808	-0.005
31	180	0.808	0.806	-0.002
31	181	0.808	0.807	-0.001
31	182	0.807	0.807	-0.001
50	344	0.806	0.803	-0.002
50	345	0.806	0.806	0.000
50	346	0.808	0.806	-0.002
50	347	0.808	0.805	-0.003
50	348	0.806	0.804	-0.002
51	263	0.809	0.807	-0.002
51	264	0.809	0.807	-0.002
51	265	0.809	0.807	-0.002
51	266	0.808	0.806	-0.002
51	267	0.806	0.807	0.000
100	349	0.807	0.804	-0.003
100	350	0.808	0.805	-0.003
100	351	0.807	0.804	-0.003
100	352	0.808	0.805	-0.003
100	354	0.807	0.806	-0.002
101	268	0.807	0.804	-0.004
101	269	0.807	0.808	0.002
101	270	0.813	0.808	-0.006
101	272	0.808	0.804	-0.005
101	273	0.806	0.808	0.002



25.1_Voutmin=0.8V

Test Site	Dallas
Tester	ETS-364
Test Number	EF5069
Max Limit	0.816 V
Min Limit	0.784 V

krad(Si)	0	3	4	10	11	30	31	50	51	100	101
LL	0.784	0.784	0.784	0.784	0.784	0.784	0.784	0.784	0.784	0.784	0.784
Min	0.807	0.805	0.804	0.804	0.805	0.804	0.805	0.803	0.806	0.804	0.804
Average	0.808	0.806	0.806	0.806	0.807	0.806	0.806	0.805	0.807	0.805	0.806
Max	0.808	0.807	0.808	0.808	0.809	0.807	0.808	0.806	0.807	0.806	0.808
UL	0.816	0.816	0.816	0.816	0.816	0.816	0.816	0.816	0.816	0.816	0.816



HDR Report TPS7H1101A-SP

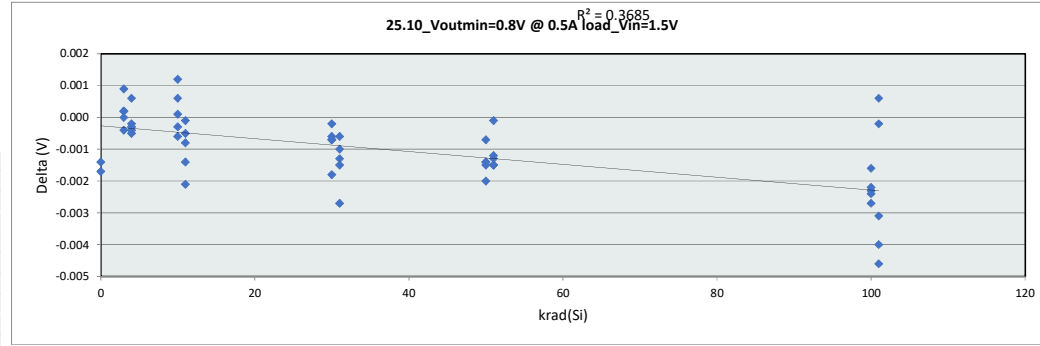
Max	0.813	0.809	0.002
Average	0.807	0.806	-0.001
Min	0.804	0.803	-0.006
Std Dev	0.002	0.001	0.002

HDR Report
TPS7H1101A-SP

25.10_Voutmin=0.8V @ 0.5A load

Test Site	Dallas	Dallas
Tester	ETS-364	ETS-364
Test Number	EF5069	EF5069
Unit	V	V
Max Limit	0.816	0.816
Min Limit	0.784	0.784

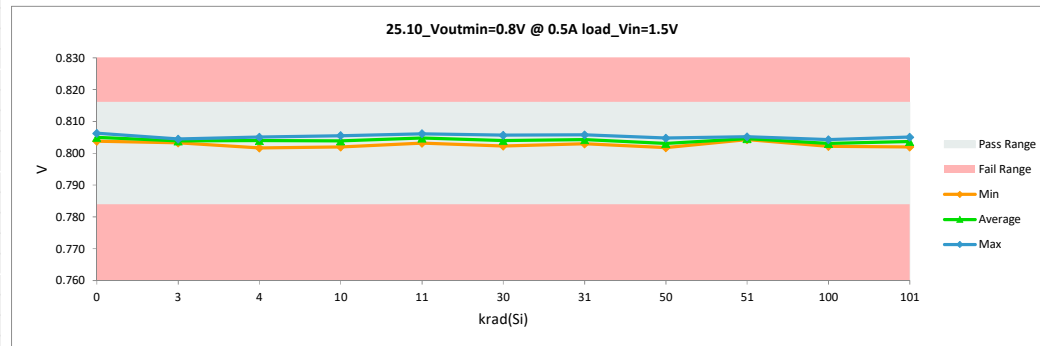
krad(Si)	Serial #	Pre	Post	Delta
0	355	0.805	0.804	-0.002
0	356	0.808	0.806	-0.001
3	274	0.803	0.803	0.000
3	275	0.805	0.804	0.000
3	276	0.804	0.804	0.000
3	277	0.803	0.803	0.000
3	278	0.803	0.804	0.001
4	168	0.802	0.802	0.000
4	169	0.804	0.805	0.001
4	170	0.805	0.805	0.000
4	171	0.805	0.805	0.000
4	172	0.804	0.803	0.000
10	279	0.802	0.803	0.001
10	280	0.804	0.805	0.001
10	281	0.802	0.802	0.000
10	282	0.804	0.804	0.000
10	284	0.806	0.806	-0.001
11	173	0.805	0.805	0.000
11	174	0.808	0.806	-0.001
11	175	0.804	0.803	-0.001
11	176	0.805	0.805	0.000
11	177	0.807	0.805	-0.002
30	285	0.803	0.802	-0.001
30	286	0.805	0.804	-0.001
30	287	0.806	0.806	-0.001
30	288	0.805	0.805	0.000
30	289	0.805	0.803	-0.002
31	178	0.804	0.803	-0.001
31	179	0.808	0.806	-0.003
31	180	0.805	0.804	-0.002
31	181	0.805	0.804	-0.001
31	182	0.805	0.804	-0.001
50	344	0.803	0.802	-0.001
50	345	0.804	0.804	-0.001
50	346	0.806	0.805	-0.001
50	347	0.805	0.803	-0.002
50	348	0.804	0.802	-0.002
51	263	0.806	0.805	-0.001
51	264	0.807	0.805	-0.002
51	265	0.806	0.805	-0.001
51	266	0.806	0.804	-0.001
51	267	0.804	0.804	0.000
100	349	0.805	0.803	-0.002
100	350	0.806	0.803	-0.002
100	351	0.805	0.802	-0.003
100	352	0.805	0.803	-0.002
100	354	0.806	0.804	-0.002
101	268	0.805	0.802	-0.003
101	269	0.805	0.805	0.000
101	270	0.809	0.805	-0.004
101	272	0.807	0.802	-0.005
101	273	0.804	0.805	0.001



25.10_Voutmin=0.8

Test Site	Dallas
Tester	ETS-364
Test Number	EF5069
Max Limit	0.816 V
Min Limit	0.784 V

krad(Si)	0	3	4	10	11	30	31	50	51	100	101
LL	0.784	0.784	0.784	0.784	0.784	0.784	0.784	0.784	0.784	0.784	0.784
Min	0.804	0.803	0.802	0.802	0.803	0.802	0.803	0.802	0.804	0.802	0.802
Average	0.805	0.804	0.804	0.804	0.805	0.804	0.804	0.803	0.805	0.803	0.804
Max	0.806	0.804	0.805	0.806	0.806	0.806	0.806	0.805	0.805	0.804	0.805
UL	0.816	0.816	0.816	0.816	0.816	0.816	0.816	0.816	0.816	0.816	0.816



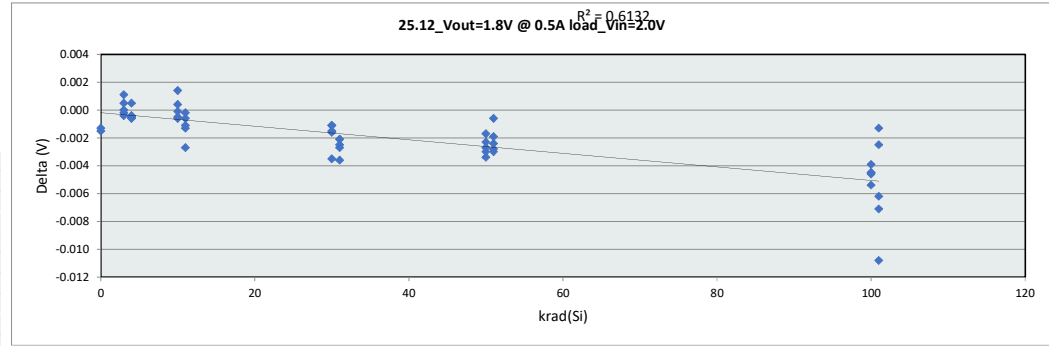
HDR Report TPS7H1101A-SP

Max	0.809	0.806	0.001
Average	0.805	0.804	-0.001
Min	0.802	0.802	-0.005
Std Dev	0.002	0.001	0.001

HDR Report
TPS7H1101A-SP

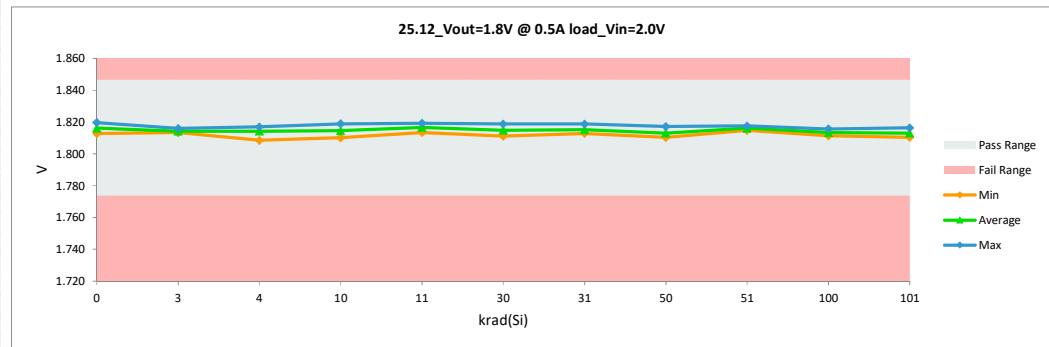
25.12_Vout=1.8V @ 0.5A load_Vin=2.0V		
Test Site	Dallas	Dallas
Tester	ETS-364	ETS-364
Test Number	EF5069	EF5069
Unit	V	V
Max Limit	1.8462	1.8462
Min Limit	1.7738	1.7738

krad(Si)	Serial #	Pre	Post	Delta
0	355	1.814	1.813	-0.002
0	356	1.821	1.820	-0.001
3	274	1.814	1.814	0.000
3	275	1.816	1.816	0.000
3	276	1.815	1.814	0.000
3	277	1.813	1.813	0.000
3	278	1.813	1.814	0.001
4	168	1.809	1.809	-0.001
4	169	1.815	1.816	0.000
4	170	1.817	1.817	0.000
4	171	1.817	1.817	0.000
4	172	1.814	1.813	0.000
10	279	1.812	1.813	0.000
10	280	1.815	1.816	0.001
10	281	1.810	1.810	0.000
10	282	1.815	1.815	-0.001
10	284	1.819	1.819	0.000
11	173	1.816	1.816	0.000
11	174	1.820	1.819	-0.001
11	175	1.815	1.814	-0.001
11	176	1.817	1.816	-0.001
11	177	1.821	1.818	-0.003
30	285	1.813	1.811	-0.002
30	286	1.817	1.816	-0.001
30	287	1.820	1.819	-0.002
30	288	1.817	1.816	-0.001
30	289	1.816	1.812	-0.004
31	178	1.815	1.813	-0.002
31	179	1.822	1.819	-0.004
31	180	1.817	1.814	-0.003
31	181	1.817	1.815	-0.002
31	182	1.817	1.815	-0.002
50	344	1.813	1.810	-0.002
50	345	1.816	1.814	-0.002
50	346	1.820	1.817	-0.003
50	347	1.816	1.813	-0.003
50	348	1.814	1.811	-0.003
51	263	1.818	1.816	-0.002
51	264	1.820	1.817	-0.002
51	265	1.820	1.817	-0.003
51	266	1.819	1.816	-0.003
51	267	1.815	1.815	-0.001
100	349	1.817	1.813	-0.005
100	350	1.818	1.814	-0.005
100	351	1.817	1.811	-0.005
100	352	1.818	1.813	-0.005
100	354	1.820	1.816	-0.004
101	268	1.817	1.810	-0.006
101	269	1.817	1.814	-0.002
101	270	1.824	1.816	-0.007
101	272	1.821	1.810	-0.011
101	273	1.815	1.814	-0.001



25.12_Vout=1.8V @		
Test Site	Dallas	
Tester	ETS-364	
Test Number	EF5069	
Max Limit	1.8462	V
Min Limit	1.7738	V

krad(Si)	0	3	4	10	11	30	31	50	51	100	101
LL	1.774	1.774	1.774	1.774	1.774	1.774	1.774	1.774	1.774	1.774	1.774
Min	1.813	1.813	1.809	1.810	1.814	1.811	1.813	1.810	1.815	1.811	1.810
Average	1.816	1.814	1.814	1.815	1.817	1.815	1.815	1.815	1.816	1.813	1.813
Max	1.820	1.816	1.817	1.819	1.819	1.819	1.819	1.817	1.818	1.816	1.816
UL	1.846	1.846	1.846	1.846	1.846	1.846	1.846	1.846	1.846	1.846	1.846



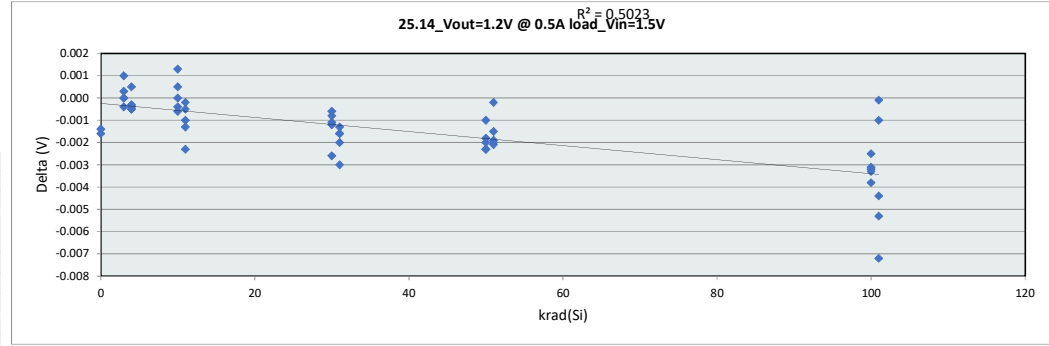
HDR Report TPS7H1101A-SP

Max	1.824	1.820	0.001
Average	1.817	1.815	-0.002
Min	1.809	1.809	-0.011
Std Dev	0.003	0.003	0.002

HDR Report
TPS7H1101A-SP

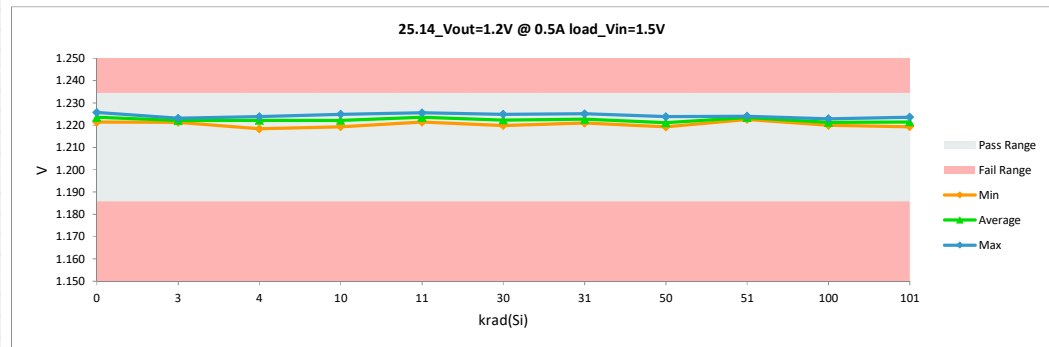
25.14_Vout=1.2V @ 0.5A load_Vin=1.5V		
Test Site	Dallas	Dallas
Tester	ETS-364	ETS-364
Test Number	EF5069	EF5069
Unit	V	V
Max Limit	1.2342	1.2342
Min Limit	1.1858	1.1858

krad(Si)	Serial #	Pre	Post	Delta
0	355	1.223	1.221	-0.002
0	356	1.227	1.226	-0.001
3	274	1.222	1.222	0.000
3	275	1.224	1.223	0.000
3	276	1.222	1.222	0.000
3	277	1.221	1.221	0.000
3	278	1.221	1.222	0.001
4	168	1.219	1.218	0.000
4	169	1.223	1.223	0.000
4	170	1.224	1.224	0.000
4	171	1.224	1.224	-0.001
4	172	1.222	1.221	0.000
10	279	1.220	1.221	0.001
10	280	1.222	1.224	0.001
10	281	1.219	1.219	0.000
10	282	1.223	1.222	0.000
10	284	1.225	1.225	-0.001
11	173	1.223	1.223	0.000
11	174	1.227	1.225	-0.001
11	175	1.222	1.221	-0.001
11	176	1.224	1.223	-0.001
11	177	1.227	1.225	-0.002
30	285	1.221	1.220	-0.001
30	286	1.224	1.223	-0.001
30	287	1.226	1.225	-0.001
30	288	1.224	1.224	-0.001
30	289	1.223	1.220	-0.003
31	178	1.223	1.221	-0.002
31	179	1.228	1.225	-0.003
31	180	1.224	1.222	-0.002
31	181	1.224	1.223	-0.002
31	182	1.224	1.223	-0.001
50	344	1.221	1.219	-0.002
50	345	1.223	1.222	-0.001
50	346	1.226	1.224	-0.002
50	347	1.223	1.221	-0.002
50	348	1.222	1.220	-0.002
51	263	1.225	1.223	-0.002
51	264	1.226	1.224	-0.002
51	265	1.226	1.224	-0.002
51	266	1.225	1.223	-0.002
51	267	1.223	1.223	0.000
100	349	1.224	1.221	-0.003
100	350	1.225	1.222	-0.003
100	351	1.224	1.220	-0.004
100	352	1.224	1.221	-0.003
100	354	1.225	1.223	-0.002
101	268	1.224	1.219	-0.004
101	269	1.224	1.223	-0.001
101	270	1.229	1.224	-0.005
101	272	1.227	1.219	-0.007
101	273	1.223	1.223	0.000



25.14_Vout=1.2V @		
Test Site	Dallas	
Tester	ETS-364	
Test Number	EF5069	
Max Limit	1.2342	V
Min Limit	1.1858	V

krad(Si)	0	3	4	10	11	30	31	50	51	100	101
LL	1.186	1.186	1.186	1.186	1.186	1.186	1.186	1.186	1.186	1.186	1.186
Min	1.221	1.221	1.218	1.219	1.221	1.220	1.221	1.219	1.223	1.220	1.219
Average	1.224	1.222	1.222	1.222	1.224	1.222	1.223	1.221	1.223	1.221	1.221
Max	1.226	1.223	1.224	1.225	1.226	1.225	1.225	1.224	1.224	1.223	1.224
UL	1.234	1.234	1.234	1.234	1.234	1.234	1.234	1.234	1.234	1.234	1.234



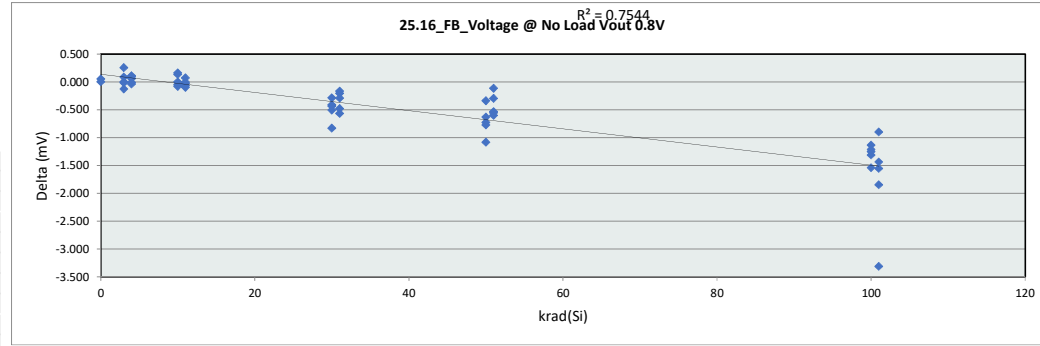
HDR Report TPS7H1101A-SP

Max	1.229	1.226	0.001
Average	1.224	1.222	-0.001
Min	1.219	1.218	-0.007
Std Dev	0.002	0.002	0.002

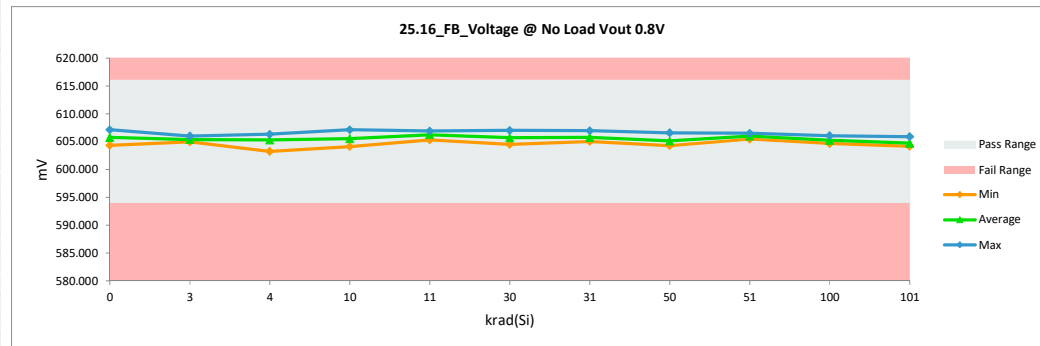
HDR Report
TPS7H1101A-SP

25.16_FB_Voltage @ No Load Vout		
Test Site	Dallas	Dallas
Tester	ETS-364	ETS-364
Test Number	EF5069	EF5069
Unit	mV	mV
Max Limit	616	616
Min Limit	594	594

krad(Si)	Serial #	Pre	Post	Delta
0	355	604.364	604.369	0.005
0	356	607.092	607.142	0.050
3	274	605.413	605.399	-0.014
3	275	606.012	606.012	0.000
3	276	605.594	605.465	-0.129
3	277	604.897	605.153	0.256
3	278	604.879	604.964	0.085
4	168	603.298	603.260	-0.038
4	169	605.644	605.635	-0.009
4	170	606.184	606.278	0.094
4	171	606.222	606.331	0.109
4	172	605.087	605.145	0.058
10	279	604.971	604.919	-0.052
10	280	605.663	605.824	0.161
10	281	604.178	604.097	-0.081
10	282	605.650	605.649	-0.001
10	284	607.023	607.157	0.134
11	173	606.093	606.029	-0.064
11	174	606.810	606.883	0.073
11	175	605.348	605.322	-0.026
11	176	606.073	606.069	-0.004
11	177	607.018	606.923	-0.095
30	285	604.963	604.530	-0.433
30	286	606.350	606.065	-0.285
30	287	607.433	607.020	-0.413
30	288	606.537	606.031	-0.506
30	289	605.615	604.784	-0.831
31	178	605.202	605.036	-0.166
31	179	607.168	606.961	-0.207
31	180	605.781	605.490	-0.291
31	181	606.180	605.615	-0.565
31	182	606.149	605.668	-0.481
50	344	604.607	604.270	-0.337
50	345	606.026	605.298	-0.728
50	346	607.376	606.605	-0.771
50	347	605.691	605.061	-0.630
50	348	605.424	604.341	-1.083
51	263	605.892	605.779	-0.113
51	264	607.062	606.506	-0.556
51	265	606.934	606.334	-0.600
51	266	606.513	605.980	-0.533
51	267	605.751	605.456	-0.295
100	349	606.339	605.125	-1.214
100	350	606.527	605.275	-1.252
100	351	606.194	604.652	-1.542
100	352	606.416	605.101	-1.315
100	354	607.214	606.079	-1.135
101	268	606.032	604.183	-1.849
101	269	606.167	604.729	-1.438
101	270	607.461	605.906	-1.555
101	272	607.496	604.183	-3.313
101	273	605.628	604.729	-0.899



25.16_FB_Voltage @											
Test Site	Dallas										
Tester	ETS-364										
Test Number	EF5069										
Max Limit	616	mV									
Min Limit	594	mV									
krad(Si)	0	3	4	10	11	30	31	50	51	100	101
LL	594.000	594.000	594.000	594.000	594.000	594.000	594.000	594.000	594.000	594.000	594.000
Min	604.369	604.964	603.260	604.097	605.322	604.530	605.036	604.270	605.456	604.652	604.183
Average	605.756	605.399	605.330	605.529	606.245	605.686	605.754	605.115	606.011	605.246	604.746
Max	607.142	606.012	606.331	607.157	606.923	607.020	606.961	606.605	606.506	606.079	605.906
UL	616.000	616.000	616.000	616.000	616.000	616.000	616.000	616.000	616.000	616.000	616.000



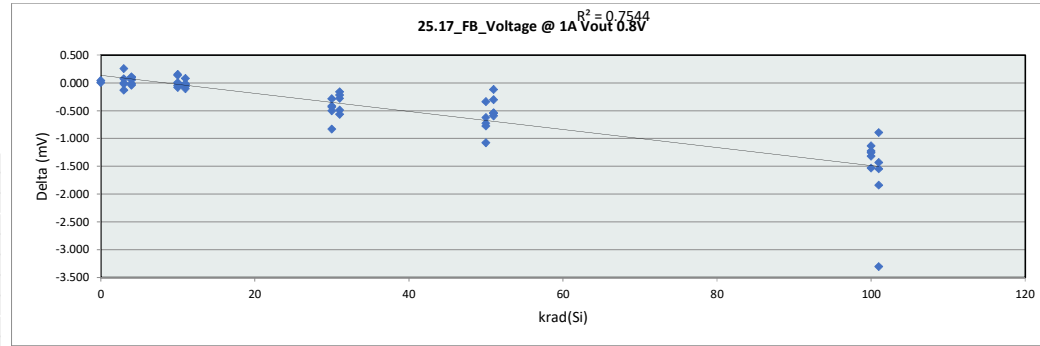
HDR Report TPS7H1101A-SP

Max	607.496	607.157	0.256
Average	605.993	605.516	-0.477
Min	603.298	603.260	-3.313
Std Dev	0.907	0.887	0.663

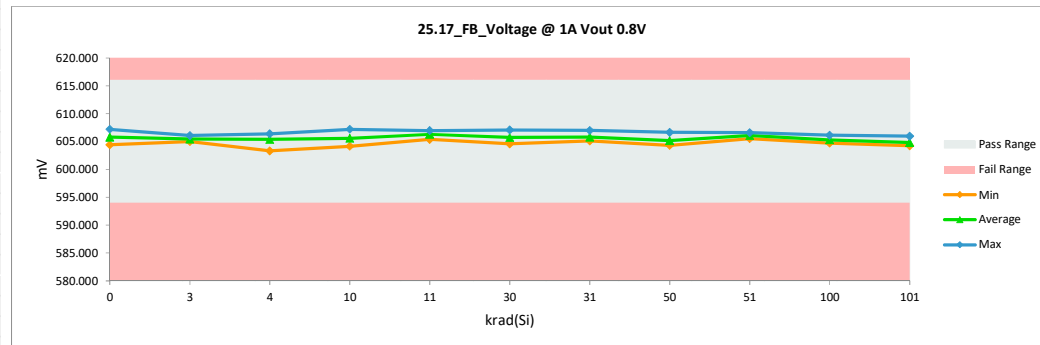
HDR Report
TPS7H1101A-SP

25.17_FB_Voltage @ 1A Vout 0.8		
Test Site	Dallas	Dallas
Tester	ETS-364	ETS-364
Test Number	EF5069	EF5069
Unit	mV	mV
Max Limit	616	616
Min Limit	594	594

krad(Si)	Serial #	Pre	Post	Delta
0	355	604.424	604.429	0.005
0	356	607.154	607.199	0.045
3	274	605.477	605.459	-0.018
3	275	606.071	606.070	-0.001
3	276	605.654	605.525	-0.129
3	277	604.952	605.211	0.259
3	278	604.948	605.021	0.073
4	168	603.356	603.318	-0.038
4	169	605.708	605.694	-0.014
4	170	606.246	606.337	0.091
4	171	606.280	606.390	0.110
4	172	605.152	605.205	0.053
10	279	605.030	604.987	-0.043
10	280	605.724	605.878	0.154
10	281	604.238	604.157	-0.081
10	282	605.707	605.714	0.007
10	284	607.084	607.221	0.137
11	173	606.154	606.095	-0.059
11	174	606.866	606.946	0.080
11	175	605.411	605.379	-0.032
11	176	606.133	606.118	-0.015
11	177	607.082	606.978	-0.104
30	285	605.023	604.590	-0.433
30	286	606.408	606.123	-0.285
30	287	607.495	607.079	-0.416
30	288	606.596	606.094	-0.502
30	289	605.676	604.848	-0.828
31	178	605.265	605.106	-0.159
31	179	607.232	607.014	-0.218
31	180	605.829	605.551	-0.278
31	181	606.236	605.674	-0.562
31	182	606.212	605.725	-0.487
50	344	604.667	604.332	-0.335
50	345	606.094	605.367	-0.727
50	346	607.441	606.666	-0.775
50	347	605.751	605.129	-0.622
50	348	605.483	604.410	-1.073
51	263	605.955	605.835	-0.120
51	264	607.128	606.581	-0.547
51	265	606.992	606.400	-0.592
51	266	606.575	606.040	-0.535
51	267	605.816	605.514	-0.302
100	349	606.400	605.179	-1.221
100	350	606.591	605.340	-1.251
100	351	606.253	604.722	-1.531
100	352	606.475	605.160	-1.315
100	354	607.271	606.142	-1.129
101	268	606.096	604.261	-1.835
101	269	606.227	604.796	-1.431
101	270	607.527	605.984	-1.543
101	272	607.561	604.261	-3.300
101	273	605.686	604.796	-0.890



25.17_FB_Voltage @											
Test Site	Dallas										
Tester	ETS-364										
Test Number	EF5069										
Max Limit	616	mV									
Min Limit	594	mV									
krad(Si)	0	3	4	10	11	30	31	50	51	100	101
LL	594.000	594.000	594.000	594.000	594.000	594.000	594.000	594.000	594.000	594.000	594.000
Min	604.429	605.021	603.318	604.157	605.379	604.590	605.106	604.332	605.514	604.722	604.261
Average	605.814	605.457	605.389	605.591	606.303	605.747	605.814	605.181	606.074	605.309	604.820
Max	607.199	606.070	606.390	607.221	606.978	607.079	607.014	606.666	606.581	606.142	605.984
UL	616.000	616.000	616.000	616.000	616.000	616.000	616.000	616.000	616.000	616.000	616.000



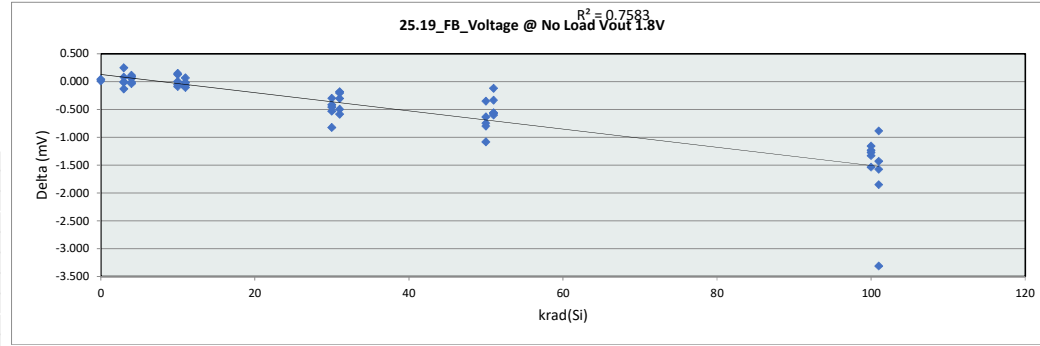
HDR Report TPS7H1101A-SP

Max	607.561	607.221	0.259
Average	606.054	605.578	-0.476
Min	603.356	603.318	-3.300
Std Dev	0.908	0.886	0.660

HDR Report
TPS7H1101A-SP

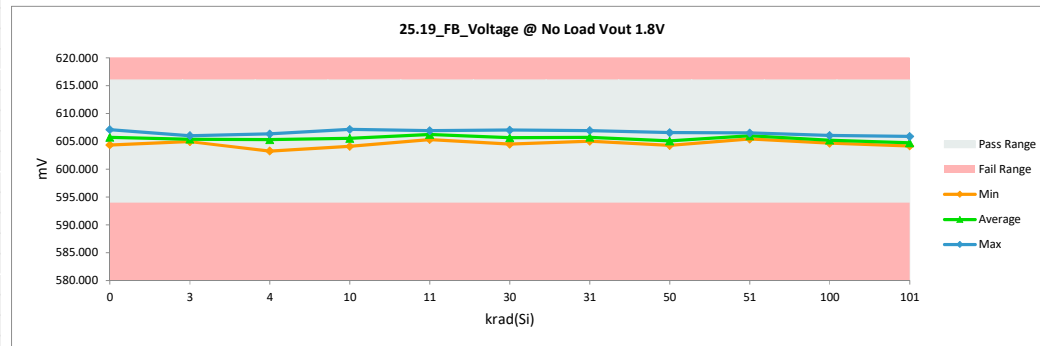
25.19_FB_Voltage @ No Load Vout		
Test Site	Dallas	Dallas
Tester	ETS-364	ETS-364
Test Number	EF5069	EF5069
Unit	mV	mV
Max Limit	616	616
Min Limit	594	594

krad(Si)	Serial #	Pre	Post	Delta
0	355	604.348	604.360	0.012
0	356	607.080	607.122	0.042
3	274	605.408	605.395	-0.013
3	275	606.018	606.013	-0.005
3	276	605.579	605.449	-0.130
3	277	604.895	605.144	0.249
3	278	604.868	604.949	0.081
4	168	603.280	603.242	-0.038
4	169	605.635	605.624	-0.011
4	170	606.167	606.258	0.091
4	171	606.207	606.321	0.114
4	172	605.074	605.131	0.057
10	279	604.978	604.922	-0.056
10	280	605.655	605.802	0.147
10	281	604.177	604.086	-0.091
10	282	605.630	605.634	0.004
10	284	607.022	607.150	0.128
11	173	606.077	606.005	-0.072
11	174	606.808	606.874	0.066
11	175	605.330	605.307	-0.023
11	176	606.072	606.059	-0.013
11	177	607.014	606.908	-0.106
30	285	604.958	604.501	-0.457
30	286	606.343	606.044	-0.299
30	287	607.411	606.995	-0.416
30	288	606.525	605.993	-0.532
30	289	605.618	604.795	-0.823
31	178	605.191	605.007	-0.184
31	179	607.155	606.950	-0.205
31	180	605.771	605.467	-0.304
31	181	606.148	605.561	-0.587
31	182	606.118	605.620	-0.498
50	344	604.610	604.257	-0.353
50	345	606.016	605.268	-0.748
50	346	607.360	606.561	-0.799
50	347	605.680	605.047	-0.633
50	348	605.420	604.336	-1.084
51	263	605.884	605.762	-0.122
51	264	607.065	606.498	-0.567
51	265	606.917	606.317	-0.600
51	266	606.494	605.931	-0.563
51	267	605.747	605.412	-0.335
100	349	606.333	605.097	-1.236
100	350	606.507	605.236	-1.271
100	351	606.189	604.650	-1.539
100	352	606.419	605.089	-1.330
100	354	607.195	606.036	-1.159
101	268	606.032	604.180	-1.852
101	269	606.140	604.709	-1.431
101	270	607.449	605.872	-1.577
101	272	607.495	604.180	-3.315
101	273	605.596	604.709	-0.887



25.19_FB_Voltage @		
Test Site	Dallas	
Tester	ETS-364	
Test Number	EF5069	
Max Limit	616	mV
Min Limit	594	mV

krad(Si)	0	3	4	10	11	30	31	50	51	100	101
LL	594.000	594.000	594.000	594.000	594.000	594.000	594.000	594.000	594.000	594.000	594.000
Min	604.360	604.949	603.242	604.086	605.307	604.501	605.007	604.257	605.412	604.650	604.180
Average	605.741	605.390	605.315	605.519	606.231	605.666	605.721	605.094	605.984	605.222	604.730
Max	607.122	606.013	606.321	607.150	606.908	606.995	606.950	606.561	606.498	606.036	605.872
UL	616.000	616.000	616.000	616.000	616.000	616.000	616.000	616.000	616.000	616.000	616.000



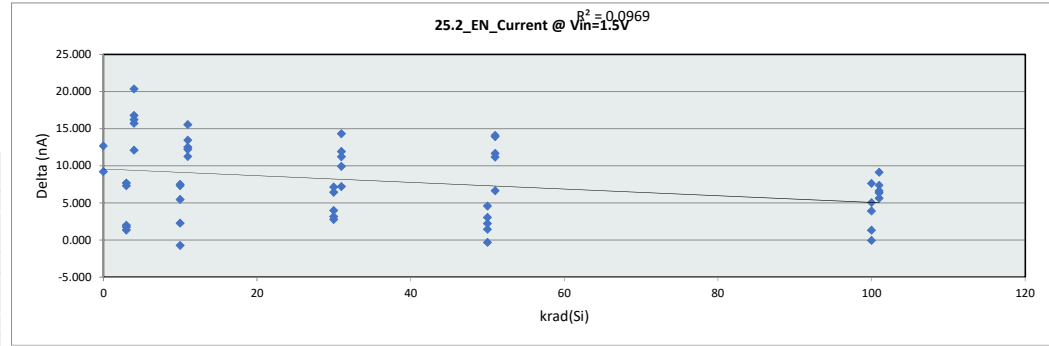
HDR Report TPS7H1101A-SP

Max	607.495	607.150	0.249
Average	605.983	605.497	-0.486
Min	603.280	603.242	-3.315
Std Dev	0.907	0.885	0.664

HDR Report
TPS7H1101A-SP

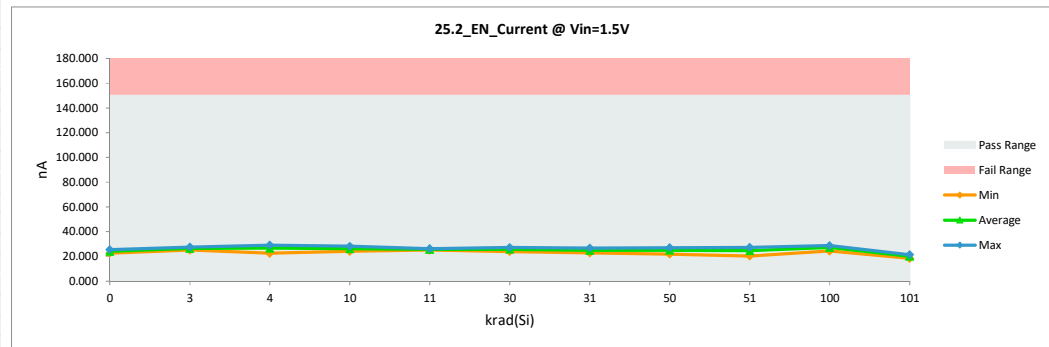
25.2_EN_Current @ Vin=1.5V		
Test Site	Dallas	Dallas
Tester	ETS-364	ETS-364
Test Number	EF5069	EF5069
Unit	nA	nA
Max Limit	150	150
Min Limit	0.001	0.001

krad(Si)	Serial #	Pre	Post	Delta
0	355	12.721	25.396	12.675
0	356	13.436	22.637	9.201
3	274	19.828	27.525	7.697
3	275	23.191	25.184	1.993
3	276	24.417	26.166	1.749
3	277	20.103	27.431	7.328
3	278	24.181	25.521	1.340
4	168	10.010	25.741	15.731
4	169	11.400	28.186	16.786
4	170	8.713	29.081	20.368
4	171	10.371	22.472	12.101
4	172	11.872	28.091	16.219
10	279	21.784	27.258	5.474
10	280	19.404	26.897	7.493
10	281	20.810	28.154	7.344
10	282	21.667	23.950	2.283
10	284	25.485	24.775	-0.710
11	173	13.498	25.710	12.212
11	174	11.715	25.168	13.453
11	175	10.355	25.899	15.544
11	176	12.540	25.058	12.518
11	177	14.983	26.229	11.246
30	285	21.604	25.584	3.980
30	286	21.824	24.971	3.147
30	287	19.726	26.873	7.147
30	288	20.621	27.070	6.449
30	289	21.054	23.832	2.778
31	178	12.556	26.881	14.325
31	179	15.557	22.787	7.230
31	180	14.543	25.773	11.230
31	181	13.168	25.097	11.929
31	182	13.703	23.643	9.940
50	344	23.057	26.119	3.062
50	345	22.460	27.030	4.570
50	346	23.639	25.859	2.220
50	347	22.334	23.793	1.459
50	348	22.091	21.789	-0.302
51	263	13.161	27.266	14.105
51	264	13.051	24.233	11.182
51	265	12.060	26.017	13.957
51	266	13.671	25.333	11.662
51	267	13.577	20.225	6.648
100	349	23.851	27.753	3.902
100	350	25.988	27.305	1.317
100	351	24.456	24.398	-0.058
100	352	20.991	28.618	7.627
100	354	22.806	27.863	5.057
101	268	12.178	21.325	9.147
101	269	13.459	19.816	6.357
101	270	12.681	18.323	5.642
101	272	13.938	21.325	7.387
101	273	13.200	19.816	6.616



25.2_EN_Current @		
Test Site	Dallas	
Tester	ETS-364	
Test Number	EF5069	
Max Limit	150	nA
Min Limit	0.001	nA

krad(Si)	0	3	4	10	11	30	31	50	51	100	101
LL	0.001	0.001	0.001	0.001	0.001	0.001	0.001	0.001	0.001	0.001	0.001
Min	22.637	25.184	22.472	23.950	25.058	23.832	22.787	21.789	20.225	24.398	18.323
Average	24.017	26.365	26.714	26.207	25.613	25.666	24.836	24.918	24.615	27.187	20.121
Max	25.396	27.525	29.081	28.154	26.229	27.070	26.881	27.030	27.266	28.618	21.325
UL	150.000	150.000	150.000	150.000	150.000	150.000	150.000	150.000	150.000	150.000	150.000



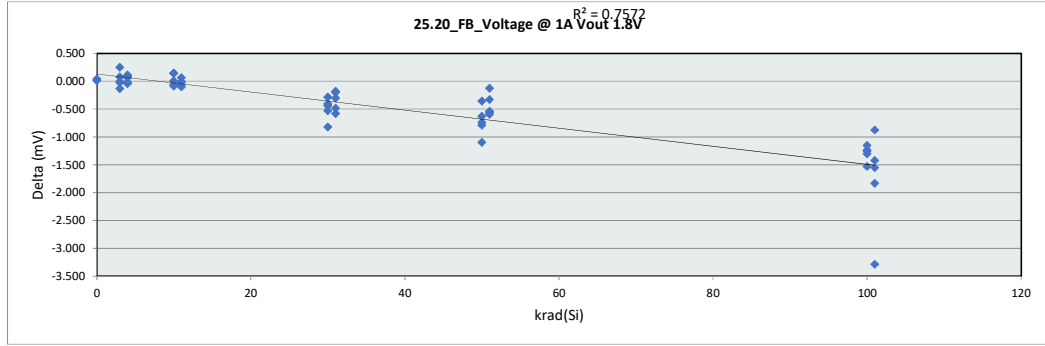
HDR Report TPS7H1101A-SP

Max	25.988	29.081	20.368
Average	17.298	25.178	7.880
Min	8.713	18.323	-0.710
Std Dev	5.129	2.473	5.116

HDR Report
TPS7H1101A-SP

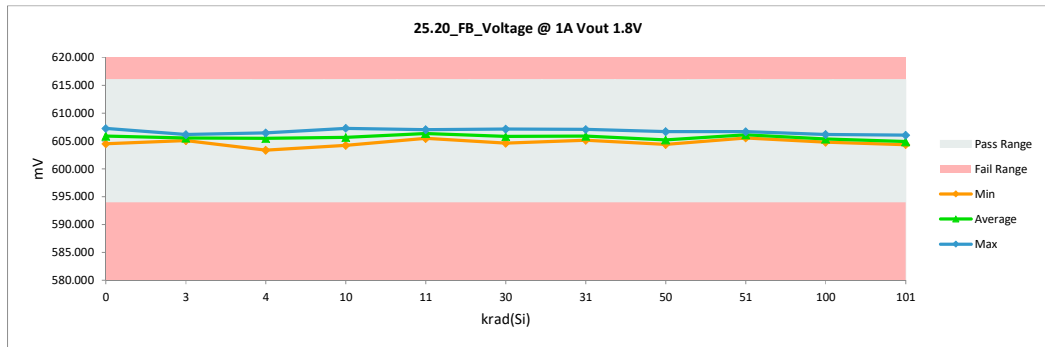
25.20_FB_Voltage @ 1A Vout 1.8		
Test Site	Dallas	Dallas
Tester	ETS-364	ETS-364
Test Number	EF5069	EF5069
Unit	mV	mV
Max Limit	616	616
Min Limit	594	594

krad(Si)	Serial #	Pre	Post	Delta
0	355	604.471	604.482	0.011
0	356	607.208	607.247	0.039
3	274	605.531	605.510	-0.021
3	275	606.131	606.126	-0.005
3	276	605.698	605.566	-0.132
3	277	605.011	605.262	0.251
3	278	604.985	605.062	0.077
4	168	603.397	603.354	-0.043
4	169	605.754	605.738	-0.016
4	170	606.282	606.374	0.092
4	171	606.327	606.439	0.112
4	172	605.186	605.249	0.063
10	279	605.086	605.026	-0.060
10	280	605.774	605.920	0.146
10	281	604.287	604.199	-0.088
10	282	605.737	605.744	0.007
10	284	607.131	607.269	0.138
11	173	606.195	606.125	-0.070
11	174	606.939	607.002	0.063
11	175	605.445	605.429	-0.016
11	176	606.191	606.180	-0.011
11	177	607.130	607.029	-0.101
30	285	605.069	604.630	-0.439
30	286	606.453	606.170	-0.283
30	287	607.540	607.133	-0.407
30	288	606.645	606.114	-0.531
30	289	605.738	604.916	-0.822
31	178	605.310	605.130	-0.180
31	179	607.282	607.080	-0.202
31	180	605.885	605.584	-0.301
31	181	606.261	605.681	-0.580
31	182	606.240	605.754	-0.486
50	344	604.722	604.366	-0.356
50	345	606.144	605.405	-0.739
50	346	607.469	606.677	-0.792
50	347	605.796	605.168	-0.628
50	348	605.539	604.440	-1.099
51	263	606.001	605.874	-0.127
51	264	607.190	606.634	-0.556
51	265	607.035	606.443	-0.592
51	266	606.618	606.077	-0.541
51	267	605.870	605.542	-0.328
100	349	606.454	605.221	-1.233
100	350	606.627	605.369	-1.258
100	351	606.308	604.777	-1.531
100	352	606.527	605.221	-1.306
100	354	607.323	606.169	-1.154
101	268	606.154	604.323	-1.831
101	269	606.261	604.840	-1.421
101	270	607.574	606.020	-1.554
101	272	607.609	604.323	-3.286
101	273	605.718	604.840	-0.878



25.20_FB_Voltage @		
Test Site	Dallas	
Tester	ETS-364	
Test Number	EF5069	
Max Limit	616	mV
Min Limit	594	mV

krad(Si)	0	3	4	10	11	30	31	50	51	100	101
LL	594.000	594.000	594.000	594.000	594.000	594.000	594.000	594.000	594.000	594.000	594.000
Min	604.482	605.062	603.354	604.199	605.429	604.630	605.130	604.366	605.542	604.777	604.323
Average	605.865	605.505	605.431	605.632	606.353	605.793	605.846	605.211	606.114	605.351	604.869
Max	607.247	606.126	606.439	607.269	607.029	607.133	607.080	606.677	606.634	606.169	606.020
UL	616.000	616.000	616.000	616.000	616.000	616.000	616.000	616.000	616.000	616.000	616.000



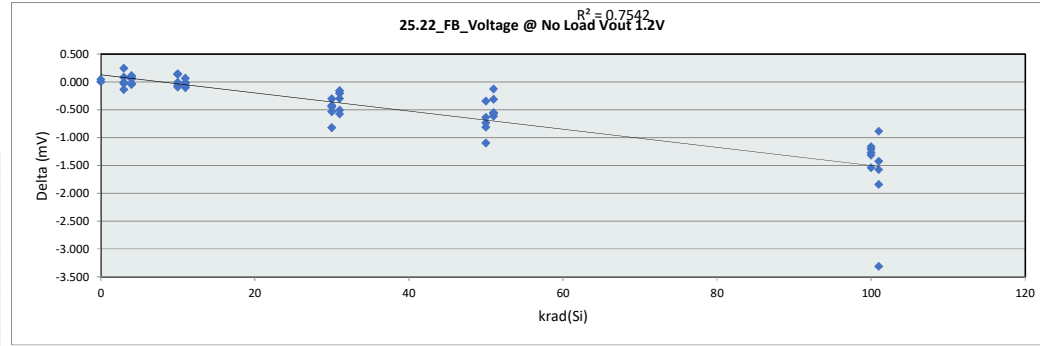
HDR Report TPS7H1101A-SP

Max	607.609	607.269	0.251
Average	606.101	605.620	-0.481
Min	603.397	603.354	-3.286
Std Dev	0.909	0.886	0.658

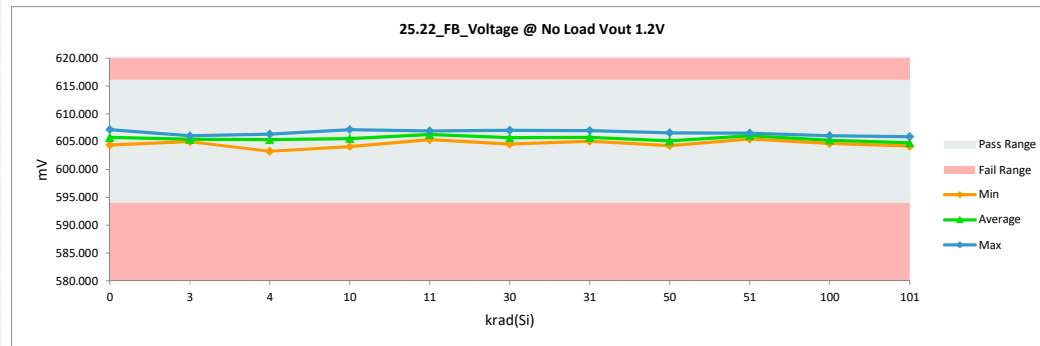
HDR Report
TPS7H1101A-SP

25.22_FB_Voltage @ No Load Vout		
Test Site	Dallas	Dallas
Tester	ETS-364	ETS-364
Test Number	EF5069	EF5069
Unit	mV	mV
Max Limit	616	616
Min Limit	594	594

krad(Si)	Serial #	Pre	Post	Delta
0	355	604.383	604.388	0.005
0	356	607.112	607.158	0.046
3	274	605.440	605.414	-0.026
3	275	606.037	606.033	-0.004
3	276	605.615	605.480	-0.135
3	277	604.921	605.168	0.247
3	278	604.902	604.986	0.084
4	168	603.316	603.272	-0.044
4	169	605.662	605.638	-0.024
4	170	606.206	606.295	0.089
4	171	606.236	606.351	0.115
4	172	605.108	605.165	0.057
10	279	604.995	604.930	-0.065
10	280	605.681	605.827	0.146
10	281	604.200	604.108	-0.092
10	282	605.674	605.669	-0.005
10	284	607.041	607.177	0.136
11	173	606.116	606.051	-0.065
11	174	606.828	606.897	0.069
11	175	605.365	605.346	-0.019
11	176	606.089	606.081	-0.008
11	177	607.039	606.938	-0.101
30	285	604.987	604.542	-0.445
30	286	606.369	606.069	-0.300
30	287	607.459	607.037	-0.422
30	288	606.554	606.023	-0.531
30	289	605.635	604.817	-0.818
31	178	605.222	605.065	-0.157
31	179	607.193	606.989	-0.204
31	180	605.790	605.492	-0.298
31	181	606.209	605.634	-0.575
31	182	606.177	605.672	-0.505
50	344	604.632	604.290	-0.342
50	345	606.045	605.312	-0.733
50	346	607.406	606.595	-0.811
50	347	605.712	605.077	-0.635
50	348	605.443	604.350	-1.093
51	263	605.910	605.785	-0.125
51	264	607.092	606.526	-0.566
51	265	606.956	606.345	-0.611
51	266	606.531	605.980	-0.551
51	267	605.771	605.460	-0.311
100	349	606.360	605.156	-1.204
100	350	606.556	605.289	-1.267
100	351	606.213	604.674	-1.539
100	352	606.436	605.120	-1.316
100	354	607.240	606.079	-1.161
101	268	606.045	604.204	-1.841
101	269	606.188	604.765	-1.423
101	270	607.478	605.904	-1.574
101	272	607.517	604.204	-3.313
101	273	605.649	604.765	-0.884



25.22_FB_Voltage @											
Test Site	Dallas										
Tester	ETS-364										
Test Number	EF5069										
Max Limit	616	mV									
Min Limit	594	mV									
krad(Si)	0	3	4	10	11	30	31	50	51	100	101
LL	594.000	594.000	594.000	594.000	594.000	594.000	594.000	594.000	594.000	594.000	594.000
Min	604.388	604.986	603.272	604.108	605.346	604.542	605.065	604.290	605.460	604.674	604.204
Average	605.773	605.416	605.344	605.542	606.263	605.698	605.770	605.125	606.019	605.264	604.768
Max	607.158	606.033	606.351	607.177	606.938	607.037	606.989	606.595	606.526	606.079	605.904
UL	616.000	616.000	616.000	616.000	616.000	616.000	616.000	616.000	616.000	616.000	616.000



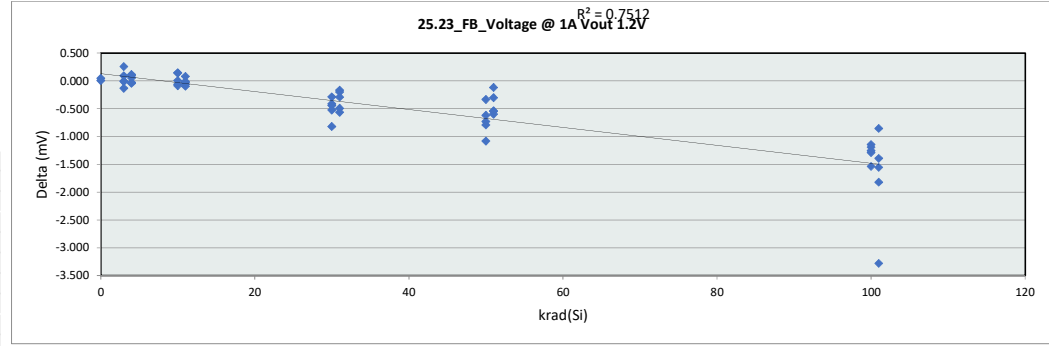
HDR Report TPS7H1101A-SP

Max	607.517	607.177	0.247
Average	606.014	605.531	-0.484
Min	603.316	603.272	-3.313
Std Dev	0.908	0.885	0.662

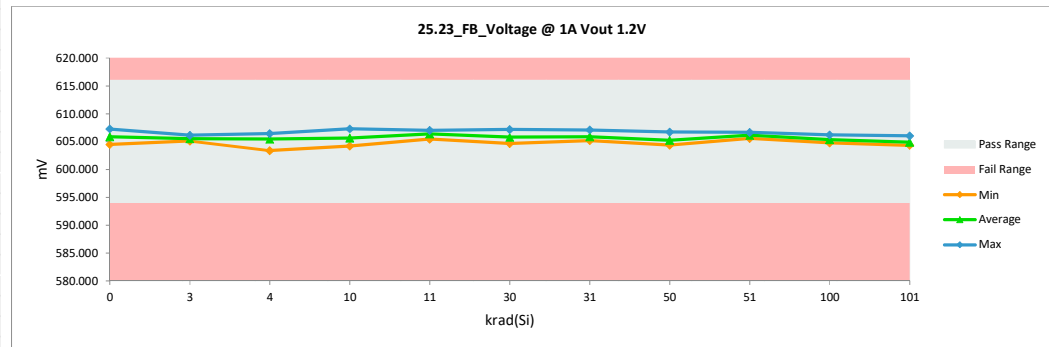
HDR Report
TPS7H1101A-SP

25.23_FB_Voltage @ 1A Vout 1.2V		
Test Site	Dallas	Dallas
Tester	ETS-364	ETS-364
Test Number	EF5069	EF5069
Unit	mV	mV
Max Limit	616	616
Min Limit	594	594

krad(Si)	Serial #	Pre	Post	Delta
0	355	604.484	604.489	0.005
0	356	607.222	607.267	0.045
3	274	605.533	605.519	-0.014
3	275	606.132	606.128	-0.004
3	276	605.718	605.586	-0.132
3	277	605.017	605.274	0.257
3	278	605.000	605.091	0.091
4	168	603.418	603.375	-0.043
4	169	605.763	605.738	-0.025
4	170	606.300	606.394	0.094
4	171	606.338	606.453	0.115
4	172	605.213	605.267	0.054
10	279	605.087	605.027	-0.060
10	280	605.786	605.930	0.144
10	281	604.295	604.207	-0.088
10	282	605.767	605.772	0.005
10	284	607.143	607.284	0.141
11	173	606.215	606.150	-0.065
11	174	606.926	607.006	0.080
11	175	605.476	605.446	-0.030
11	176	606.188	606.178	-0.010
11	177	607.135	607.038	-0.097
30	285	605.084	604.640	-0.444
30	286	606.463	606.174	-0.289
30	287	607.566	607.152	-0.414
30	288	606.655	606.132	-0.523
30	289	605.737	604.916	-0.821
31	178	605.333	605.164	-0.169
31	179	607.293	607.095	-0.198
31	180	605.891	605.599	-0.292
31	181	606.307	605.743	-0.564
31	182	606.278	605.787	-0.491
50	344	604.725	604.390	-0.335
50	345	606.157	605.428	-0.729
50	346	607.510	606.716	-0.794
50	347	605.809	605.190	-0.619
50	348	605.540	604.457	-1.083
51	263	606.008	605.889	-0.119
51	264	607.190	606.642	-0.548
51	265	607.056	606.456	-0.600
51	266	606.640	606.102	-0.538
51	267	605.877	605.575	-0.302
100	349	606.461	605.269	-1.192
100	350	606.661	605.407	-1.254
100	351	606.314	604.777	-1.537
100	352	606.530	605.242	-1.288
100	354	607.343	606.199	-1.144
101	268	606.153	604.334	-1.819
101	269	606.290	604.897	-1.393
101	270	607.586	606.031	-1.555
101	272	607.615	604.334	-3.281
101	273	605.751	604.897	-0.854



25.23_FB_Voltage @											
Test Site	Dallas										
Tester	ETS-364										
Test Number	EF5069										
Max Limit	616	mV									
Min Limit	594	mV									
krad(Si)	0	3	4	10	11	30	31	50	51	100	101
LL	594.000	594.000	594.000	594.000	594.000	594.000	594.000	594.000	594.000	594.000	594.000
Min	604.489	605.091	603.375	604.207	605.446	604.640	605.164	604.390	605.575	604.777	604.334
Average	605.878	605.520	605.445	605.644	606.364	605.803	605.878	605.236	606.133	605.379	604.899
Max	607.267	606.128	606.453	607.284	607.038	607.152	607.095	606.716	606.642	606.199	606.031
UL	616.000	616.000	616.000	616.000	616.000	616.000	616.000	616.000	616.000	616.000	616.000



HDR Report TPS7H1101A-SP

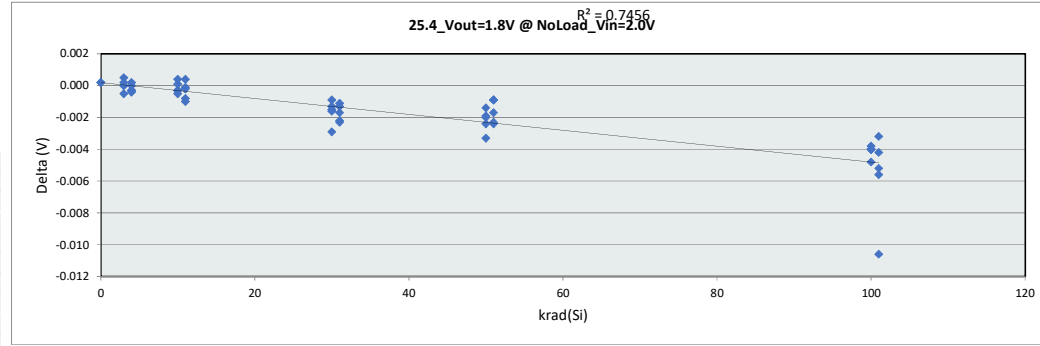
Max	607.615	607.284	0.257
Average	606.115	605.639	-0.476
Min	603.418	603.375	-3.281
Std Dev	0.909	0.885	0.656

HDR Report
TPS7H1101A-SP

25.4_Vout=1.8V @ NoLoad_Vin=

Test Site	Dallas	Dallas
Tester	ETS-364	ETS-364
Test Number	EF5069	EF5069
Unit	V	V
Max Limit	1.8462	1.8462
Min Limit	1.7738	1.7738

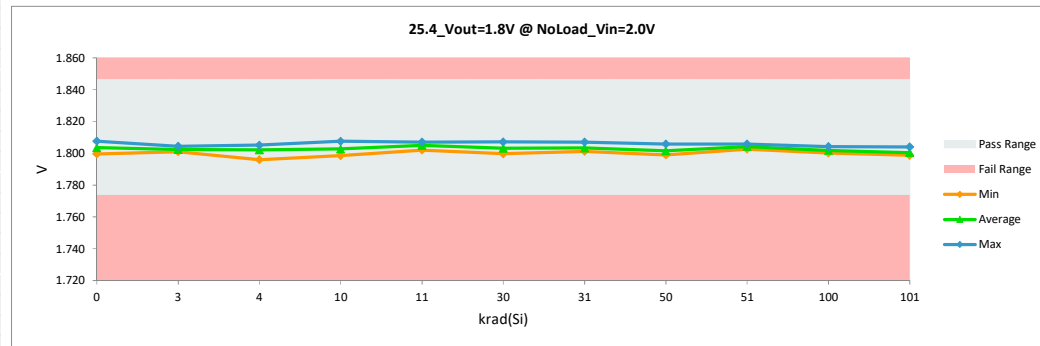
krad(Si)	Serial #	Pre	Post	Delta
0	355	1.799	1.799	0.000
0	356	1.807	1.808	0.000
3	274	1.802	1.802	0.000
3	275	1.804	1.804	0.000
3	276	1.803	1.802	0.000
3	277	1.801	1.802	0.000
3	278	1.801	1.801	0.000
4	168	1.796	1.796	0.000
4	169	1.803	1.803	0.000
4	170	1.805	1.805	0.000
4	171	1.805	1.805	0.000
4	172	1.801	1.801	0.000
10	279	1.801	1.801	0.000
10	280	1.803	1.804	0.000
10	281	1.799	1.798	0.000
10	282	1.804	1.803	-0.001
10	284	1.807	1.808	0.000
11	173	1.804	1.804	0.000
11	174	1.807	1.807	0.000
11	175	1.803	1.802	-0.001
11	176	1.804	1.804	0.000
11	177	1.808	1.807	-0.001
30	285	1.801	1.800	-0.002
30	286	1.805	1.804	-0.001
30	287	1.808	1.807	-0.001
30	288	1.806	1.804	-0.002
30	289	1.803	1.801	-0.003
31	178	1.802	1.801	-0.001
31	179	1.808	1.807	-0.001
31	180	1.804	1.803	-0.002
31	181	1.805	1.803	-0.002
31	182	1.805	1.803	-0.002
50	344	1.800	1.799	-0.001
50	345	1.804	1.802	-0.002
50	346	1.808	1.806	-0.002
50	347	1.803	1.801	-0.002
50	348	1.803	1.799	-0.003
51	263	1.804	1.804	-0.001
51	264	1.808	1.806	-0.002
51	265	1.808	1.805	-0.002
51	266	1.806	1.804	-0.002
51	267	1.803	1.803	-0.001
100	349	1.805	1.801	-0.004
100	350	1.806	1.802	-0.004
100	351	1.805	1.800	-0.005
100	352	1.806	1.802	-0.004
100	354	1.808	1.804	-0.004
101	268	1.804	1.799	-0.006
101	269	1.805	1.800	-0.004
101	270	1.809	1.804	-0.005
101	272	1.809	1.799	-0.011
101	273	1.804	1.800	-0.003



25.4_Vout=1.8V @ N

Test Site	Dallas
Tester	ETS-364
Test Number	EF5069
Max Limit	1.8462 V
Min Limit	1.7738 V

krad(Si)	0	3	4	10	11	30	31	50	51	100	101
LL	1.774	1.774	1.774	1.774	1.774	1.774	1.774	1.774	1.774	1.774	1.774
Min	1.800	1.801	1.796	1.798	1.802	1.800	1.801	1.799	1.803	1.800	1.799
Average	1.804	1.802	1.802	1.803	1.805	1.803	1.803	1.801	1.804	1.802	1.800
Max	1.808	1.804	1.805	1.808	1.807	1.807	1.807	1.806	1.806	1.804	1.804
UL	1.846	1.846	1.846	1.846	1.846	1.846	1.846	1.846	1.846	1.846	1.846



HDR Report TPS7H1101A-SP

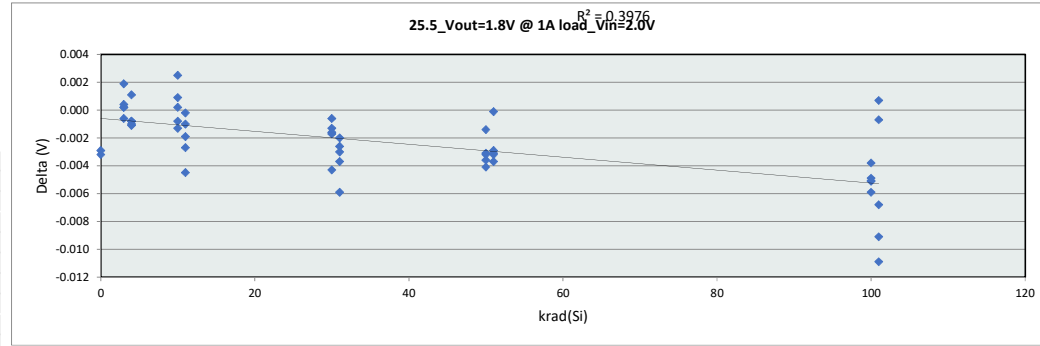
Max	1.809	1.808	0.000
Average	1.804	1.803	-0.002
Min	1.796	1.796	-0.011
Std Dev	0.003	0.003	0.002

HDR Report
TPS7H1101A-SP

25.5_Vout=1.8V @ 1A load_Vin=

Test Site	Dallas	Dallas
Tester	ETS-364	ETS-364
Test Number	EF5069	EF5069
Unit	V	V
Max Limit	1.8462	1.8462
Min Limit	1.7738	1.7738

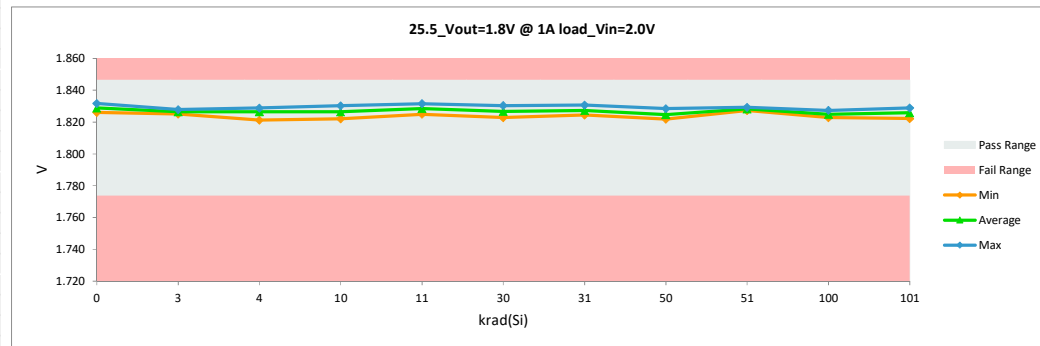
krad(Si)	Serial #	Pre	Post	Delta
0	355	1.829	1.826	-0.003
0	356	1.835	1.832	-0.003
3	274	1.825	1.825	0.000
3	275	1.829	1.828	-0.001
3	276	1.826	1.827	0.000
3	277	1.825	1.825	0.000
3	278	1.825	1.827	0.002
4	168	1.822	1.821	-0.001
4	169	1.828	1.829	0.001
4	170	1.829	1.829	-0.001
4	171	1.830	1.829	-0.001
4	172	1.826	1.825	-0.001
10	279	1.824	1.824	0.001
10	280	1.827	1.829	0.002
10	281	1.822	1.822	0.000
10	282	1.827	1.826	-0.001
10	284	1.832	1.830	-0.001
11	173	1.828	1.828	0.000
11	174	1.834	1.832	-0.003
11	175	1.827	1.825	-0.002
11	176	1.829	1.828	-0.001
11	177	1.834	1.830	-0.005
30	285	1.824	1.823	-0.002
30	286	1.829	1.827	-0.001
30	287	1.832	1.830	-0.002
30	288	1.829	1.829	-0.001
30	289	1.828	1.824	-0.004
31	178	1.827	1.824	-0.003
31	179	1.837	1.831	-0.006
31	180	1.830	1.826	-0.004
31	181	1.830	1.827	-0.003
31	182	1.829	1.827	-0.002
50	344	1.825	1.822	-0.003
50	345	1.828	1.826	-0.001
50	346	1.832	1.829	-0.003
50	347	1.829	1.824	-0.004
50	348	1.826	1.822	-0.004
51	263	1.831	1.828	-0.003
51	264	1.832	1.829	-0.003
51	265	1.832	1.829	-0.003
51	266	1.831	1.827	-0.004
51	267	1.827	1.827	0.000
100	349	1.829	1.824	-0.005
100	350	1.830	1.826	-0.005
100	351	1.829	1.823	-0.006
100	352	1.830	1.825	-0.005
100	354	1.831	1.827	-0.004
101	268	1.829	1.822	-0.007
101	269	1.829	1.828	-0.001
101	270	1.838	1.829	-0.009
101	272	1.833	1.822	-0.011
101	273	1.827	1.828	0.001



25.5_Vout=1.8V @ 1

Test Site	Dallas
Tester	ETS-364
Test Number	EF5069
Max Limit	1.8462 V
Min Limit	1.7738 V

krad(Si)	0	3	4	10	11	30	31	50	51	100	101
LL	1.774	1.774	1.774	1.774	1.774	1.774	1.774	1.774	1.774	1.774	1.774
Min	1.826	1.825	1.821	1.822	1.825	1.823	1.825	1.822	1.827	1.823	1.822
Average	1.829	1.826	1.827	1.826	1.828	1.827	1.827	1.825	1.828	1.825	1.826
Max	1.832	1.828	1.829	1.830	1.832	1.830	1.831	1.829	1.829	1.827	1.829
UL	1.846	1.846	1.846	1.846	1.846	1.846	1.846	1.846	1.846	1.846	1.846



HDR Report TPS7H1101A-SP

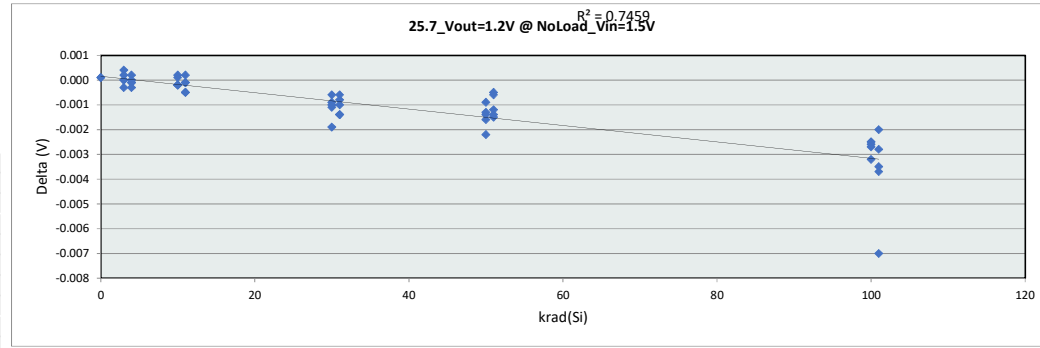
Max	1.838	1.832	0.002
Average	1.829	1.827	-0.002
Min	1.822	1.821	-0.011
Std Dev	0.003	0.003	0.003

HDR Report
TPS7H1101A-SP

25.7_Vout=1.2V @ NoLoad_Vin=

Test Site	Dallas	Dallas
Tester	ETS-364	ETS-364
Test Number	EF5069	EF5069
Unit	V	V
Max Limit	1.2342	1.2342
Min Limit	1.1858	1.1858

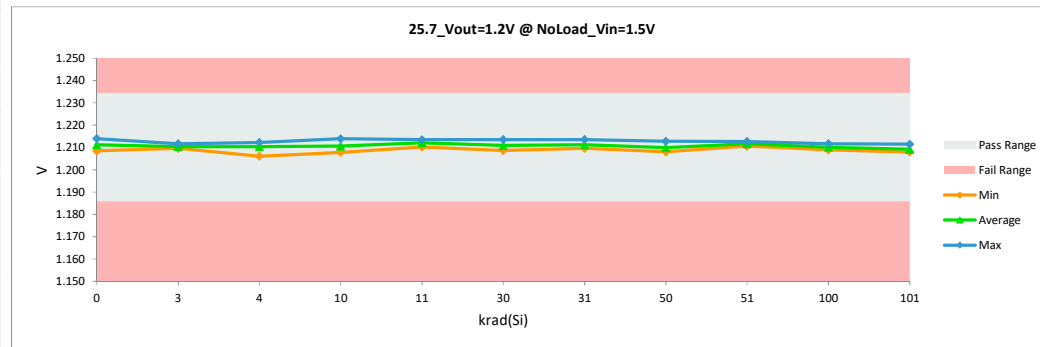
krad(Si)	Serial #	Pre	Post	Delta
0	355	1.208	1.209	0.000
0	356	1.214	1.214	0.000
3	274	1.210	1.210	0.000
3	275	1.212	1.212	0.000
3	276	1.211	1.211	0.000
3	277	1.209	1.210	0.000
3	278	1.209	1.210	0.000
4	168	1.206	1.206	0.000
4	169	1.211	1.211	0.000
4	170	1.212	1.212	0.000
4	171	1.212	1.212	0.000
4	172	1.210	1.210	0.000
10	279	1.210	1.209	0.000
10	280	1.211	1.211	0.000
10	281	1.208	1.208	0.000
10	282	1.211	1.211	0.000
10	284	1.214	1.214	0.000
11	173	1.212	1.212	0.000
11	174	1.213	1.214	0.000
11	175	1.211	1.210	-0.001
11	176	1.212	1.212	0.000
11	177	1.214	1.214	0.000
30	285	1.210	1.209	-0.001
30	286	1.212	1.212	-0.001
30	287	1.214	1.214	-0.001
30	288	1.213	1.212	-0.001
30	289	1.211	1.209	-0.002
31	178	1.210	1.210	-0.001
31	179	1.214	1.214	-0.001
31	180	1.212	1.211	-0.001
31	181	1.212	1.211	-0.001
31	182	1.212	1.211	-0.001
50	344	1.209	1.208	-0.001
50	345	1.212	1.210	-0.001
50	346	1.214	1.213	-0.002
50	347	1.211	1.210	-0.001
50	348	1.211	1.208	-0.002
51	263	1.212	1.211	0.000
51	264	1.214	1.213	-0.001
51	265	1.214	1.212	-0.002
51	266	1.213	1.212	-0.001
51	267	1.211	1.211	-0.001
100	349	1.212	1.210	-0.002
100	350	1.213	1.210	-0.003
100	351	1.212	1.209	-0.003
100	352	1.213	1.210	-0.003
100	354	1.214	1.212	-0.003
101	268	1.212	1.208	-0.004
101	269	1.212	1.209	-0.003
101	270	1.215	1.212	-0.003
101	272	1.215	1.208	-0.007
101	273	1.211	1.209	-0.002



25.7_Vout=1.2V @ N

Test Site	Dallas
Tester	ETS-364
Test Number	EF5069
Max Limit	1.2342 V
Min Limit	1.1858 V

krad(Si)	0	3	4	10	11	30	31	50	51	100	101
LL	1.186	1.186	1.186	1.186	1.186	1.186	1.186	1.186	1.186	1.186	1.186
Min	1.209	1.210	1.206	1.208	1.210	1.209	1.210	1.208	1.211	1.209	1.208
Average	1.211	1.210	1.210	1.211	1.212	1.211	1.211	1.210	1.212	1.210	1.209
Max	1.214	1.212	1.212	1.214	1.214	1.214	1.214	1.213	1.213	1.212	1.212
UL	1.234	1.234	1.234	1.234	1.234	1.234	1.234	1.234	1.234	1.234	1.234



HDR Report TPS7H1101A-SP

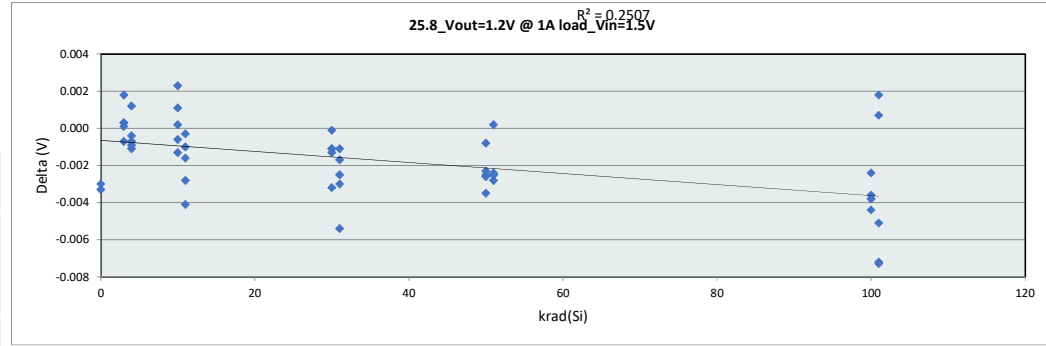
Max	1.215	1.214	0.000
Average	1.212	1.211	-0.001
Min	1.206	1.206	-0.007
Std Dev	0.002	0.002	0.001

HDR Report
TPS7H1101A-SP

25.8_Vout=1.2V @ 1A load_Vin=

Test Site	Dallas	Dallas
Tester	ETS-364	ETS-364
Test Number	EF5069	EF5069
Unit	V	V
Max Limit	1.2342	1.2342
Min Limit	1.1858	1.1858

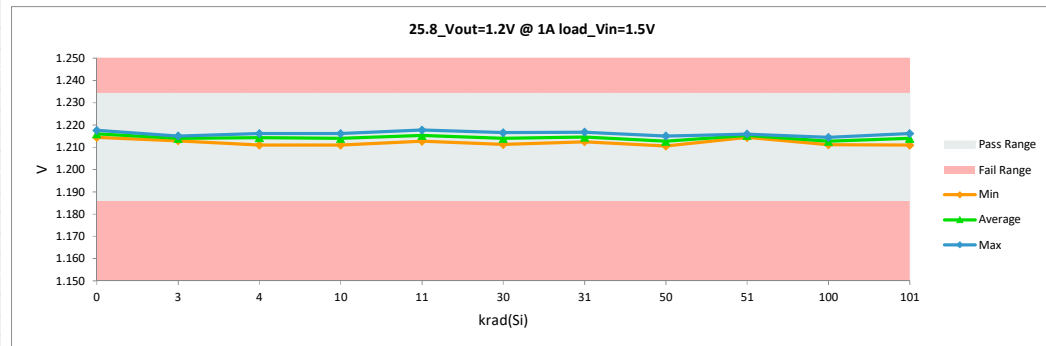
krad(Si)	Serial #	Pre	Post	Delta
0	355	1.218	1.214	-0.003
0	356	1.221	1.218	-0.003
3	274	1.213	1.213	0.000
3	275	1.215	1.215	-0.001
3	276	1.214	1.214	0.000
3	277	1.213	1.213	0.000
3	278	1.213	1.215	0.002
4	168	1.212	1.211	-0.001
4	169	1.215	1.216	0.001
4	170	1.216	1.215	0.000
4	171	1.217	1.215	-0.001
4	172	1.214	1.213	-0.001
10	279	1.211	1.213	0.001
10	280	1.214	1.216	0.002
10	281	1.211	1.211	0.000
10	282	1.214	1.214	-0.001
10	284	1.217	1.216	-0.001
11	173	1.215	1.215	0.000
11	174	1.220	1.218	-0.003
11	175	1.214	1.213	-0.002
11	176	1.216	1.215	-0.001
11	177	1.220	1.216	-0.004
30	285	1.213	1.211	-0.001
30	286	1.215	1.214	-0.001
30	287	1.218	1.216	-0.001
30	288	1.216	1.216	0.000
30	289	1.215	1.212	-0.003
31	178	1.215	1.212	-0.003
31	179	1.222	1.217	-0.005
31	180	1.217	1.214	-0.003
31	181	1.217	1.215	-0.002
31	182	1.216	1.215	-0.001
50	344	1.213	1.211	-0.003
50	345	1.215	1.214	-0.001
50	346	1.217	1.215	-0.002
50	347	1.216	1.212	-0.003
50	348	1.214	1.211	-0.002
51	263	1.218	1.215	-0.003
51	264	1.218	1.216	-0.003
51	265	1.218	1.216	-0.002
51	266	1.217	1.214	-0.003
51	267	1.215	1.215	0.000
100	349	1.216	1.212	-0.004
100	350	1.217	1.213	-0.004
100	351	1.215	1.211	-0.004
100	352	1.216	1.213	-0.004
100	354	1.217	1.214	-0.002
101	268	1.216	1.211	-0.005
101	269	1.215	1.216	0.001
101	270	1.223	1.216	-0.007
101	272	1.218	1.211	-0.007
101	273	1.214	1.216	0.002



25.8_Vout=1.2V @ 1

Test Site	Dallas
Tester	ETS-364
Test Number	EF5069
Max Limit	1.2342 V
Min Limit	1.1858 V

krad(Si)	0	3	4	10	11	30	31	50	51	100	101
LL	1.186	1.186	1.186	1.186	1.186	1.186	1.186	1.186	1.186	1.186	1.186
Min	1.214	1.213	1.211	1.211	1.213	1.211	1.212	1.211	1.214	1.211	1.211
Average	1.216	1.214	1.214	1.214	1.215	1.214	1.215	1.213	1.215	1.213	1.214
Max	1.218	1.215	1.216	1.216	1.218	1.216	1.217	1.215	1.216	1.214	1.216
UL	1.234	1.234	1.234	1.234	1.234	1.234	1.234	1.234	1.234	1.234	1.234



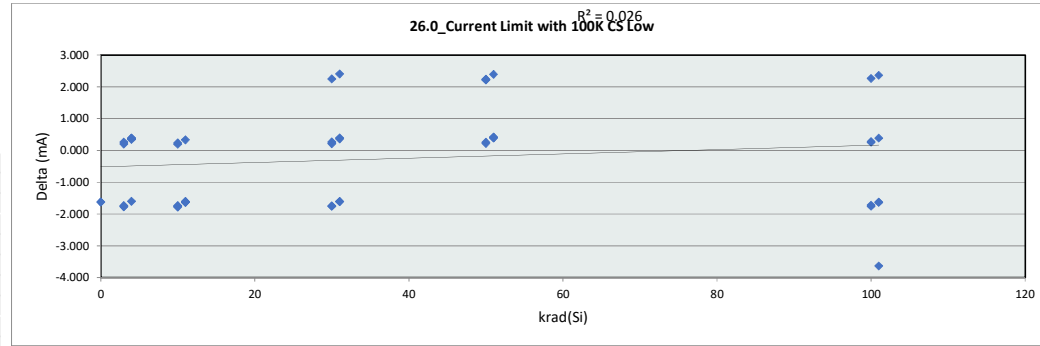
HDR Report TPS7H1101A-SP

Max	1.223	1.218	0.002
Average	1.216	1.214	-0.002
Min	1.211	1.211	-0.007
Std Dev	0.003	0.002	0.002

HDR Report
TPS7H1101A-SP

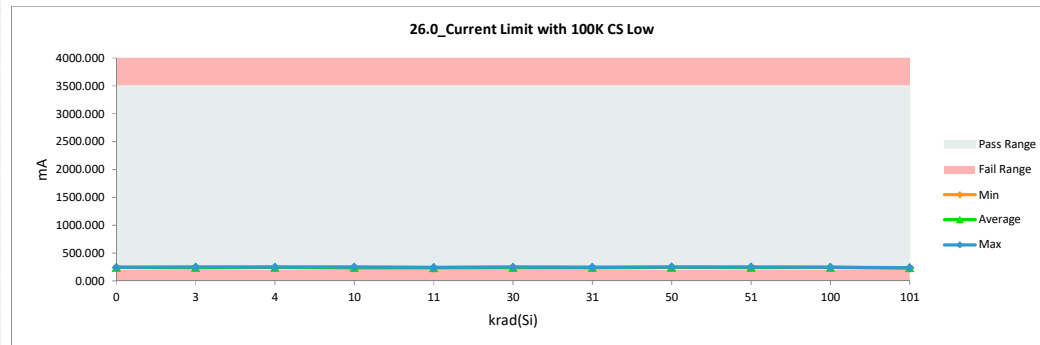
26.0 Current Limit with 100K CS		
Test Site	Dallas	Dallas
Tester	ETS-364	ETS-364
Test Number	EF5069	EF5069
Unit	mA	mA
Max Limit	3500	3500
Min Limit	200	200

krad(Si)	Serial #	Pre	Post	Delta
0	355	240.662	239.040	-1.622
0	356	242.637	241.014	-1.623
3	274	240.799	239.034	-1.765
3	275	236.813	237.013	0.200
3	276	236.795	235.021	-1.774
3	277	248.837	249.094	0.257
3	278	244.797	243.059	-1.738
4	168	238.675	239.016	0.341
4	169	248.706	249.094	0.388
4	170	242.697	243.071	0.374
4	171	248.706	249.088	0.382
4	172	240.650	239.052	-1.598
10	279	228.739	226.959	-1.780
10	280	244.803	243.065	-1.738
10	281	244.809	243.047	-1.762
10	282	246.814	247.049	0.235
10	284	238.824	239.016	0.192
11	173	230.625	230.954	0.329
11	174	242.667	241.038	-1.629
11	175	234.623	233.005	-1.618
11	176	242.649	241.044	-1.605
11	177	242.661	241.032	-1.629
30	285	246.808	247.073	0.265
30	286	236.765	235.021	-1.744
30	287	244.845	245.057	0.212
30	288	236.795	239.040	2.245
30	289	244.791	243.035	-1.756
31	178	242.655	245.057	2.402
31	179	244.678	245.039	0.361
31	180	242.655	243.047	0.392
31	181	240.656	239.052	-1.604
31	182	230.607	228.992	-1.615
50	344	248.837	251.074	2.237
50	345	236.789	239.004	2.215
50	346	246.814	247.067	0.253
50	347	246.838	247.055	0.217
50	348	240.805	243.029	2.224
51	263	242.661	243.077	0.416
51	264	250.693	251.092	0.399
51	265	238.645	239.040	0.395
51	266	236.634	237.042	0.408
51	267	246.695	249.088	2.393
100	349	240.781	241.056	0.275
100	350	242.780	243.035	0.255
100	351	242.804	241.044	-1.760
100	352	242.792	245.057	2.265
100	354	242.768	241.044	-1.724
101	268	232.648	231.014	-1.634
101	269	234.611	232.987	-1.624
101	270	234.659	237.019	2.360
101	272	234.647	231.014	-3.633
101	273	232.600	232.987	0.387



26.0 Current Limit v	
Test Site	Dallas
Tester	ETS-364
Test Number	EF5069
Max Limit	3500 mA
Min Limit	200 mA

krad(Si)	0	3	4	10	11	30	31	50	51	100	101
LL	200.000	200.000	200.000	200.000	200.000	200.000	200.000	200.000	200.000	200.000	200.000
Min	239.040	235.021	239.016	226.959	230.954	235.021	228.992	239.004	237.042	241.044	231.014
Average	240.027	240.644	243.864	239.827	237.415	241.845	240.237	245.446	243.868	242.247	233.004
Max	241.014	249.094	249.094	247.049	241.044	247.073	245.057	251.074	251.092	245.057	237.019
UL	3500.000	3500.000	3500.000	3500.000	3500.000	3500.000	3500.000	3500.000	3500.000	3500.000	3500.000



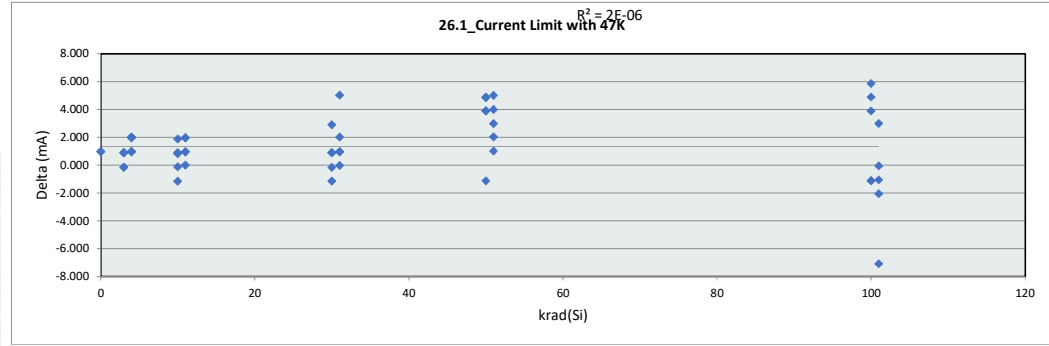
HDR Report TPS7H1101A-SP

Max	250.693	251.092	2.402
Average	241.072	240.809	-0.263
Min	228.739	226.959	-3.633
Std Dev	5.270	5.776	1.492

HDR Report
TPS7H1101A-SP

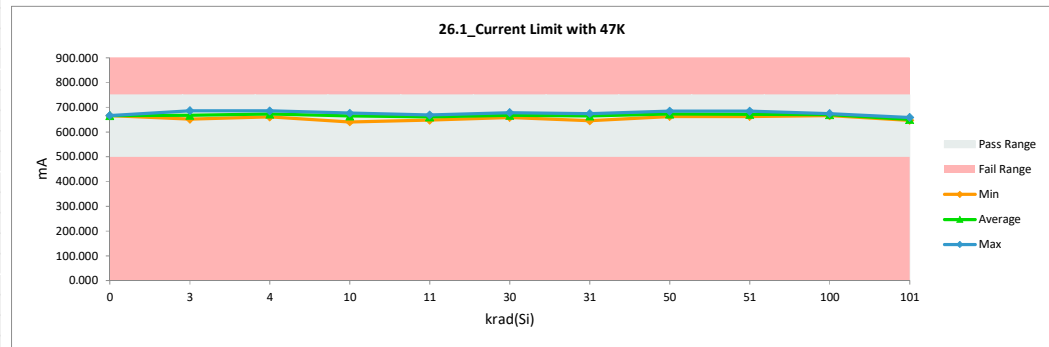
26.1_Current Limit with 47K		
Test Site	Dallas	Dallas
Tester	ETS-364	ETS-364
Test Number	EF5069	EF5069
Unit	mA	mA
Max Limit	750	750
Min Limit	500	500

krad(Si)	Serial #	Pre	Post	Delta
0	355	666.380	667.349	0.969
0	356	665.347	666.335	0.988
3	274	664.468	664.325	-0.143
3	275	662.433	663.323	0.890
3	276	652.402	652.237	-0.165
3	277	685.575	686.455	0.880
3	278	670.489	671.374	0.885
4	168	660.347	661.284	0.937
4	169	679.406	681.422	2.016
4	170	667.370	669.328	1.958
4	171	684.460	685.459	0.999
4	172	662.340	664.337	1.997
10	279	640.335	641.152	0.817
10	280	672.494	672.376	-0.118
10	281	671.486	670.336	-1.150
10	282	674.499	676.383	1.884
10	284	660.416	661.320	0.904
11	173	646.252	648.224	1.972
11	174	668.373	669.340	0.967
11	175	652.303	653.251	0.948
11	176	667.388	669.352	1.964
11	177	669.351	669.352	0.001
30	285	677.519	678.411	0.892
30	286	659.449	659.280	-0.169
30	287	670.471	671.374	0.903
30	288	662.445	665.351	2.906
30	289	666.467	665.327	-1.140
31	178	665.347	670.366	5.019
31	179	674.405	674.385	-0.020
31	180	669.363	671.380	2.017
31	181	661.337	662.310	0.973
31	182	644.253	645.207	0.954
50	344	680.544	684.440	3.896
50	345	658.441	663.299	4.858
50	346	672.482	676.395	3.913
50	347	675.508	674.379	-1.129
50	348	663.447	668.338	4.891
51	263	667.346	668.350	1.004
51	264	682.437	684.475	2.038
51	265	660.335	663.317	2.982
51	266	659.326	663.311	3.985
51	267	675.396	680.408	5.012
100	349	662.433	666.329	3.896
100	350	669.481	674.373	4.892
100	351	669.487	668.368	-1.119
100	352	666.473	672.346	5.873
100	354	668.472	667.343	-1.129
101	268	648.269	647.204	-1.065
101	269	651.282	649.226	-2.056
101	270	656.301	659.298	2.997
101	272	654.296	647.204	-7.092
101	273	649.271	649.226	-0.045



26.1_Current Limit v	
Test Site	Dallas
Tester	ETS-364
Test Number	EF5069
Max Limit	750 mA
Min Limit	500 mA

krad(Si)	0	3	4	10	11	30	31	50	51	100	101
LL	500.000	500.000	500.000	500.000	500.000	500.000	500.000	500.000	500.000	500.000	500.000
Min	666.335	652.237	661.284	641.152	648.224	659.280	645.207	663.299	663.311	666.329	647.204
Average	666.842	667.543	672.366	664.313	661.904	667.949	664.730	673.370	671.972	669.752	650.432
Max	667.349	686.455	685.459	676.383	669.352	678.411	674.385	684.440	684.475	674.373	659.298
UL	750.000	750.000	750.000	750.000	750.000	750.000	750.000	750.000	750.000	750.000	750.000



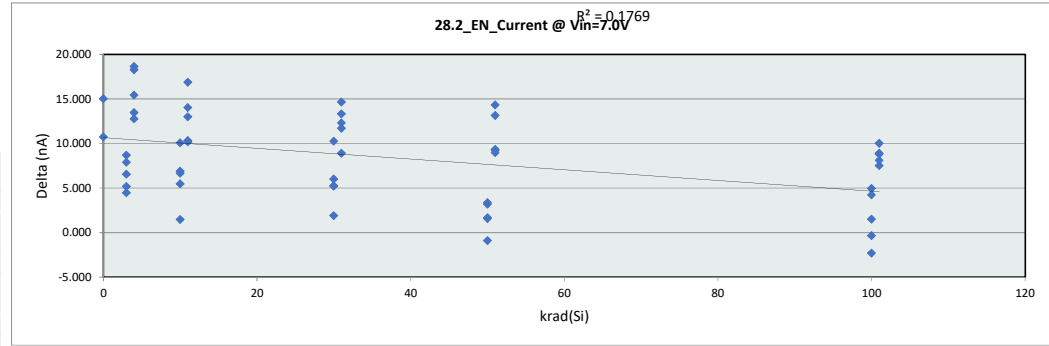
HDR Report TPS7H1101A-SP

Max	685.575	686.455	5.873
Average	665.115	666.449	1.333
Min	640.335	641.152	-7.092
Std Dev	10.172	10.787	2.254

HDR Report
TPS7H1101A-SP

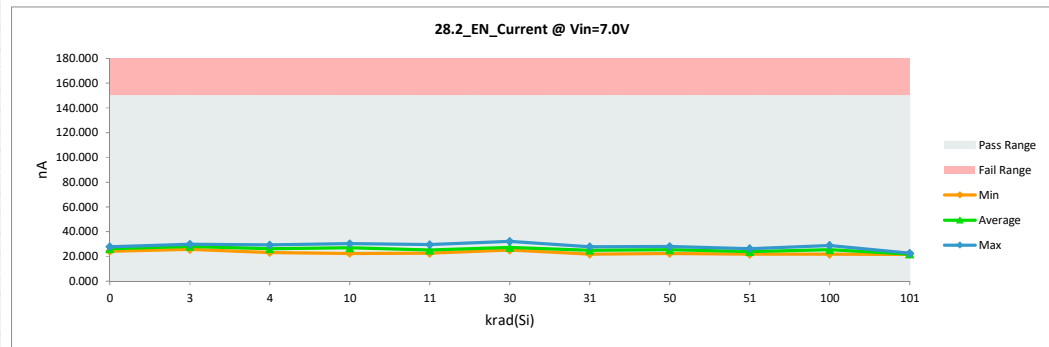
28.2_EN_Current @ Vin=7.0V		
Test Site	Dallas	Dallas
Tester	ETS-364	ETS-364
Test Number	EF5069	EF5069
Unit	nA	nA
Max Limit	150	150
Min Limit	0.001	0.001

krad(Si)	Serial #	Pre	Post	Delta
0	355	13.546	24.288	10.742
0	356	12.799	27.816	15.017
3	274	20.676	29.364	8.688
3	275	20.747	28.626	7.879
3	276	23.214	29.773	6.559
3	277	20.464	25.624	5.160
3	278	22.586	27.054	4.468
4	168	9.688	23.148	13.460
4	169	10.654	23.415	12.761
4	170	10.560	29.207	18.647
4	171	10.489	28.775	18.286
4	172	10.638	26.072	15.434
10	279	20.849	22.315	1.466
10	280	20.221	30.292	10.071
10	281	20.779	27.667	6.888
10	282	19.883	26.535	6.652
10	284	22.232	27.698	5.466
11	173	13.506	23.675	10.169
11	174	12.139	22.464	10.325
11	175	11.283	24.272	12.989
11	176	11.919	25.946	14.027
11	177	12.689	29.561	16.872
30	285	19.954	25.184	5.230
30	286	21.533	27.541	6.008
30	287	20.849	26.056	5.207
30	288	21.832	32.091	10.259
30	289	23.317	25.215	1.898
31	178	12.556	25.867	13.311
31	179	12.948	25.254	12.306
31	180	12.925	21.820	8.895
31	181	13.113	27.777	14.664
31	182	12.689	24.398	11.709
50	344	24.362	27.714	3.352
50	345	24.700	27.895	3.195
50	346	24.668	26.244	1.576
50	347	23.207	22.292	-0.915
50	348	21.054	22.708	1.654
51	263	12.108	25.262	13.154
51	264	12.776	21.749	8.973
51	265	14.842	24.170	9.328
51	266	11.966	26.292	14.326
51	267	12.972	22.189	9.217
100	349	23.859	28.814	4.955
100	350	25.705	25.364	-0.341
100	351	24.102	21.789	-2.313
100	352	20.873	25.105	4.232
100	354	23.969	25.482	1.513
101	268	12.783	21.686	8.903
101	269	13.797	21.891	8.094
101	270	12.501	22.527	10.026
101	272	12.878	21.686	8.808
101	273	14.363	21.891	7.528



28.2_EN_Current @		
Test Site	Dallas	
Tester	ETS-364	
Test Number	EF5069	
Max Limit	150	nA
Min Limit	0.001	nA

krad(Si)	0	3	4	10	11	30	31	50	51	100	101
LL	0.001	0.001	0.001	0.001	0.001	0.001	0.001	0.001	0.001	0.001	0.001
Min	24.288	25.624	23.148	22.315	22.464	25.184	21.820	22.292	21.749	21.789	21.686
Average	26.052	28.088	26.123	26.901	25.184	27.217	25.023	25.371	23.932	25.311	21.936
Max	27.816	29.773	29.207	30.292	29.561	32.091	27.777	27.895	26.292	28.814	22.527
UL	150.000	150.000	150.000	150.000	150.000	150.000	150.000	150.000	150.000	150.000	150.000



HDR Report TPS7H1101A-SP

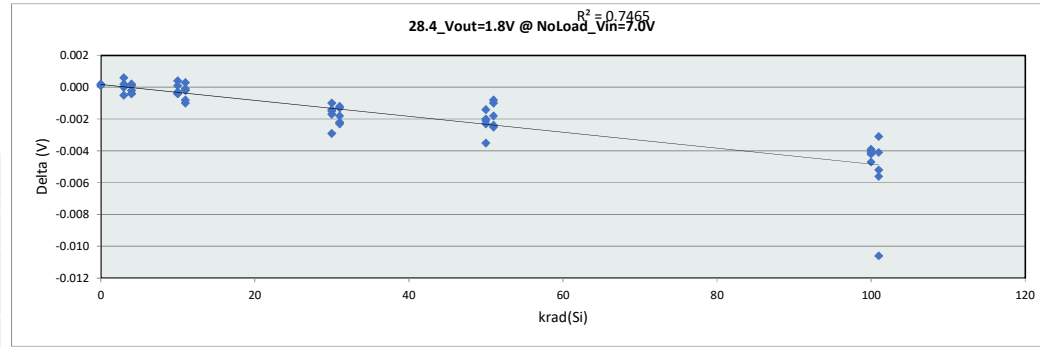
Max	25.705	32.091	18.647
Average	17.130	25.530	8.400
Min	9.688	21.686	-2.313
Std Dev	5.168	2.712	5.041

HDR Report
TPS7H1101A-SP

28.4_Vout=1.8V @ NoLoad_Vin=

Test Site	Dallas	Dallas
Tester	ETS-364	ETS-364
Test Number	EF5069	EF5069
Unit	V	V
Max Limit	1.8462	1.8462
Min Limit	1.7738	1.7738

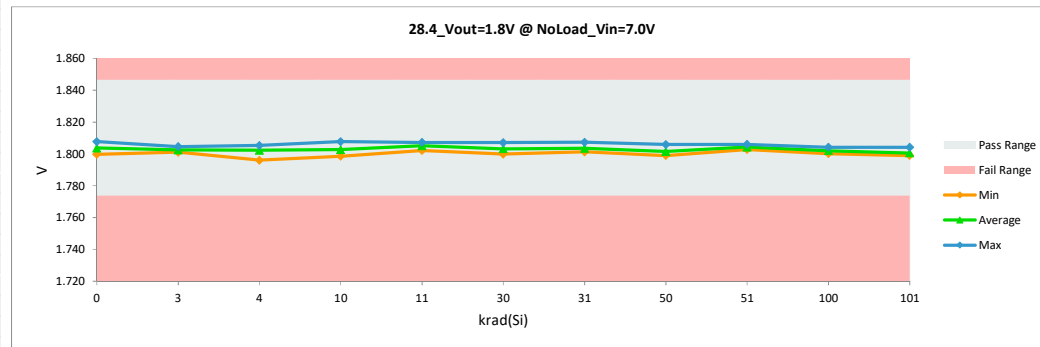
krad(Si)	Serial #	Pre	Post	Delta
0	355	1.799	1.800	0.000
0	356	1.808	1.808	0.000
3	274	1.803	1.803	0.000
3	275	1.804	1.804	0.000
3	276	1.803	1.803	0.000
3	277	1.801	1.802	0.001
3	278	1.801	1.801	0.000
4	168	1.796	1.796	0.000
4	169	1.803	1.803	0.000
4	170	1.805	1.805	0.000
4	171	1.805	1.805	0.000
4	172	1.801	1.802	0.000
10	279	1.801	1.801	0.000
10	280	1.803	1.804	0.000
10	281	1.799	1.798	0.000
10	282	1.803	1.803	0.000
10	284	1.808	1.808	0.000
11	173	1.804	1.804	0.000
11	174	1.807	1.807	0.000
11	175	1.803	1.802	-0.001
11	176	1.805	1.805	0.000
11	177	1.808	1.807	-0.001
30	285	1.801	1.800	-0.002
30	286	1.805	1.804	-0.001
30	287	1.808	1.807	-0.001
30	288	1.806	1.804	-0.002
30	289	1.804	1.801	-0.003
31	178	1.802	1.801	-0.001
31	179	1.809	1.807	-0.001
31	180	1.805	1.803	-0.002
31	181	1.805	1.803	-0.002
31	182	1.805	1.803	-0.002
50	344	1.800	1.799	-0.001
50	345	1.804	1.802	-0.002
50	346	1.808	1.806	-0.002
50	347	1.803	1.801	-0.002
50	348	1.803	1.799	-0.003
51	263	1.805	1.804	-0.001
51	264	1.808	1.806	-0.002
51	265	1.808	1.805	-0.003
51	266	1.806	1.804	-0.002
51	267	1.804	1.803	-0.001
100	349	1.806	1.801	-0.004
100	350	1.806	1.802	-0.004
100	351	1.805	1.800	-0.005
100	352	1.806	1.802	-0.004
100	354	1.808	1.804	-0.004
101	268	1.804	1.799	-0.006
101	269	1.805	1.801	-0.004
101	270	1.809	1.804	-0.005
101	272	1.809	1.799	-0.011
101	273	1.804	1.801	-0.003



28.4_Vout=1.8V @ N

Test Site	Dallas
Tester	ETS-364
Test Number	EF5069
Max Limit	1.8462 V
Min Limit	1.7738 V

krad(Si)	0	3	4	10	11	30	31	50	51	100	101
LL	1.774	1.774	1.774	1.774	1.774	1.774	1.774	1.774	1.774	1.774	1.774
Min	1.800	1.801	1.796	1.799	1.802	1.800	1.801	1.799	1.803	1.800	1.799
Average	1.804	1.802	1.802	1.803	1.805	1.803	1.803	1.802	1.804	1.802	1.801
Max	1.808	1.805	1.805	1.808	1.807	1.807	1.807	1.806	1.806	1.804	1.804
UL	1.846	1.846	1.846	1.846	1.846	1.846	1.846	1.846	1.846	1.846	1.846



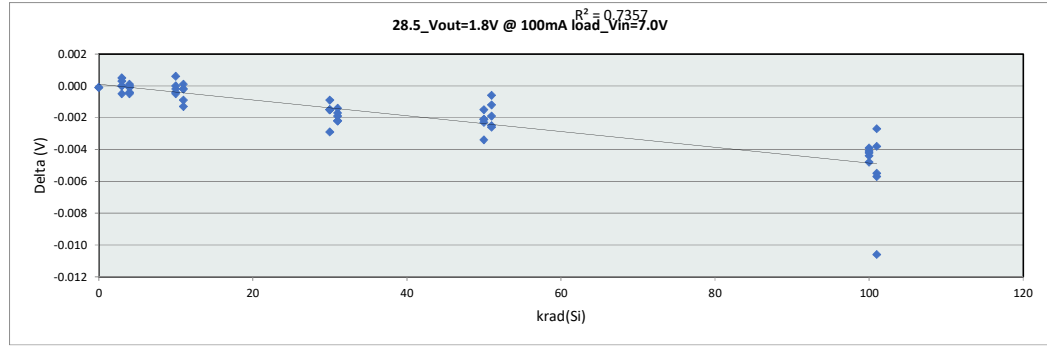
HDR Report TPS7H1101A-SP

Max	1.809	1.808	0.001
Average	1.804	1.803	-0.002
Min	1.796	1.796	-0.011
Std Dev	0.003	0.003	0.002

HDR Report
TPS7H1101A-SP

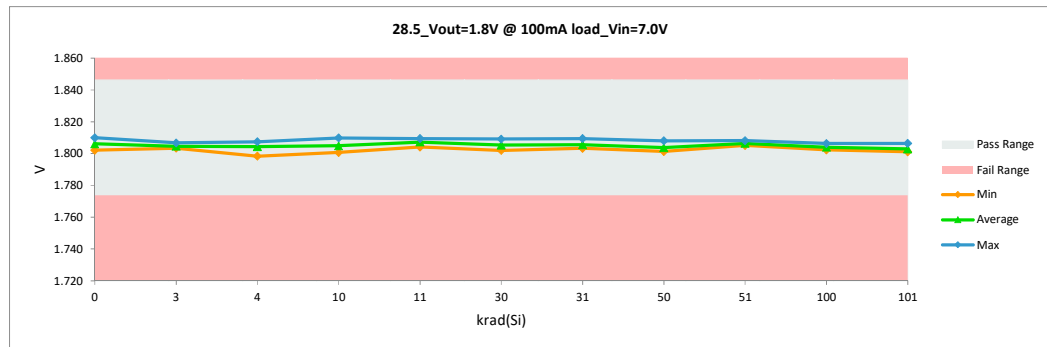
28.5_Vout=1.8V @ 100mA load		
Test Site	Dallas	Dallas
Tester	ETS-364	ETS-364
Test Number	EF5069	EF5069
Unit	V	V
Max Limit	1.8462	1.8462
Min Limit	1.7738	1.7738

krad(Si)	Serial #	Pre	Post	Delta
0	355	1.802	1.802	0.000
0	356	1.810	1.810	0.000
3	274	1.805	1.805	0.000
3	275	1.807	1.807	0.000
3	276	1.805	1.805	0.000
3	277	1.803	1.804	0.000
3	278	1.803	1.803	0.000
4	168	1.799	1.798	0.000
4	169	1.806	1.806	0.000
4	170	1.807	1.807	0.000
4	171	1.807	1.807	0.000
4	172	1.804	1.804	0.000
10	279	1.803	1.803	0.000
10	280	1.805	1.806	0.001
10	281	1.801	1.801	0.000
10	282	1.806	1.805	-0.001
10	284	1.810	1.810	0.000
11	173	1.807	1.806	0.000
11	174	1.809	1.809	0.000
11	175	1.805	1.804	-0.001
11	176	1.807	1.807	0.000
11	177	1.811	1.809	-0.001
30	285	1.804	1.802	-0.002
30	286	1.808	1.807	-0.001
30	287	1.811	1.809	-0.002
30	288	1.808	1.806	-0.002
30	289	1.806	1.803	-0.003
31	178	1.805	1.803	-0.001
31	179	1.811	1.809	-0.002
31	180	1.807	1.805	-0.002
31	181	1.807	1.805	-0.002
31	182	1.807	1.805	-0.002
50	344	1.803	1.801	-0.002
50	345	1.806	1.804	-0.002
50	346	1.810	1.808	-0.002
50	347	1.806	1.804	-0.002
50	348	1.805	1.801	-0.003
51	263	1.807	1.806	-0.001
51	264	1.810	1.808	-0.002
51	265	1.810	1.807	-0.003
51	266	1.809	1.806	-0.002
51	267	1.806	1.805	-0.001
100	349	1.808	1.804	-0.004
100	350	1.808	1.804	-0.004
100	351	1.807	1.802	-0.005
100	352	1.808	1.804	-0.004
100	354	1.810	1.806	-0.004
101	268	1.807	1.801	-0.006
101	269	1.807	1.803	-0.004
101	270	1.812	1.806	-0.006
101	272	1.812	1.801	-0.011
101	273	1.806	1.803	-0.003



28.5_Vout=1.8V @ 1	
Test Site	Dallas
Tester	ETS-364
Test Number	EF5069
Max Limit	1.8462 V
Min Limit	1.7738 V

krad(Si)	0	3	4	10	11	30	31	50	51	100	101
LL	1.774	1.774	1.774	1.774	1.774	1.774	1.774	1.774	1.774	1.774	1.774
Min	1.802	1.803	1.798	1.801	1.804	1.802	1.803	1.801	1.805	1.802	1.801
Average	1.806	1.805	1.804	1.805	1.807	1.805	1.806	1.804	1.807	1.804	1.803
Max	1.810	1.807	1.807	1.810	1.810	1.809	1.810	1.808	1.808	1.806	1.807
UL	1.846	1.846	1.846	1.846	1.846	1.846	1.846	1.846	1.846	1.846	1.846



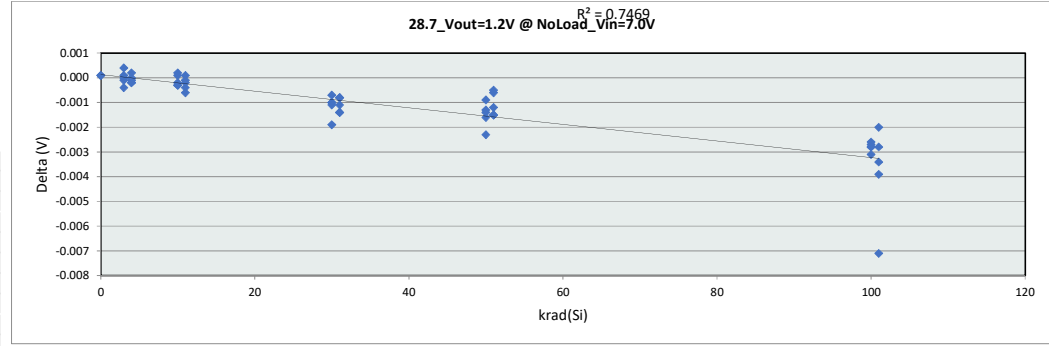
HDR Report TPS7H1101A-SP

Max	1.812	1.810	0.001
Average	1.807	1.805	-0.002
Min	1.799	1.798	-0.011
Std Dev	0.003	0.003	0.002

HDR Report
TPS7H1101A-SP

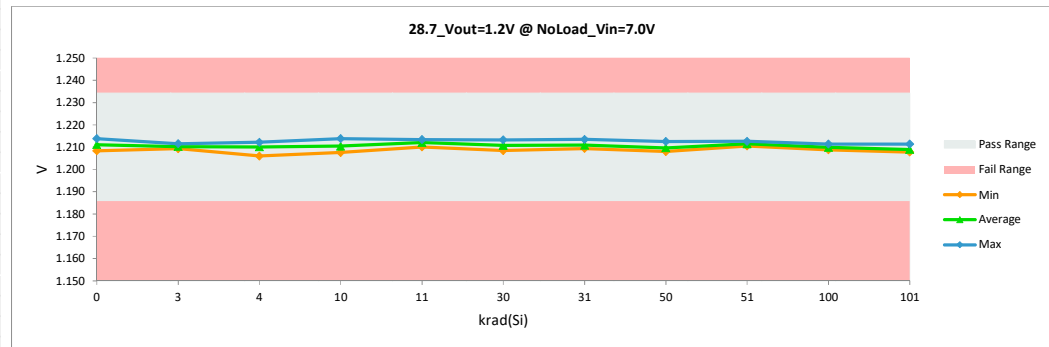
28.7_Vout=1.2V @ NoLoad_Vin=		
Test Site	Dallas	Dallas
Tester	ETS-364	ETS-364
Test Number	EF5069	EF5069
Unit	V	V
Max Limit	1.2342	1.2342
Min Limit	1.1858	1.1858

krad(Si)	Serial #	Pre	Post	Delta
0	355	1.208	1.208	0.000
0	356	1.214	1.214	0.000
3	274	1.210	1.210	0.000
3	275	1.212	1.212	0.000
3	276	1.211	1.210	0.000
3	277	1.209	1.210	0.000
3	278	1.209	1.209	0.000
4	168	1.206	1.206	0.000
4	169	1.211	1.211	0.000
4	170	1.212	1.212	0.000
4	171	1.212	1.212	0.000
4	172	1.210	1.210	0.000
10	279	1.209	1.209	0.000
10	280	1.211	1.211	0.000
10	281	1.208	1.208	0.000
10	282	1.211	1.211	0.000
10	284	1.214	1.214	0.000
11	173	1.212	1.212	0.000
11	174	1.213	1.213	0.000
11	175	1.211	1.210	0.000
11	176	1.212	1.212	0.000
11	177	1.214	1.213	-0.001
30	285	1.209	1.209	-0.001
30	286	1.212	1.212	-0.001
30	287	1.214	1.213	-0.001
30	288	1.212	1.211	-0.001
30	289	1.211	1.209	-0.002
31	178	1.210	1.209	-0.001
31	179	1.214	1.214	-0.001
31	180	1.212	1.211	-0.001
31	181	1.212	1.211	-0.001
31	182	1.212	1.211	-0.001
50	344	1.209	1.208	-0.001
50	345	1.212	1.210	-0.001
50	346	1.214	1.212	-0.002
50	347	1.211	1.210	-0.001
50	348	1.210	1.208	-0.002
51	263	1.212	1.211	-0.001
51	264	1.214	1.213	-0.001
51	265	1.214	1.212	-0.002
51	266	1.213	1.211	-0.002
51	267	1.211	1.211	0.000
100	349	1.212	1.210	-0.003
100	350	1.213	1.210	-0.003
100	351	1.212	1.209	-0.003
100	352	1.213	1.210	-0.003
100	354	1.214	1.211	-0.003
101	268	1.212	1.208	-0.004
101	269	1.212	1.209	-0.003
101	270	1.215	1.211	-0.003
101	272	1.215	1.208	-0.007
101	273	1.211	1.209	-0.002



28.7_Vout=1.2V @ N	
Test Site	Dallas
Tester	ETS-364
Test Number	EF5069
Max Limit	1.2342 V
Min Limit	1.1858 V

krad(Si)	0	3	4	10	11	30	31	50	51	100	101
LL	1.186	1.186	1.186	1.186	1.186	1.186	1.186	1.186	1.186	1.186	1.186
Min	1.208	1.209	1.206	1.208	1.210	1.209	1.209	1.208	1.211	1.209	1.208
Average	1.211	1.210	1.210	1.210	1.212	1.211	1.211	1.210	1.212	1.210	1.209
Max	1.214	1.212	1.212	1.214	1.213	1.213	1.214	1.213	1.213	1.211	1.211
UL	1.234	1.234	1.234	1.234	1.234	1.234	1.234	1.234	1.234	1.234	1.234



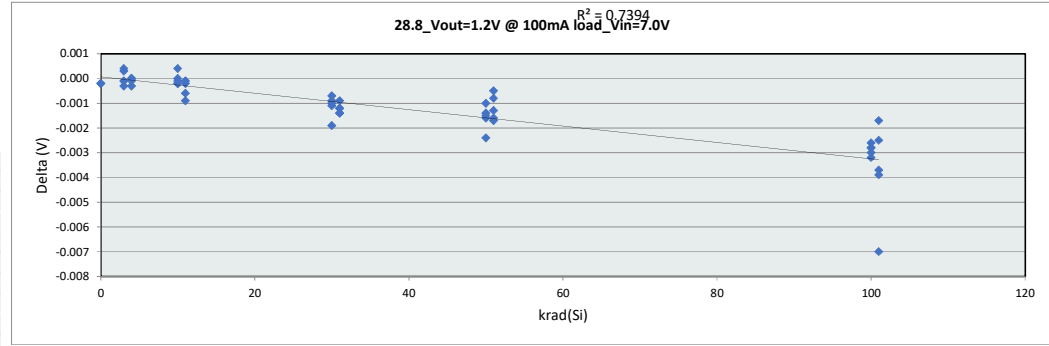
HDR Report TPS7H1101A-SP

Max	1.215	1.214	0.000
Average	1.212	1.210	-0.001
Min	1.206	1.206	-0.007
Std Dev	0.002	0.002	0.001

HDR Report
TPS7H1101A-SP

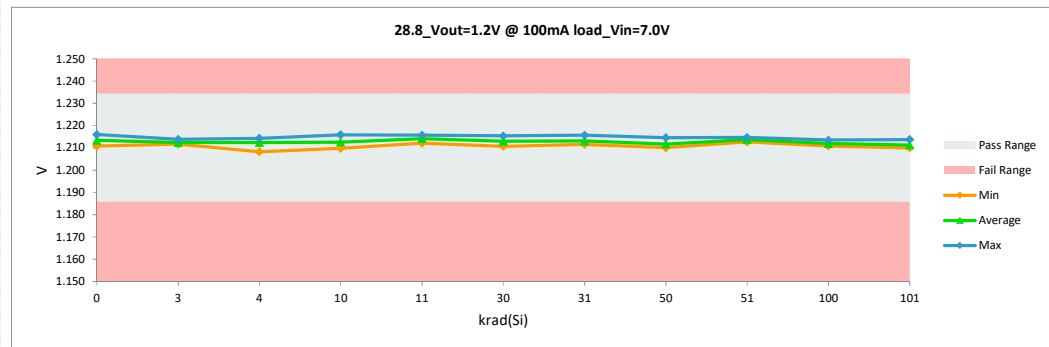
28.8_Vout=1.2V @ 100mA load		
Test Site	Dallas	Dallas
Tester	ETS-364	ETS-364
Test Number	EF5069	EF5069
Unit	V	V
Max Limit	1.2342	1.2342
Min Limit	1.1858	1.1858

krad(Si)	Serial #	Pre	Post	Delta
0	355	1.211	1.211	0.000
0	356	1.216	1.216	0.000
3	274	1.212	1.212	0.000
3	275	1.214	1.214	0.000
3	276	1.213	1.212	0.000
3	277	1.212	1.212	0.000
3	278	1.211	1.212	0.000
4	168	1.209	1.208	0.000
4	169	1.213	1.213	0.000
4	170	1.214	1.214	0.000
4	171	1.214	1.214	0.000
4	172	1.212	1.212	0.000
10	279	1.212	1.211	0.000
10	280	1.213	1.213	0.000
10	281	1.210	1.210	0.000
10	282	1.213	1.213	0.000
10	284	1.216	1.216	0.000
11	173	1.214	1.214	0.000
11	174	1.216	1.216	0.000
11	175	1.213	1.212	-0.001
11	176	1.214	1.214	0.000
11	177	1.216	1.215	-0.001
30	285	1.212	1.211	-0.001
30	286	1.214	1.214	-0.001
30	287	1.216	1.215	-0.001
30	288	1.215	1.214	-0.001
30	289	1.213	1.211	-0.002
31	178	1.212	1.212	-0.001
31	179	1.217	1.216	-0.001
31	180	1.214	1.213	-0.001
31	181	1.214	1.213	-0.001
31	182	1.214	1.213	-0.001
50	344	1.211	1.210	-0.001
50	345	1.214	1.212	-0.001
50	346	1.216	1.215	-0.002
50	347	1.213	1.212	-0.002
50	348	1.213	1.210	-0.002
51	263	1.214	1.213	-0.001
51	264	1.216	1.215	-0.001
51	265	1.216	1.214	-0.002
51	266	1.215	1.213	-0.002
51	267	1.213	1.213	0.000
100	349	1.214	1.212	-0.003
100	350	1.215	1.212	-0.003
100	351	1.214	1.211	-0.003
100	352	1.215	1.212	-0.003
100	354	1.216	1.214	-0.003
101	268	1.214	1.210	-0.004
101	269	1.214	1.211	-0.002
101	270	1.217	1.214	-0.004
101	272	1.217	1.210	-0.007
101	273	1.213	1.211	-0.002



28.8_Vout=1.2V @ 100mA load_Vin=7.0V	
Test Site	Dallas
Tester	ETS-364
Test Number	EF5069
Max Limit	1.2342 V
Min Limit	1.1858 V

krad(Si)	0	3	4	10	11	30	31	50	51	100	101
LL	1.186	1.186	1.186	1.186	1.186	1.186	1.186	1.186	1.186	1.186	1.186
Min	1.211	1.212	1.208	1.210	1.212	1.211	1.212	1.210	1.213	1.211	1.210
Average	1.213	1.212	1.212	1.213	1.214	1.213	1.213	1.212	1.214	1.212	1.211
Max	1.216	1.214	1.214	1.216	1.216	1.215	1.216	1.215	1.215	1.214	1.214
UL	1.234	1.234	1.234	1.234	1.234	1.234	1.234	1.234	1.234	1.234	1.234



HDR Report TPS7H1101A-SP

Max	1.217	1.216	0.000
Average	1.214	1.213	-0.001
Min	1.209	1.208	-0.007
Std Dev	0.002	0.002	0.001

B Appendix: LDR TID Report Data

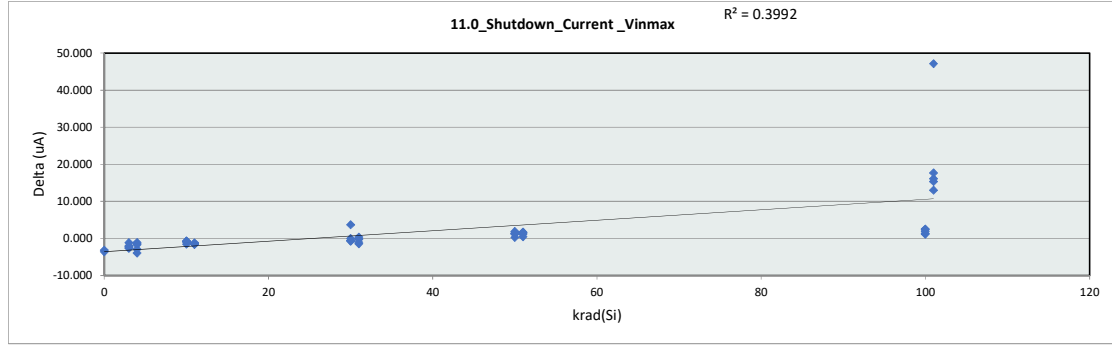
This appendix contains the LDR TID report data.

Identifier	Description
0	Correlation units
3	3 krad unbiased
4	3 krad biased
10	10 krad unbiased
11	10 krad biased
30	30 krad unbiased
31	30 krad biased
50	50 krad unbiased
51	50 krad biased
100	100 krad unbiased
101	100 krad biased

LDR Report
TPS7H1101A-SP

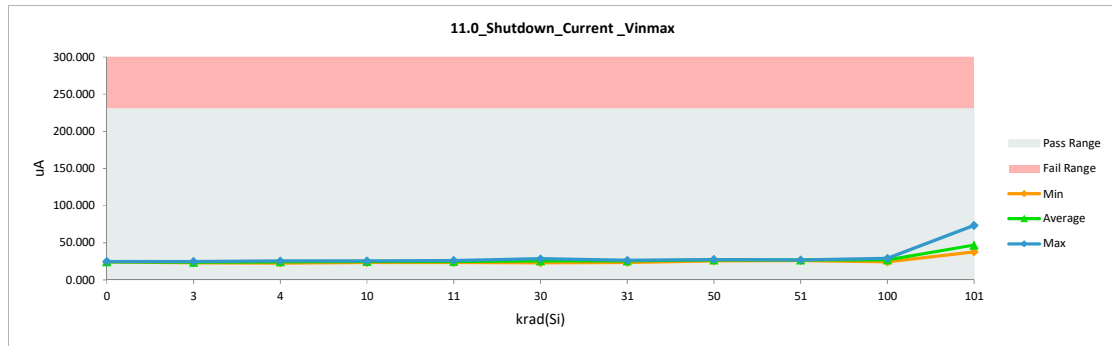
11.0 Shutdown Current_Vinmax		
Test Site	Dallas	Dallas
Tester	ETS-364	ETS-364
Test Number	EF5069	EF5069
Unit	uA	uA
Max Limit	230	230
Min Limit	0.5	0.5

krad(Si)	Serial #	Pre	Post	Delta
0	355	28.346	24.750	-3.596
0	356	27.182	24.041	-3.141
3	65	24.732	22.736	-1.996
3	66	26.048	23.460	-2.588
3	67	26.298	23.797	-2.501
3	68	24.778	23.680	-1.098
3	69	27.039	24.821	-2.218
4	28	27.268	23.338	-3.930
4	29	25.573	22.688	-2.885
4	30	26.663	25.280	-1.383
4	31	24.707	23.043	-1.664
4	32	26.733	25.675	-1.058
10	70	25.910	25.205	-0.705
10	71	25.007	24.149	-0.858
10	72	26.620	25.701	-0.919
10	74	25.886	24.349	-1.537
10	75	23.972	23.269	-0.703
11	33	26.098	24.536	-1.562
11	34	27.341	26.175	-1.166
11	35	24.593	23.196	-1.397
11	36	27.732	26.183	-1.549
11	37	24.681	23.313	-1.368
30	76	25.735	25.746	0.011
30	77	23.688	22.942	-0.746
30	78	25.882	25.348	-0.534
30	79	25.382	24.887	-0.495
30	80	24.720	28.448	3.728
31	38	25.364	25.140	-0.224
31	39	26.330	26.207	-0.123
31	40	25.404	25.778	0.374
31	41	27.843	26.411	-1.432
31	42	24.480	23.496	-0.984
50	158	25.586	27.063	1.477
50	159	25.676	27.545	1.869
50	160	23.991	25.347	1.356
50	161	25.283	26.472	1.189
50	162	26.418	26.724	0.306
51	43	25.668	26.903	1.235
51	44	24.693	26.009	1.316
51	45	25.125	26.848	1.723
51	46	25.294	26.905	1.611
51	47	26.145	26.640	0.495
100	163	26.432	28.993	2.561
100	164	25.636	27.654	2.018
100	165	25.496	27.977	2.481
100	166	22.950	24.335	1.385
100	167	24.869	26.023	1.154
101	48	25.190	41.287	16.097
101	49	24.634	37.664	13.030
101	50	24.493	39.863	15.370
101	51	24.757	42.428	17.671
101	52	26.178	73.324	47.146



11.0 Shutdown Current_Vinmax		
Test Site	Dallas	Dallas
Tester	ETS-364	ETS-364
Test Number	EF5069	EF5069
Max Limit	230	uA
Min Limit	0.5	uA

krad(Si)	0	3	4	10	11	30	31	50	51	100	101
LL	0.500	0.500	0.500	0.500	0.500	0.500	0.500	0.500	0.500	0.500	0.500
Min	24.041	22.736	22.688	23.269	23.196	22.942	23.496	25.347	26.009	24.335	37.664
Average	24.396	23.699	24.005	24.535	24.681	25.474	25.406	26.630	26.661	26.996	46.913
Max	24.750	24.821	25.675	25.701	26.183	28.448	26.411	27.545	26.905	28.993	73.324
UL	230.000	230.000	230.000	230.000	230.000	230.000	230.000	230.000	230.000	230.000	230.000



LDR Report

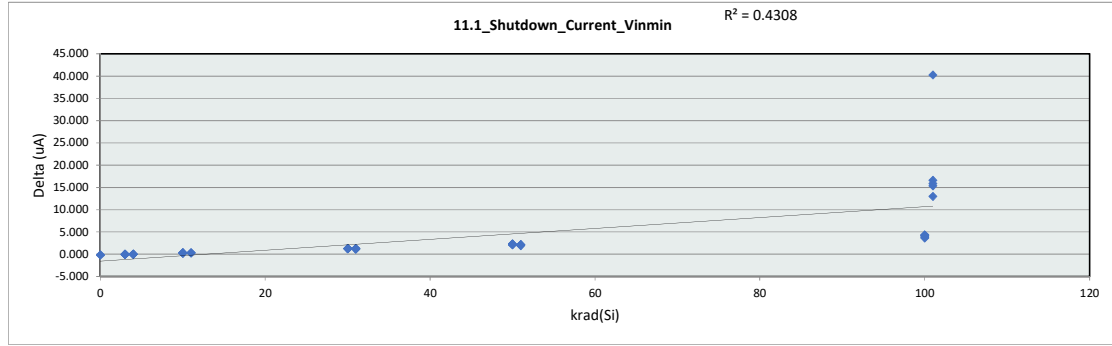
TPS7H1101A-SP

Max	28.346	73.324	47.146
Average	25.626	27.381	1.755
Min	22.950	22.688	-3.930
Std Dev	1.103	7.816	7.905

LDR Report
TPS7H1101A-SP

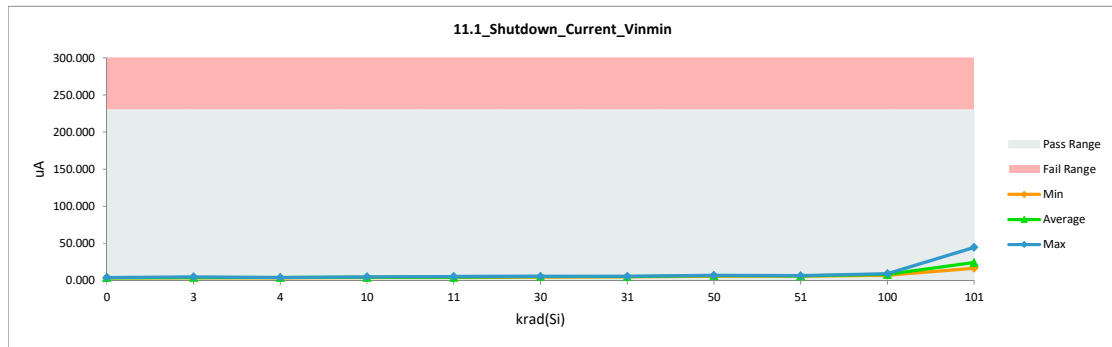
11.1 Shutdown Current Vinmin		
Test Site	Dallas	Dallas
Tester	ETS-364	ETS-364
Test Number	EF5069	EF5069
Unit	uA	uA
Max Limit	230	230
Min Limit	0.5	0.5

krad(Si)	Serial #	Pre	Post	Delta
0	355	4.203	4.005	-0.198
0	356	3.670	3.568	-0.102
3	65	3.608	3.546	-0.062
3	66	4.237	4.188	-0.049
3	67	4.271	4.203	-0.068
3	68	3.809	3.892	0.083
3	69	4.872	4.871	-0.001
4	28	3.883	3.844	-0.039
4	29	3.657	3.663	0.006
4	30	4.154	4.205	0.051
4	31	3.550	3.546	-0.004
4	32	4.171	4.185	0.014
10	70	4.243	4.537	0.294
10	71	4.039	4.338	0.299
10	72	4.441	4.794	0.353
10	74	4.159	4.450	0.291
10	75	3.586	3.866	0.280
11	33	3.775	4.038	0.263
11	34	4.505	4.842	0.337
11	35	3.546	3.871	0.325
11	36	4.961	5.293	0.332
11	37	3.621	3.926	0.305
30	76	4.113	5.402	1.289
30	77	3.556	4.724	1.168
30	78	4.429	5.759	1.330
30	79	4.051	5.327	1.276
30	80	3.895	5.203	1.308
31	38	3.817	4.976	1.159
31	39	4.201	5.460	1.259
31	40	3.905	5.188	1.283
31	41	4.310	5.615	1.305
31	42	3.601	4.786	1.185
50	158	4.218	6.451	2.233
50	159	4.164	6.468	2.304
50	160	3.841	5.913	2.072
50	161	4.001	6.214	2.213
50	162	4.684	7.008	2.324
51	43	3.983	6.071	2.088
51	44	3.732	5.655	1.923
51	45	3.875	5.981	2.106
51	46	4.043	6.182	2.139
51	47	4.252	6.416	2.164
100	163	4.847	9.201	4.354
100	164	4.231	8.414	4.183
100	165	4.228	8.382	4.154
100	166	3.664	7.310	3.646
100	167	4.057	7.941	3.884
101	48	4.006	19.909	15.903
101	49	3.726	16.702	12.976
101	50	3.761	19.135	15.374
101	51	4.045	20.659	16.614
101	52	4.365	44.604	40.239



11.1 Shutdown Current Vinmin		
Test Site	Dallas	Dallas
Tester	ETS-364	ETS-364
Test Number	EF5069	EF5069
Max Limit	230	uA
Min Limit	0.5	uA

krad(Si)	0	3	4	10	11	30	31	50	51	100	101
LL	0.500	0.500	0.500	0.500	0.500	0.500	0.500	0.500	0.500	0.500	0.500
Min	3.568	3.546	3.546	3.866	3.871	4.724	4.786	5.913	5.655	7.310	16.702
Average	3.787	4.140	3.889	4.397	4.394	5.283	5.205	6.411	6.061	8.250	24.202
Max	4.005	4.871	4.205	4.794	5.293	5.759	5.615	7.008	6.416	9.201	44.604
UL	230.000	230.000	230.000	230.000	230.000	230.000	230.000	230.000	230.000	230.000	230.000



LDR Report
TPS7H1101A-SP

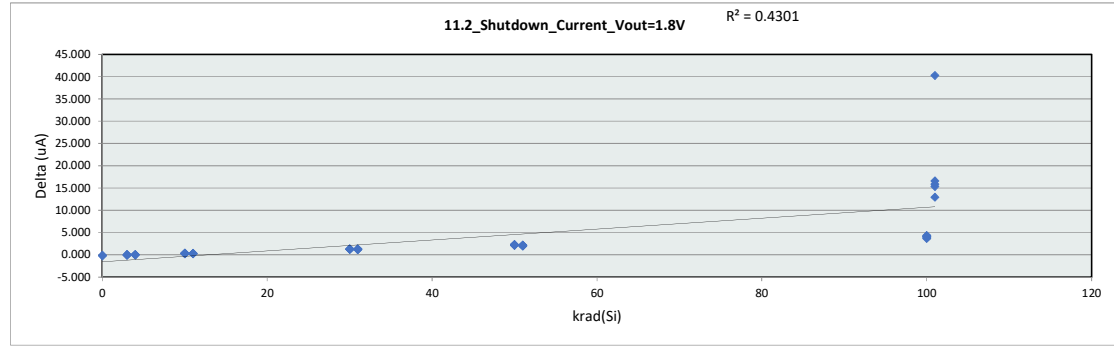
Max	4.961	44.604	40.239
Average	4.049	7.091	3.042
Min	3.546	3.546	-0.198
Std Dev	0.349	6.625	6.594

LDR Report
TPS7H1101A-SP

11.2 Shutdown Current_Vout=1

Test Site	Dallas	Dallas
Tester	ETS-364	ETS-364
Test Number	EF5069	EF5069
Unit	uA	uA
Max Limit	230	230
Min Limit	0.5	0.5

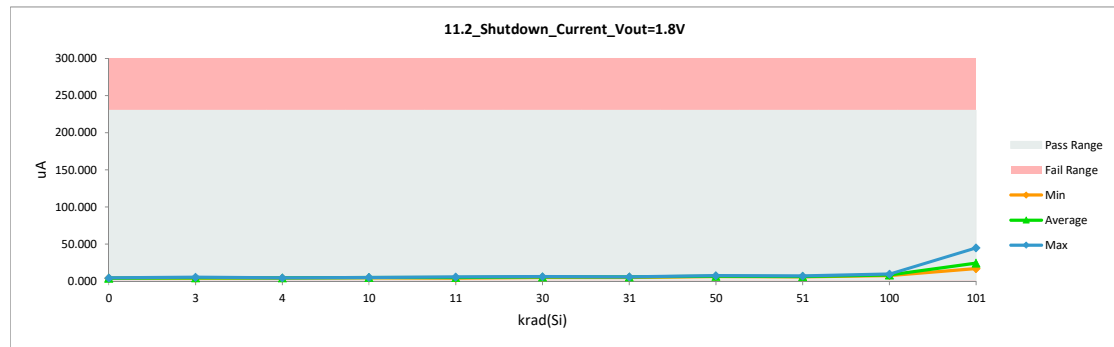
krad(Si)	Serial #	Pre	Post	Delta
0	355	4.527	4.294	-0.233
0	356	3.990	3.909	-0.081
3	65	3.896	3.906	0.010
3	66	4.561	4.482	-0.079
3	67	4.560	4.472	-0.088
3	68	4.080	4.159	0.079
3	69	5.196	5.162	-0.034
4	28	4.160	4.134	-0.026
4	29	3.942	3.939	-0.003
4	30	4.467	4.498	0.031
4	31	3.825	3.881	0.056
4	32	4.468	4.523	0.055
10	70	4.571	4.815	0.244
10	71	4.348	4.633	0.285
10	72	4.756	5.114	0.358
10	74	4.387	4.763	0.376
10	75	3.828	4.135	0.307
11	33	4.049	4.300	0.251
11	34	4.821	5.116	0.295
11	35	3.893	4.112	0.219
11	36	5.206	5.576	0.370
11	37	3.928	4.224	0.296
30	76	4.404	5.716	1.312
30	77	3.901	5.094	1.193
30	78	4.709	6.069	1.360
30	79	4.346	5.592	1.246
30	80	4.203	5.500	1.297
31	38	4.075	5.237	1.162
31	39	4.470	5.781	1.311
31	40	4.228	5.573	1.345
31	41	4.601	5.852	1.251
31	42	3.927	5.077	1.150
50	158	4.495	6.738	2.243
50	159	4.461	6.780	2.319
50	160	4.080	6.195	2.115
50	161	4.315	6.529	2.214
50	162	4.995	7.262	2.267
51	43	4.288	6.391	2.103
51	44	4.009	5.934	1.925
51	45	4.141	6.263	2.122
51	46	4.320	6.448	2.128
51	47	4.554	6.742	2.188
100	163	5.120	9.460	4.340
100	164	4.531	8.667	4.136
100	165	4.502	8.631	4.129
100	166	3.935	7.593	3.658
100	167	4.261	8.176	3.915
101	48	4.300	20.169	15.869
101	49	4.013	16.958	12.945
101	50	4.085	19.455	15.370
101	51	4.340	20.931	16.591
101	52	4.557	44.847	40.290



11.2 Shutdown Current_Vout=1.8V

Test Site	Dallas
Tester	ETS-364
Test Number	EF5069
Max Limit	230 uA
Min Limit	0.5 uA

krad(Si)	0	3	4	10	11	30	31	50	51	100	101
LL	0.500	0.500	0.500	0.500	0.500	0.500	0.500	0.500	0.500	0.500	0.500
Min	3.909	3.906	3.881	4.135	4.112	5.094	5.077	6.195	5.934	7.593	16.958
Average	4.102	4.436	4.195	4.692	4.666	5.594	5.504	6.701	6.356	8.505	24.472
Max	4.294	5.162	4.523	5.114	5.576	6.069	5.852	7.262	6.742	9.460	44.847
UL	230.000	230.000	230.000	230.000	230.000	230.000	230.000	230.000	230.000	230.000	230.000



LDR Report

TPS7H1101A-SP

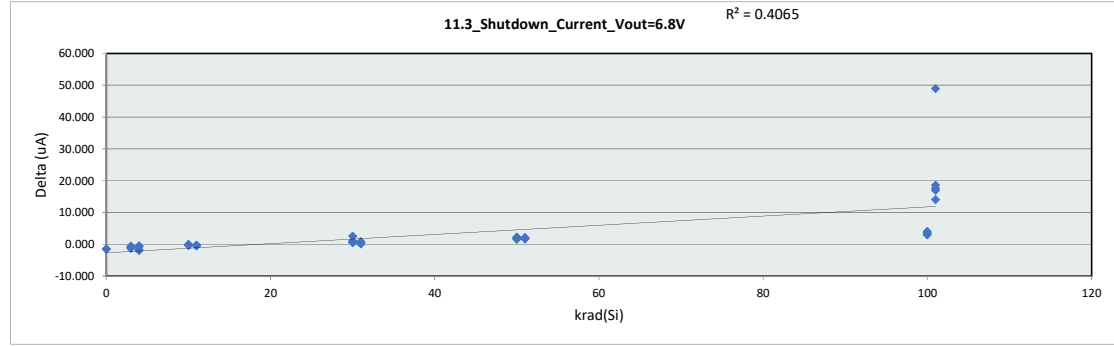
Max	5.206	44.847	40.290
Average	4.339	7.381	3.042
Min	3.825	3.881	-0.233
Std Dev	0.347	6.615	6.596

LDR Report
TPS7H1101A-SP

11.3 Shutdown Current Vout=6

Test Site	Dallas	Dallas
Tester	ETS-364	ETS-364
Test Number	EF5069	EF5069
Unit	uA	uA
Max Limit	230	230
Min Limit	0.5	0.5

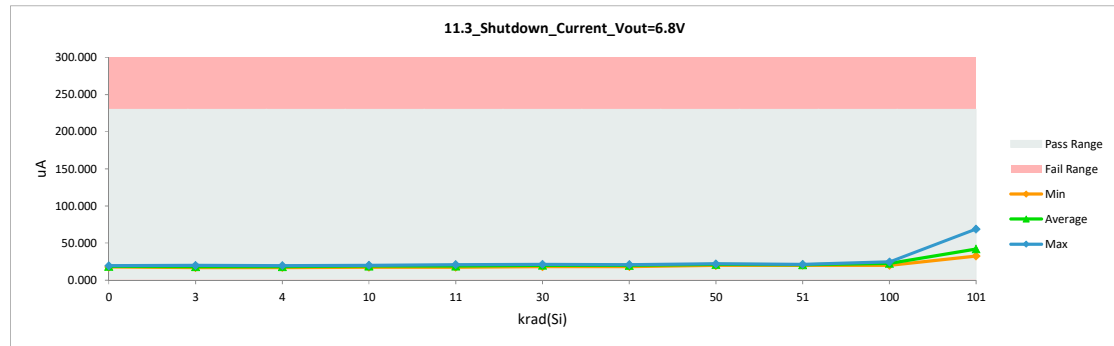
krad(Si)	Serial #	Pre	Post	Delta
0	355	20.941	19.385	-1.556
0	356	19.321	17.866	-1.455
3	65	18.130	17.119	-1.011
3	66	19.730	18.464	-1.266
3	67	19.988	18.758	-1.230
3	68	18.436	17.893	-0.543
3	69	20.786	19.803	-0.983
4	28	19.956	18.030	-1.926
4	29	18.592	17.032	-1.560
4	30	19.997	19.355	-0.642
4	31	18.188	17.498	-0.690
4	32	20.178	19.685	-0.493
10	70	19.680	19.583	-0.097
10	71	18.751	18.609	-0.142
10	72	20.232	20.017	-0.215
10	74	19.408	19.014	-0.394
10	75	17.625	17.574	-0.051
11	33	19.130	18.661	-0.469
11	34	20.766	20.387	-0.379
11	35	18.063	17.599	-0.464
11	36	21.116	20.780	-0.336
11	37	18.057	17.700	-0.357
30	76	19.464	20.442	0.978
30	77	17.506	18.025	0.519
30	78	19.808	20.431	0.623
30	79	19.205	19.756	0.551
30	80	18.686	21.281	2.595
31	38	18.650	19.274	0.624
31	39	19.863	20.516	0.653
31	40	19.034	19.854	0.820
31	41	20.791	20.903	0.112
31	42	17.939	18.176	0.237
50	158	19.418	21.603	2.185
50	159	19.556	21.768	2.212
50	160	17.942	19.835	1.893
50	161	19.105	21.166	2.061
50	162	20.387	21.960	1.573
51	43	19.114	20.879	1.765
51	44	18.218	20.026	1.808
51	45	18.780	20.884	2.104
51	46	19.054	21.062	2.008
51	47	19.766	21.412	1.646
100	163	20.411	24.419	4.008
100	164	19.583	23.190	3.607
100	165	19.578	23.191	3.613
100	166	17.124	20.058	2.934
100	167	18.916	22.035	3.119
101	48	19.061	36.629	17.568
101	49	18.359	32.391	14.032
101	50	18.204	35.147	16.943
101	51	18.671	37.259	18.588
101	52	19.903	68.782	48.879



11.3 Shutdown Current

Test Site	Dallas
Tester	ETS-364
Test Number	EF5069
Max Limit	230 uA
Min Limit	0.5 uA

krad(Si)	0	3	4	10	11	30	31	50	51	100	101
LL	0.500	0.500	0.500	0.500	0.500	0.500	0.500	0.500	0.500	0.500	0.500
Min	17.866	17.119	17.032	17.574	17.599	18.025	18.176	19.835	20.026	20.058	32.391
Average	18.626	18.407	18.320	18.959	19.025	19.987	19.745	21.266	20.853	22.579	42.042
Max	19.385	19.803	19.685	20.017	20.780	21.281	20.903	21.960	21.412	24.419	68.782
UL	230.000	230.000	230.000	230.000	230.000	230.000	230.000	230.000	230.000	230.000	230.000



LDR Report

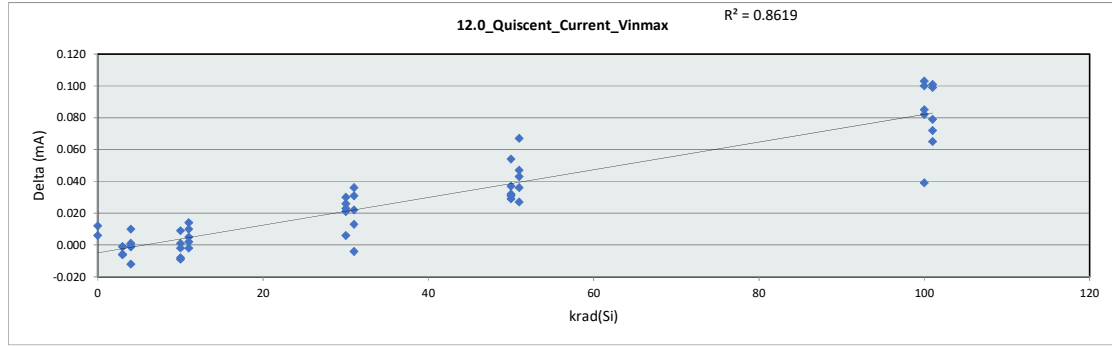
TPS7H1101A-SP

Max	21.116	68.782	48.879
Average	19.215	21.984	2.769
Min	17.124	17.032	-1.926
Std Dev	0.952	8.003	7.989

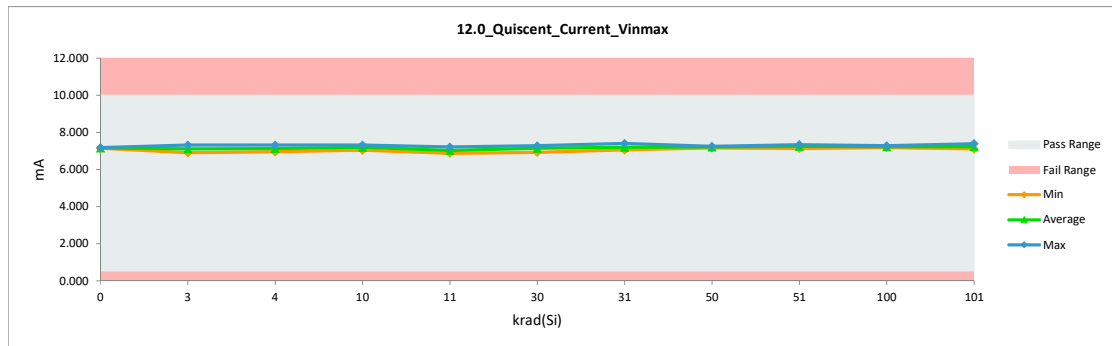
LDR Report
TPS7H1101A-SP

12.0_Quiscent_Current_Vinmax		
Test Site	Dallas	Dallas
Tester	ETS-364	ETS-364
Test Number	EF5069	EF5069
Unit	mA	mA
Max Limit	10	10
Min Limit	0.5	0.5

krad(Si)	Serial #	Pre	Post	Delta
0	355	7.132	7.144	0.012
0	356	7.169	7.175	0.006
3	65	6.910	6.909	-0.001
3	66	7.322	7.316	-0.006
3	67	7.103	7.097	-0.006
3	68	6.969	6.963	-0.006
3	69	7.217	7.216	-0.001
4	28	7.052	7.062	0.010
4	29	7.163	7.164	0.001
4	30	7.329	7.317	-0.012
4	31	6.953	6.952	-0.001
4	32	7.154	7.153	-0.001
10	70	7.330	7.321	-0.009
10	71	7.245	7.254	0.009
10	72	7.168	7.169	0.001
10	74	7.204	7.196	-0.008
10	75	7.038	7.036	-0.002
11	33	6.913	6.927	0.014
11	34	7.119	7.121	0.002
11	35	6.963	6.973	0.010
11	36	7.208	7.213	0.005
11	37	6.875	6.873	-0.002
30	76	7.162	7.192	0.030
30	77	6.903	6.924	0.021
30	78	7.274	7.280	0.006
30	79	7.213	7.239	0.026
30	80	7.070	7.093	0.023
31	38	7.059	7.055	-0.004
31	39	7.367	7.398	0.031
31	40	7.140	7.162	0.022
31	41	7.171	7.184	0.013
31	42	7.148	7.184	0.036
50	158	7.196	7.250	0.054
50	159	7.172	7.209	0.037
50	160	7.191	7.223	0.032
50	161	7.152	7.183	0.031
50	162	7.131	7.160	0.029
51	43	7.266	7.309	0.043
51	44	7.109	7.136	0.027
51	45	7.155	7.191	0.036
51	46	7.212	7.279	0.067
51	47	7.294	7.341	0.047
100	163	7.161	7.246	0.085
100	164	7.133	7.172	0.039
100	165	7.178	7.281	0.103
100	166	7.130	7.230	0.100
100	167	7.099	7.181	0.082
101	48	7.107	7.179	0.072
101	49	7.035	7.100	0.065
101	50	7.089	7.190	0.101
101	51	7.309	7.388	0.079
101	52	7.180	7.279	0.099



12.0_Quiscent_Curr											
Test Site	Dallas										
Tester	ETS-364										
Test Number	EF5069										
Max Limit	10	mA									
Min Limit	0.5	mA									
krad(Si)	0	3	4	10	11	30	31	50	51	100	101
LL	0.500	0.500	0.500	0.500	0.500	0.500	0.500	0.500	0.500	0.500	0.500
Min	7.144	6.909	6.952	7.036	6.873	6.924	7.055	7.160	7.136	7.172	7.100
Average	7.160	7.100	7.130	7.195	7.021	7.146	7.197	7.205	7.251	7.222	7.227
Max	7.175	7.316	7.317	7.321	7.213	7.280	7.398	7.250	7.341	7.281	7.388
UL	10.000	10.000	10.000	10.000	10.000	10.000	10.000	10.000	10.000	10.000	10.000



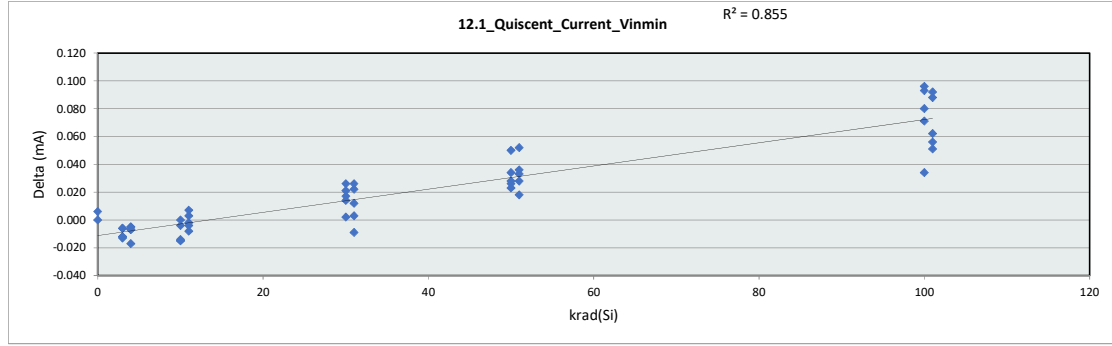
LDR Report
TPS7H1101A-SP

Max	7.367	7.398	0.103
Average	7.141	7.169	0.028
Min	6.875	6.873	-0.012
Std Dev	0.114	0.123	0.033

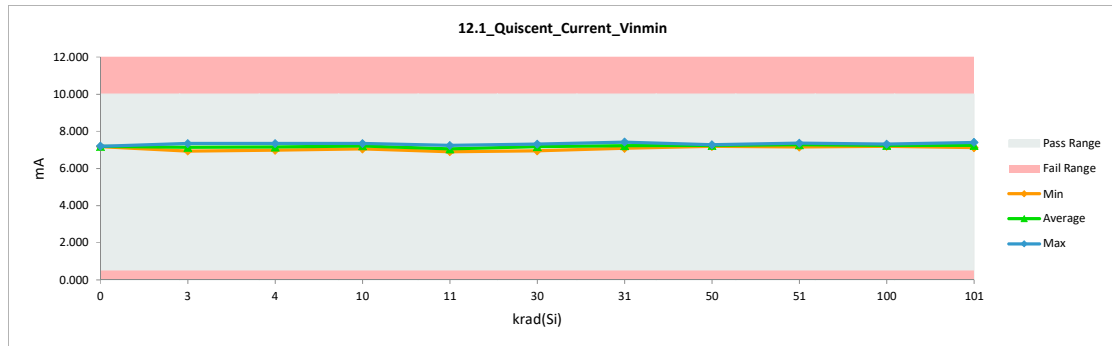
LDR Report
TPS7H1101A-SP

12.1_Quiscent_Current_Vinmin		
Test Site	Dallas	Dallas
Tester	ETS-364	ETS-364
Test Number	EF5069	EF5069
Unit	mA	mA
Max Limit	10	10
Min Limit	0.5	0.5

krad(Si)	Serial #	Pre	Post	Delta
0	355	7.172	7.178	0.006
0	356	7.201	7.201	0.000
3	65	6.946	6.940	-0.006
3	66	7.353	7.340	-0.013
3	67	7.138	7.126	-0.012
3	68	7.004	6.992	-0.012
3	69	7.248	7.242	-0.006
4	28	7.098	7.093	-0.005
4	29	7.194	7.187	-0.007
4	30	7.359	7.342	-0.017
4	31	6.989	6.982	-0.007
4	32	7.193	7.188	-0.005
10	70	7.360	7.345	-0.015
10	71	7.273	7.269	-0.004
10	72	7.203	7.203	0.000
10	74	7.235	7.220	-0.015
10	75	7.069	7.055	-0.014
11	33	6.953	6.960	0.007
11	34	7.154	7.152	-0.002
11	35	6.996	6.999	0.003
11	36	7.242	7.234	-0.008
11	37	6.909	6.905	-0.004
30	76	7.196	7.222	0.026
30	77	6.936	6.950	0.014
30	78	7.303	7.305	0.002
30	79	7.243	7.264	0.021
30	80	7.106	7.123	0.017
31	38	7.093	7.084	-0.009
31	39	7.398	7.420	0.022
31	40	7.175	7.187	0.012
31	41	7.210	7.213	0.003
31	42	7.177	7.203	0.026
50	158	7.233	7.283	0.050
50	159	7.206	7.240	0.034
50	160	7.218	7.244	0.026
50	161	7.186	7.214	0.028
50	162	7.162	7.185	0.023
51	43	7.298	7.331	0.033
51	44	7.140	7.158	0.018
51	45	7.189	7.217	0.028
51	46	7.246	7.298	0.052
51	47	7.321	7.357	0.036
100	163	7.193	7.273	0.080
100	164	7.166	7.200	0.034
100	165	7.208	7.304	0.096
100	166	7.156	7.249	0.093
100	167	7.134	7.205	0.071
101	48	7.145	7.201	0.056
101	49	7.072	7.123	0.051
101	50	7.121	7.209	0.088
101	51	7.340	7.402	0.062
101	52	7.217	7.309	0.092



12.1_Quiscent_Curr											
Test Site	Dallas										
Tester	ETS-364										
Test Number	EF5069										
Max Limit	10	mA									
Min Limit	0.5	mA									
krad(Si)	0	3	4	10	11	30	31	50	51	100	101
LL	0.500	0.500	0.500	0.500	0.500	0.500	0.500	0.500	0.500	0.500	0.500
Min	7.178	6.940	6.982	7.055	6.905	6.950	7.084	7.185	7.158	7.200	7.123
Average	7.190	7.128	7.158	7.218	7.050	7.173	7.221	7.233	7.272	7.246	7.249
Max	7.201	7.340	7.342	7.345	7.234	7.305	7.420	7.283	7.357	7.304	7.402
UL	10.000	10.000	10.000	10.000	10.000	10.000	10.000	10.000	10.000	10.000	10.000



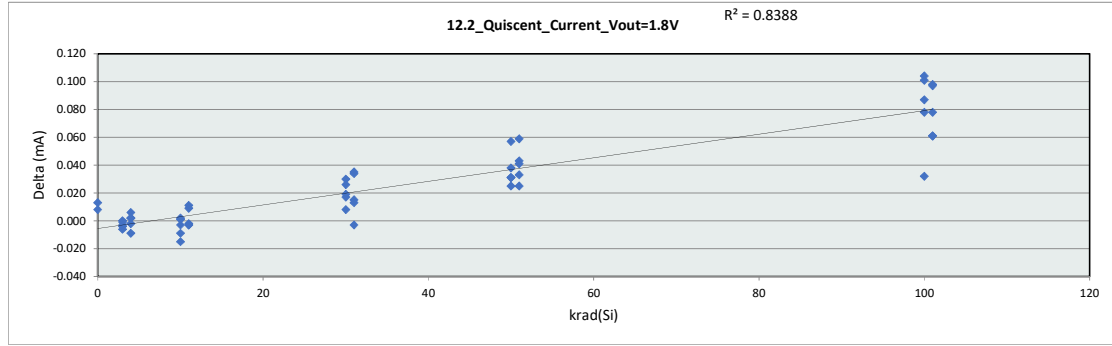
LDR Report TPS7H1101A-SP

Max	7.398	7.420	0.096
Average	7.175	7.195	0.020
Min	6.909	6.905	-0.017
Std Dev	0.113	0.120	0.032

LDR Report
TPS7H1101A-SP

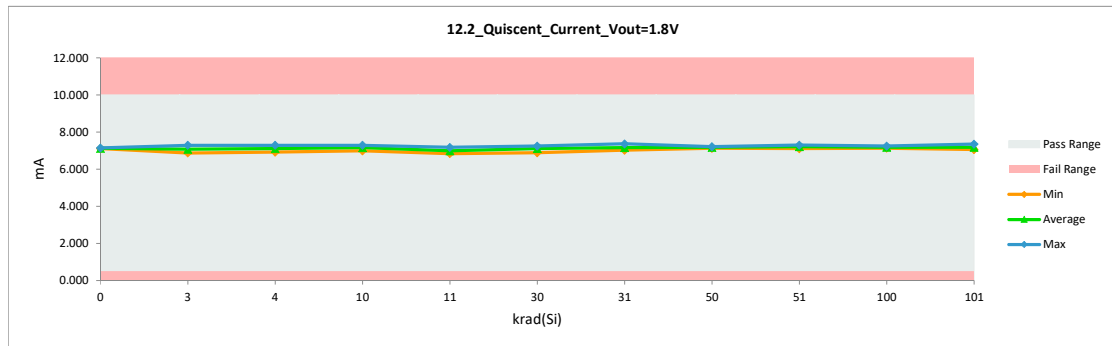
12.2 Quiscent Current_Vout=1.8V		
Test Site	Dallas	Dallas
Tester	ETS-364	ETS-364
Test Number	EF5069	EF5069
Unit	mA	mA
Max Limit	10	10
Min Limit	0.5	0.5

krad(Si)	Serial #	Pre	Post	Delta
0	355	7.101	7.114	0.013
0	356	7.135	7.143	0.008
3	65	6.881	6.880	-0.001
3	66	7.289	7.285	-0.004
3	67	7.070	7.067	-0.003
3	68	6.939	6.933	-0.006
3	69	7.180	7.180	0.000
4	28	7.028	7.034	0.006
4	29	7.129	7.131	0.002
4	30	7.295	7.286	-0.009
4	31	6.922	6.920	-0.002
4	32	7.122	7.124	0.002
10	70	7.288	7.285	-0.003
10	71	7.211	7.213	0.002
10	72	7.135	7.136	0.001
10	74	7.170	7.161	-0.009
10	75	7.005	6.990	-0.015
11	33	6.887	6.898	0.011
11	34	7.084	7.082	-0.002
11	35	6.932	6.941	0.009
11	36	7.174	7.171	-0.003
11	37	6.845	6.842	-0.003
30	76	7.128	7.158	0.030
30	77	6.872	6.889	0.017
30	78	7.238	7.246	0.008
30	79	7.180	7.206	0.026
30	80	7.042	7.061	0.019
31	38	7.027	7.024	-0.003
31	39	7.328	7.363	0.035
31	40	7.108	7.123	0.015
31	41	7.138	7.151	0.013
31	42	7.113	7.147	0.034
50	158	7.161	7.218	0.057
50	159	7.138	7.176	0.038
50	160	7.157	7.182	0.025
50	161	7.119	7.150	0.031
50	162	7.096	7.127	0.031
51	43	7.232	7.273	0.041
51	44	7.074	7.099	0.025
51	45	7.122	7.155	0.033
51	46	7.182	7.241	0.059
51	47	7.258	7.301	0.043
100	163	7.126	7.213	0.087
100	164	7.100	7.132	0.032
100	165	7.142	7.246	0.104
100	166	7.095	7.196	0.101
100	167	7.066	7.144	0.078
101	48	7.078	7.139	0.061
101	49	7.003	7.064	0.061
101	50	7.056	7.153	0.097
101	51	7.271	7.349	0.078
101	52	7.147	7.245	0.098



12.2 Quiscent Curr		
Test Site	Dallas	
Tester	ETS-364	
Test Number	EF5069	
Max Limit	10	mA
Min Limit	0.5	mA

krad(Si)	0	3	4	10	11	30	31	50	51	100	101
LL	0.500	0.500	0.500	0.500	0.500	0.500	0.500	0.500	0.500	0.500	0.500
Min	7.114	6.880	6.920	6.990	6.842	6.889	7.024	7.127	7.099	7.132	7.064
Average	7.129	7.069	7.099	7.157	6.987	7.112	7.162	7.171	7.214	7.186	7.190
Max	7.143	7.285	7.286	7.285	7.171	7.246	7.363	7.218	7.301	7.246	7.349
UL	10.000	10.000	10.000	10.000	10.000	10.000	10.000	10.000	10.000	10.000	10.000



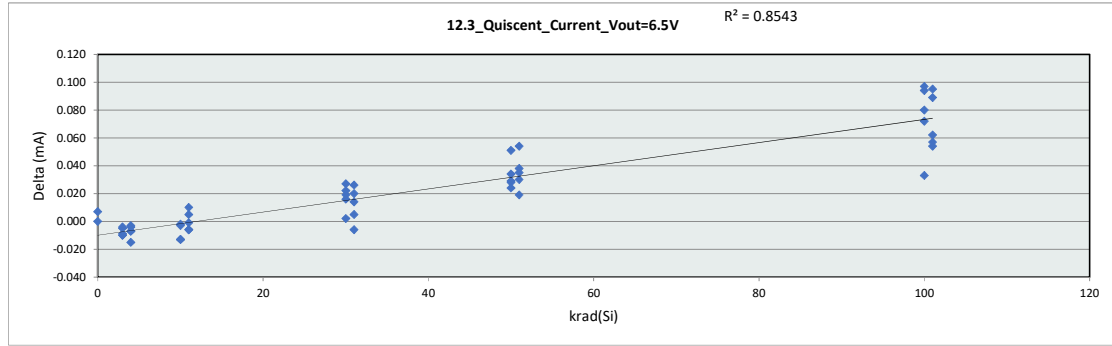
LDR Report
TPS7H1101A-SP

Max	7.328	7.363	0.104
Average	7.108	7.134	0.026
Min	6.845	6.842	-0.015
Std Dev	0.112	0.122	0.033

LDR Report
TPS7H1101A-SP

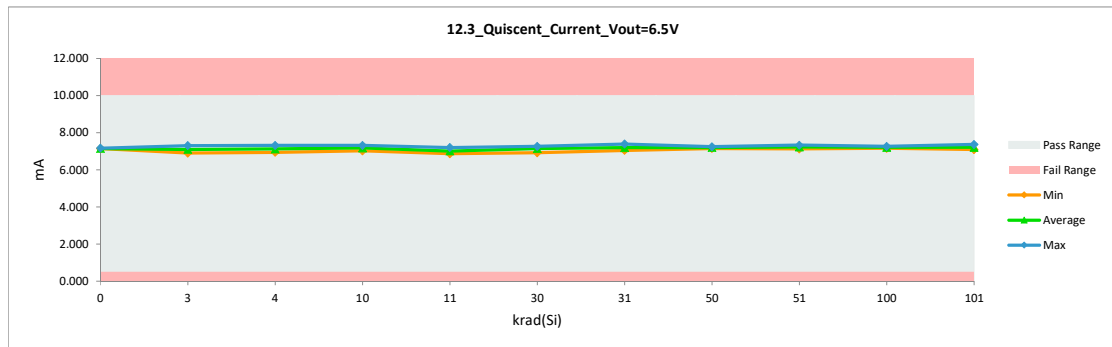
12.3 Quiscent Current_Vout=6.5V		
Test Site	Dallas	Dallas
Tester	ETS-364	ETS-364
Test Number	EF5069	EF5069
Unit	mA	mA
Max Limit	10	10
Min Limit	0.5	0.5

krad(Si)	Serial #	Pre	Post	Delta
0	355	7.136	7.143	0.007
0	356	7.167	7.167	0.000
3	65	6.909	6.904	-0.005
3	66	7.318	7.308	-0.010
3	67	7.102	7.093	-0.009
3	68	6.968	6.958	-0.010
3	69	7.212	7.208	-0.004
4	28	7.062	7.059	-0.003
4	29	7.159	7.152	-0.007
4	30	7.327	7.312	-0.015
4	31	6.953	6.946	-0.007
4	32	7.156	7.152	-0.004
10	70	7.325	7.312	-0.013
10	71	7.239	7.236	-0.003
10	72	7.168	7.166	-0.002
10	74	7.199	7.186	-0.013
10	75	7.033	7.020	-0.013
11	33	6.917	6.927	0.010
11	34	7.119	7.118	-0.001
11	35	6.959	6.964	0.005
11	36	7.206	7.200	-0.006
11	37	6.871	6.865	-0.006
30	76	7.159	7.186	0.027
30	77	6.900	6.916	0.016
30	78	7.268	7.270	0.002
30	79	7.208	7.230	0.022
30	80	7.071	7.090	0.019
31	38	7.057	7.051	-0.006
31	39	7.365	7.385	0.020
31	40	7.141	7.155	0.014
31	41	7.173	7.178	0.005
31	42	7.142	7.168	0.026
50	158	7.196	7.247	0.051
50	159	7.170	7.204	0.034
50	160	7.183	7.212	0.029
50	161	7.150	7.178	0.028
50	162	7.127	7.151	0.024
51	43	7.263	7.298	0.035
51	44	7.106	7.125	0.019
51	45	7.152	7.182	0.030
51	46	7.211	7.265	0.054
51	47	7.287	7.325	0.038
100	163	7.158	7.238	0.080
100	164	7.131	7.164	0.033
100	165	7.172	7.269	0.097
100	166	7.121	7.215	0.094
100	167	7.096	7.168	0.072
101	48	7.109	7.166	0.057
101	49	7.035	7.089	0.054
101	50	7.084	7.173	0.089
101	51	7.307	7.369	0.062
101	52	7.180	7.275	0.095



12.3 Quiscent Curr											
Test Site	Dallas										
Tester	ETS-364										
Test Number	EF5069										
Max Limit	10	mA									
Min Limit	0.5	mA									

krad(Si)	0	3	4	10	11	30	31	50	51	100	101
LL	0.500	0.500	0.500	0.500	0.500	0.500	0.500	0.500	0.500	0.500	0.500
Min	7.143	6.904	6.946	7.020	6.865	6.916	7.051	7.151	7.125	7.164	7.089
Average	7.155	7.094	7.124	7.184	7.015	7.138	7.187	7.198	7.239	7.211	7.214
Max	7.167	7.308	7.312	7.312	7.200	7.270	7.385	7.247	7.325	7.269	7.369
UL	10.000	10.000	10.000	10.000	10.000	10.000	10.000	10.000	10.000	10.000	10.000



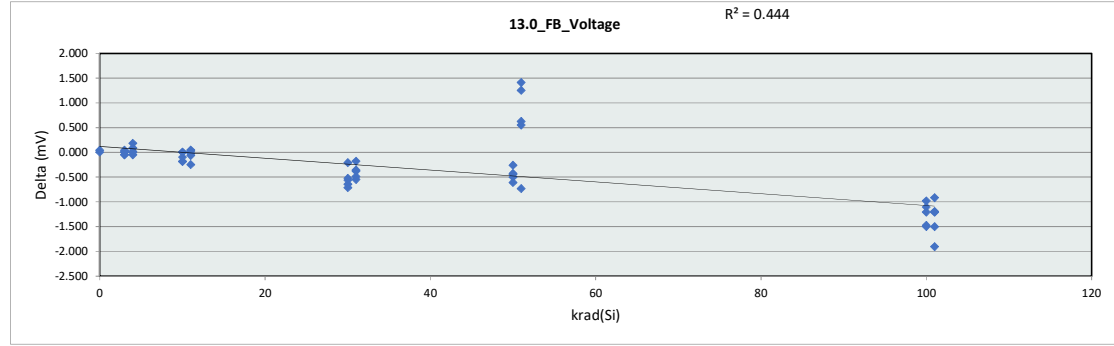
LDR Report
TPS7H1101A-SP

Max	7.365	7.385	0.097
Average	7.139	7.160	0.021
Min	6.871	6.865	-0.015
Std Dev	0.114	0.121	0.032

LDR Report
TPS7H1101A-SP

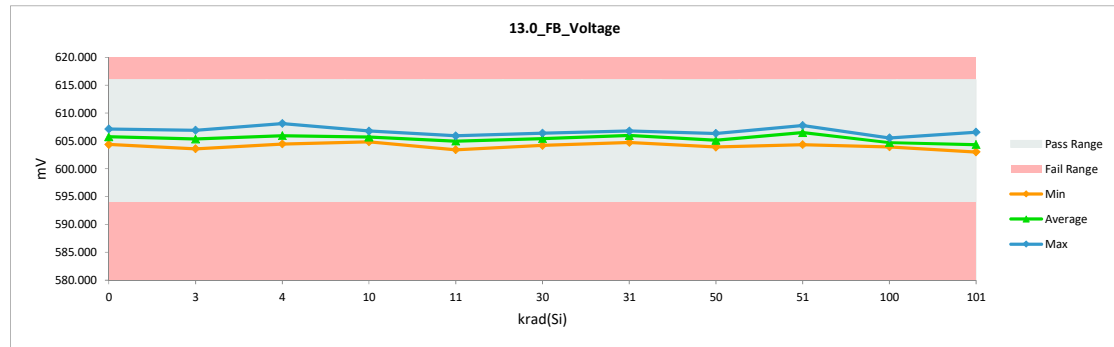
13.0_FB_Voltage		
Test Site	Dallas	Dallas
Tester	ETS-364	ETS-364
Test Number	EF5069	EF5069
Unit	mV	mV
Max Limit	616	616
Min Limit	594	594

krad(Si)	Serial #	Pre	Post	Delta
0	355	604.359	604.364	0.005
0	356	607.085	607.129	0.044
3	65	604.426	604.377	-0.049
3	66	606.936	606.893	-0.043
3	67	605.644	605.653	0.009
3	68	606.273	606.278	0.005
3	69	603.544	603.590	0.046
4	28	606.510	606.602	0.092
4	29	605.936	605.953	0.017
4	30	608.176	608.129	-0.047
4	31	604.467	604.467	0.000
4	32	604.331	604.514	0.183
10	70	606.091	606.092	0.001
10	71	606.946	606.767	-0.179
10	72	605.228	605.238	0.010
10	74	605.792	605.609	-0.183
10	75	604.931	604.837	-0.094
11	33	604.911	604.889	-0.022
11	34	605.976	605.728	-0.248
11	35	605.882	605.915	0.033
11	36	604.975	604.913	-0.062
11	37	603.389	603.437	0.048
30	76	604.820	604.178	-0.642
30	77	605.922	605.714	-0.208
30	78	605.764	605.244	-0.520
30	79	606.077	605.516	-0.561
30	80	607.108	606.396	-0.712
31	38	606.939	606.763	-0.176
31	39	606.573	606.026	-0.547
31	40	606.253	605.874	-0.379
31	41	605.095	604.741	-0.354
31	42	606.856	606.369	-0.487
50	158	604.158	603.898	-0.260
50	159	605.075	604.469	-0.606
50	160	606.783	606.344	-0.439
50	161	605.557	605.059	-0.498
50	162	606.186	605.762	-0.424
51	43	606.339	607.751	1.412
51	44	606.400	607.656	1.256
51	45	605.051	604.319	-0.732
51	46	604.929	605.554	0.625
51	47	606.612	607.165	0.553
100	163	605.740	604.267	-1.473
100	164	606.723	605.517	-1.206
100	165	605.997	604.500	-1.497
100	166	606.442	605.338	-1.104
100	167	604.913	603.934	-0.979
101	48	605.951	604.451	-1.500
101	49	604.928	603.027	-1.901
101	50	605.549	604.342	-1.207
101	51	607.470	606.557	-0.913
101	52	604.492	603.300	-1.192



13.0_FB_Voltage		
Test Site	Dallas	
Tester	ETS-364	
Test Number	EF5069	
Max Limit	616	mV
Min Limit	594	mV

krad(Si)	0	3	4	10	11	30	31	50	51	100	101
LL	594.000	594.000	594.000	594.000	594.000	594.000	594.000	594.000	594.000	594.000	594.000
Min	604.364	603.590	604.467	604.837	603.437	604.178	604.741	603.898	604.319	603.934	603.027
Average	605.747	605.358	605.933	605.709	604.976	605.410	605.955	605.106	606.489	604.711	604.335
Max	607.129	606.893	608.129	606.767	605.915	606.396	606.763	606.344	607.751	605.517	606.557
UL	616.000	616.000	616.000	616.000	616.000	616.000	616.000	616.000	616.000	616.000	616.000



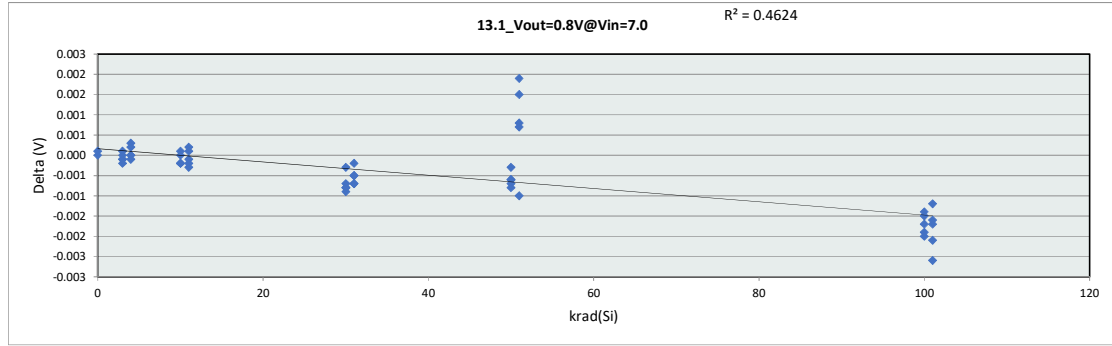
LDR Report
TPS7H1101A-SP

Max	608.176	608.129	1.412
Average	605.741	605.412	-0.329
Min	603.389	603.027	-1.901
Std Dev	1.019	1.197	0.633

LDR Report
TPS7H1101A-SP

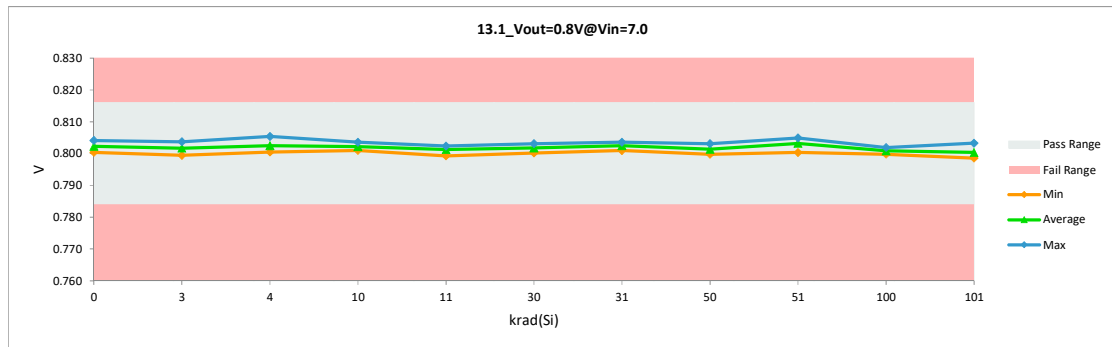
13.1_Vout=0.8V@Vin=7.0		
Test Site	Dallas	Dallas
Tester	ETS-364	ETS-364
Test Number	EF5069	EF5069
Unit	V	V
Max Limit	0.816	0.816
Min Limit	0.784	0.784

krad(Si)	Serial #	Pre	Post	Delta
0	355	0.800	0.800	0.000
0	356	0.804	0.804	0.000
3	65	0.800	0.800	0.000
3	66	0.804	0.804	0.000
3	67	0.802	0.802	0.000
3	68	0.803	0.803	0.000
3	69	0.799	0.799	0.000
4	28	0.803	0.803	0.000
4	29	0.803	0.803	0.000
4	30	0.805	0.805	0.000
4	31	0.800	0.800	0.000
4	32	0.800	0.801	0.000
10	70	0.803	0.803	0.000
10	71	0.804	0.804	0.000
10	72	0.802	0.802	0.000
10	74	0.802	0.802	0.000
10	75	0.801	0.801	0.000
11	33	0.801	0.801	0.000
11	34	0.803	0.802	0.000
11	35	0.803	0.802	0.000
11	36	0.801	0.801	0.000
11	37	0.799	0.799	0.000
30	76	0.801	0.800	-0.001
30	77	0.803	0.802	0.000
30	78	0.802	0.802	-0.001
30	79	0.803	0.802	-0.001
30	80	0.804	0.803	-0.001
31	38	0.804	0.804	0.000
31	39	0.803	0.803	-0.001
31	40	0.803	0.802	-0.001
31	41	0.801	0.801	-0.001
31	42	0.804	0.803	-0.001
50	158	0.800	0.800	0.000
50	159	0.801	0.800	-0.001
50	160	0.804	0.803	-0.001
50	161	0.802	0.801	-0.001
50	162	0.803	0.802	-0.001
51	43	0.803	0.805	0.002
51	44	0.803	0.805	0.002
51	45	0.801	0.800	-0.001
51	46	0.801	0.802	0.001
51	47	0.803	0.804	0.001
100	163	0.802	0.800	-0.002
100	164	0.804	0.802	-0.002
100	165	0.803	0.801	-0.002
100	166	0.803	0.802	-0.002
100	167	0.801	0.800	-0.001
101	48	0.803	0.800	-0.002
101	49	0.801	0.799	-0.003
101	50	0.802	0.800	-0.002
101	51	0.804	0.803	-0.001
101	52	0.801	0.799	-0.002



13.1_Vout=0.8V@V		
Test Site	Dallas	
Tester	ETS-364	
Test Number	EF5069	
Max Limit	0.816	V
Min Limit	0.784	V

krad(Si)	0	3	4	10	11	30	31	50	51	100	101
LL	0.784	0.784	0.784	0.784	0.784	0.784	0.784	0.784	0.784	0.784	0.784
Min	0.800	0.799	0.801	0.801	0.799	0.800	0.801	0.800	0.800	0.800	0.799
Average	0.802	0.802	0.803	0.802	0.801	0.802	0.803	0.801	0.803	0.801	0.800
Max	0.804	0.804	0.805	0.804	0.802	0.803	0.804	0.803	0.805	0.802	0.803
UL	0.816	0.816	0.816	0.816	0.816	0.816	0.816	0.816	0.816	0.816	0.816



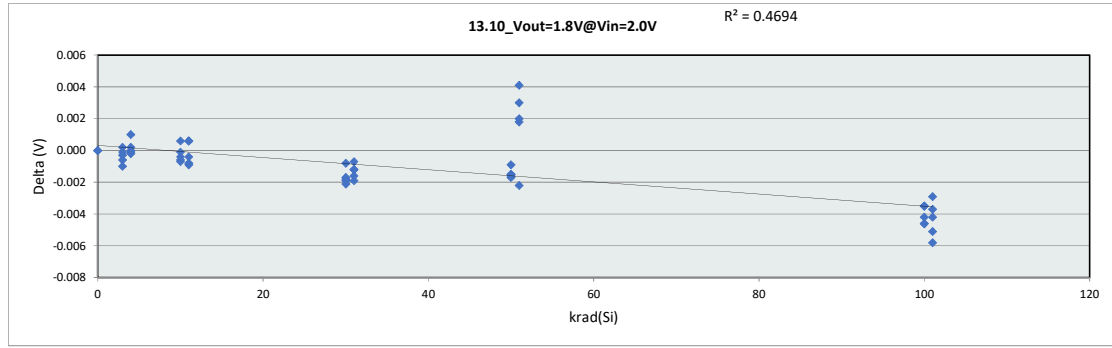
LDR Report
TPS7H1101A-SP

Max	0.805	0.805	0.002
Average	0.802	0.802	0.000
Min	0.799	0.799	-0.003
Std Dev	0.001	0.002	0.001

LDR Report
TPS7H1101A-SP

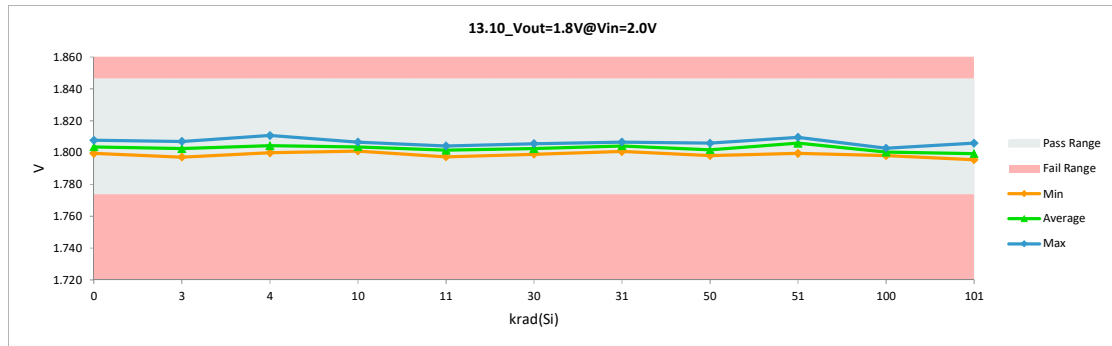
13.10_Vout=1.8V@Vin=2.0V		
Test Site	Dallas	Dallas
Tester	ETS-364	ETS-364
Test Number	EF5069	EF5069
Unit	V	V
Max Limit	1.8462	1.8462
Min Limit	1.7738	1.7738

krad(Si)	Serial #	Pre	Post	Delta
0	355	1.799	1.799	0.000
0	356	1.808	1.808	0.000
3	65	1.800	1.800	0.000
3	66	1.808	1.807	-0.001
3	67	1.804	1.803	-0.001
3	68	1.805	1.805	0.000
3	69	1.797	1.797	0.000
4	28	1.806	1.806	0.000
4	29	1.804	1.804	0.000
4	30	1.811	1.811	0.000
4	31	1.800	1.800	0.000
4	32	1.799	1.801	0.001
10	70	1.805	1.805	0.000
10	71	1.807	1.807	-0.001
10	72	1.802	1.803	0.001
10	74	1.804	1.803	-0.001
10	75	1.801	1.801	0.000
11	33	1.801	1.802	0.001
11	34	1.804	1.804	-0.001
11	35	1.804	1.804	0.000
11	36	1.802	1.801	-0.001
11	37	1.797	1.797	0.001
30	76	1.801	1.799	-0.002
30	77	1.804	1.803	-0.001
30	78	1.804	1.802	-0.002
30	79	1.805	1.803	-0.002
30	80	1.808	1.806	-0.002
31	38	1.807	1.807	-0.001
31	39	1.806	1.804	-0.002
31	40	1.805	1.804	-0.001
31	41	1.802	1.801	-0.001
31	42	1.807	1.805	-0.002
50	158	1.799	1.798	-0.001
50	159	1.802	1.800	-0.002
50	160	1.807	1.806	-0.002
50	161	1.803	1.801	-0.002
50	162	1.805	1.804	-0.001
51	43	1.806	1.810	0.004
51	44	1.806	1.809	0.003
51	45	1.802	1.799	-0.002
51	46	1.801	1.803	0.002
51	47	1.806	1.808	0.002
100	163	1.804	1.799	-0.005
100	164	1.807	1.803	-0.004
100	165	1.804	1.800	-0.005
100	166	1.806	1.802	-0.003
100	167	1.801	1.798	-0.003
101	48	1.805	1.800	-0.005
101	49	1.801	1.795	-0.006
101	50	1.804	1.799	-0.004
101	51	1.809	1.806	-0.003
101	52	1.800	1.796	-0.004



13.10_Vout=1.8V@		
Test Site	Dallas	
Tester	ETS-364	
Test Number	EF5069	
Max Limit	1.8462	V
Min Limit	1.7738	V

krad(Si)	0	3	4	10	11	30	31	50	51	100	101
LL	1.774	1.774	1.774	1.774	1.774	1.774	1.774	1.774	1.774	1.774	1.774
Min	1.800	1.797	1.800	1.801	1.797	1.799	1.801	1.798	1.799	1.798	1.795
Average	1.804	1.802	1.804	1.804	1.802	1.803	1.804	1.802	1.806	1.800	1.799
Max	1.808	1.807	1.811	1.807	1.804	1.806	1.807	1.806	1.810	1.803	1.806
UL	1.846	1.846	1.846	1.846	1.846	1.846	1.846	1.846	1.846	1.846	1.846



LDR Report

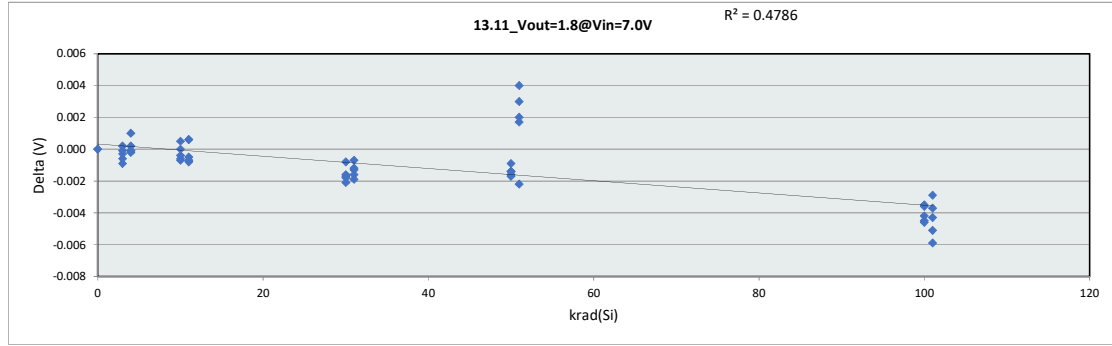
TPS7H1101A-SP

Max	1.811	1.811	0.004
Average	1.804	1.803	-0.001
Min	1.797	1.795	-0.006
Std Dev	0.003	0.004	0.002

LDR Report
TPS7H1101A-SP

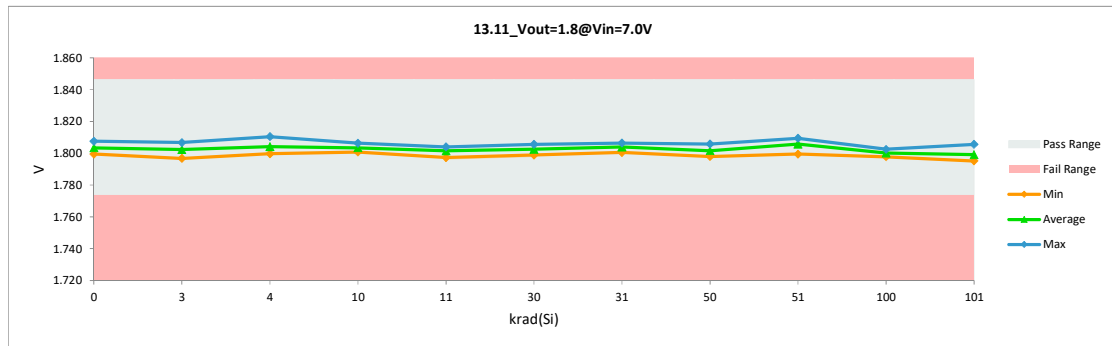
13.11_Vout=1.8@Vin=7.0V		
Test Site	Dallas	Dallas
Tester	ETS-364	ETS-364
Test Number	EF5069	EF5069
Unit	V	V
Max Limit	1.8462	1.8462
Min Limit	1.7738	1.7738

krad(Si)	Serial #	Pre	Post	Delta
0	355	1.799	1.799	0.000
0	356	1.808	1.808	0.000
3	65	1.800	1.800	0.000
3	66	1.808	1.807	-0.001
3	67	1.804	1.803	-0.001
3	68	1.805	1.805	0.000
3	69	1.797	1.797	0.000
4	28	1.806	1.806	0.000
4	29	1.804	1.804	0.000
4	30	1.811	1.810	0.000
4	31	1.800	1.800	0.000
4	32	1.799	1.801	0.001
10	70	1.804	1.804	0.000
10	71	1.807	1.806	-0.001
10	72	1.802	1.803	0.000
10	74	1.804	1.803	-0.001
10	75	1.801	1.801	0.000
11	33	1.801	1.802	0.001
11	34	1.804	1.804	-0.001
11	35	1.804	1.804	0.000
11	36	1.802	1.801	-0.001
11	37	1.797	1.797	0.001
30	76	1.801	1.799	-0.002
30	77	1.804	1.803	-0.001
30	78	1.804	1.802	-0.002
30	79	1.804	1.803	-0.002
30	80	1.808	1.806	-0.002
31	38	1.807	1.806	-0.001
31	39	1.806	1.804	-0.002
31	40	1.805	1.804	-0.001
31	41	1.802	1.801	-0.001
31	42	1.806	1.805	-0.002
50	158	1.799	1.798	-0.001
50	159	1.801	1.800	-0.002
50	160	1.807	1.806	-0.001
50	161	1.803	1.801	-0.002
50	162	1.805	1.803	-0.001
51	43	1.806	1.809	0.004
51	44	1.806	1.809	0.003
51	45	1.802	1.799	-0.002
51	46	1.801	1.803	0.002
51	47	1.806	1.808	0.002
100	163	1.803	1.799	-0.005
100	164	1.807	1.803	-0.004
100	165	1.804	1.800	-0.004
100	166	1.806	1.802	-0.003
100	167	1.801	1.798	-0.004
101	48	1.804	1.799	-0.005
101	49	1.801	1.795	-0.006
101	50	1.804	1.799	-0.004
101	51	1.809	1.806	-0.003
101	52	1.800	1.796	-0.004



13.11_Vout=1.8@Vin=7.0V		
Test Site	Dallas	
Tester	ETS-364	
Test Number	EF5069	
Max Limit	1.8462	V
Min Limit	1.7738	V

krad(Si)	0	3	4	10	11	30	31	50	51	100	101
LL	1.774	1.774	1.774	1.774	1.774	1.774	1.774	1.774	1.774	1.774	1.774
Min	1.799	1.797	1.800	1.801	1.797	1.799	1.801	1.798	1.800	1.798	1.795
Average	1.803	1.802	1.804	1.803	1.801	1.802	1.804	1.802	1.806	1.800	1.799
Max	1.808	1.807	1.810	1.806	1.804	1.806	1.806	1.806	1.810	1.803	1.806
UL	1.846	1.846	1.846	1.846	1.846	1.846	1.846	1.846	1.846	1.846	1.846



LDR Report
TPS7H1101A-SP

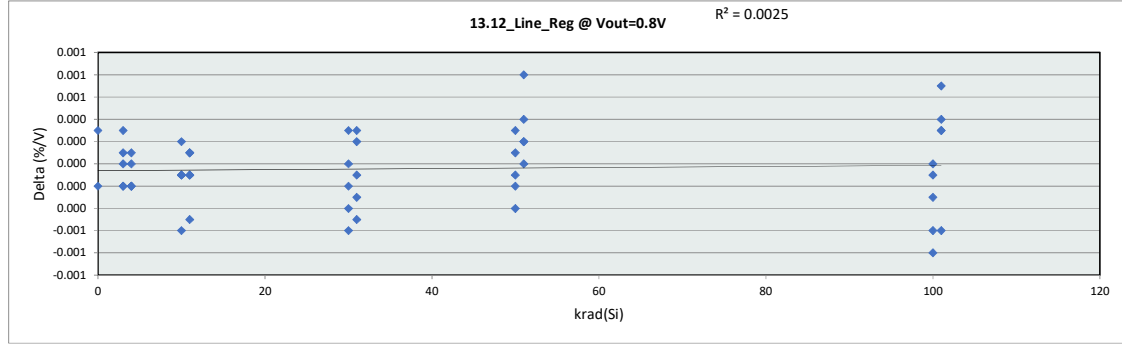
Max	1.811	1.810	0.004
Average	1.804	1.802	-0.001
Min	1.797	1.795	-0.006
Std Dev	0.003	0.004	0.002

LDR Report
TPS7H1101A-SP

13.12 Line_Reg @ Vout=0.8V

Test Site	Dallas	Dallas
Tester	ETS-364	ETS-364
Test Number	EF5069	EF5069
Unit	%/V	%/V
Max Limit	0.07	0.07
Min Limit	-0.07	-0.07

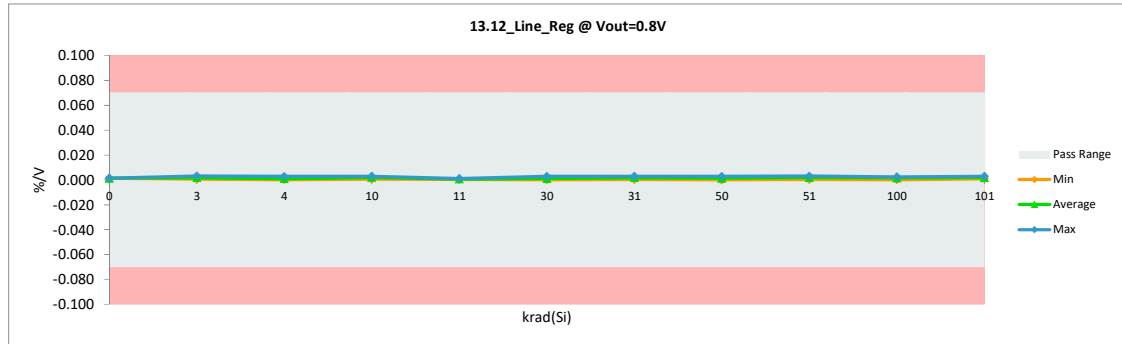
krad(Si)	Serial #	Pre	Post	Delta
0	355	0.001	0.001	0.000
0	356	0.002	0.001	0.000
3	65	0.000	0.001	0.000
3	66	0.003	0.003	0.000
3	67	0.000	0.000	0.000
3	68	0.002	0.002	0.000
3	69	0.003	0.003	0.000
4	28	0.000	0.001	0.000
4	29	0.001	0.001	0.000
4	30	0.003	0.003	0.000
4	31	0.001	0.001	0.000
4	32	0.000	0.000	0.000
10	70	0.003	0.003	0.000
10	71	0.003	0.003	0.000
10	72	0.002	0.002	0.000
10	74	0.002	0.002	-0.001
10	75	0.001	0.001	0.000
11	33	0.001	0.001	0.000
11	34	0.001	0.001	0.000
11	35	0.000	0.000	0.000
11	36	0.002	0.001	0.000
11	37	0.000	0.000	0.000
30	76	0.001	0.001	-0.001
30	77	0.003	0.003	0.000
30	78	0.000	0.000	0.000
30	79	0.002	0.002	0.000
30	80	0.000	0.000	0.000
31	38	0.002	0.002	0.000
31	39	0.002	0.002	-0.001
31	40	0.001	0.001	0.000
31	41	0.000	0.000	0.000
31	42	0.003	0.003	0.000
50	158	0.001	0.001	0.000
50	159	0.001	0.001	0.000
50	160	0.000	0.000	0.000
50	161	0.002	0.002	0.000
50	162	0.003	0.003	0.000
51	43	0.000	0.001	0.001
51	44	0.003	0.003	0.000
51	45	0.000	0.000	0.000
51	46	0.002	0.002	0.000
51	47	0.003	0.003	0.000
100	163	0.003	0.003	0.000
100	164	0.003	0.002	-0.001
100	165	0.001	0.001	0.000
100	166	0.001	0.000	-0.001
100	167	0.003	0.003	0.000
101	48	0.002	0.002	0.000
101	49	0.001	0.001	0.000
101	50	0.001	0.001	0.000
101	51	0.002	0.003	0.001
101	52	0.002	0.002	-0.001



13.12 Line_Reg @

Test Site	Dallas
Tester	ETS-364
Test Number	EF5069
Max Limit	0.07 %/V
Min Limit	-0.07 %/V

krad(Si)	0	3	4	10	11	30	31	50	51	100	101
LL	-0.070	-0.070	-0.070	-0.070	-0.070	-0.070	-0.070	-0.070	-0.070	-0.070	-0.070
Min	0.001	0.001	0.000	0.001	0.000	0.000	0.000	0.000	0.000	0.000	0.001
Average	0.001	0.002	0.001	0.002	0.001	0.001	0.002	0.001	0.002	0.002	0.002
Max	0.001	0.003	0.003	0.003	0.001	0.003	0.003	0.003	0.003	0.003	0.003
UL	0.070	0.070	0.070	0.070	0.070	0.070	0.070	0.070	0.070	0.070	0.070



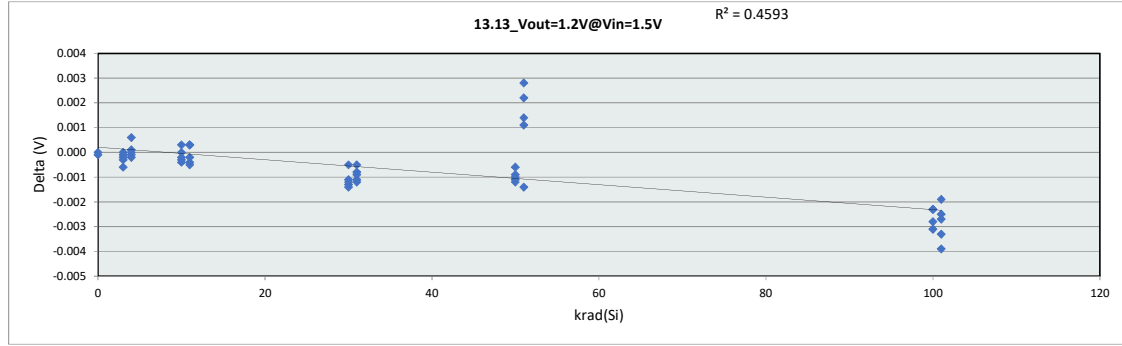
LDR Report
TPS7H1101A-SP

Max	0.003	0.003	0.001
Average	0.002	0.002	0.000
Min	0.000	0.000	-0.001
Std Dev	0.001	0.001	0.000

LDR Report
TPS7H1101A-SP

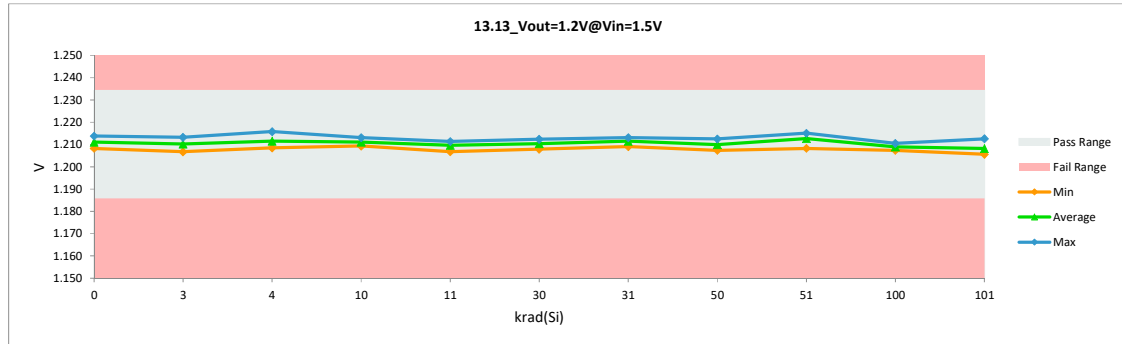
13.13_Vout=1.2V@Vin=1.5V		
Test Site	Dallas	Dallas
Tester	ETS-364	ETS-364
Test Number	EF5069	EF5069
Unit	V	V
Max Limit	1.2342	1.2342
Min Limit	1.1858	1.1858

krad(Si)	Serial #	Pre	Post	Delta
0	355	1.208	1.208	0.000
0	356	1.214	1.214	0.000
3	65	1.209	1.208	0.000
3	66	1.214	1.213	-0.001
3	67	1.211	1.211	0.000
3	68	1.212	1.212	0.000
3	69	1.207	1.207	0.000
4	28	1.213	1.213	0.000
4	29	1.212	1.212	0.000
4	30	1.216	1.216	0.000
4	31	1.209	1.209	0.000
4	32	1.208	1.209	0.001
10	70	1.212	1.212	0.000
10	71	1.214	1.213	0.000
10	72	1.210	1.210	0.000
10	74	1.211	1.211	0.000
10	75	1.209	1.209	0.000
11	33	1.209	1.210	0.000
11	34	1.212	1.211	0.000
11	35	1.212	1.211	0.000
11	36	1.210	1.209	0.000
11	37	1.207	1.207	0.000
30	76	1.209	1.208	-0.001
30	77	1.212	1.211	-0.001
30	78	1.211	1.210	-0.001
30	79	1.212	1.211	-0.001
30	80	1.214	1.212	-0.001
31	38	1.214	1.213	-0.001
31	39	1.213	1.212	-0.001
31	40	1.212	1.211	-0.001
31	41	1.210	1.209	-0.001
31	42	1.213	1.212	-0.001
50	158	1.208	1.207	-0.001
50	159	1.210	1.209	-0.001
50	160	1.214	1.212	-0.001
50	161	1.211	1.210	-0.001
50	162	1.212	1.211	-0.001
51	43	1.212	1.215	0.003
51	44	1.213	1.215	0.002
51	45	1.210	1.208	-0.001
51	46	1.209	1.211	0.001
51	47	1.213	1.214	0.001
100	163	1.211	1.208	-0.003
100	164	1.213	1.211	-0.003
100	165	1.212	1.209	-0.003
100	166	1.212	1.210	-0.002
100	167	1.210	1.207	-0.002
101	48	1.212	1.209	-0.003
101	49	1.209	1.206	-0.004
101	50	1.211	1.208	-0.003
101	51	1.214	1.213	-0.002
101	52	1.209	1.206	-0.003



13.13_Vout=1.2V@		
Test Site	Dallas	
Tester	ETS-364	
Test Number	EF5069	
Max Limit	1.2342	V
Min Limit	1.1858	V

krad(Si)	0	3	4	10	11	30	31	50	51	100	101
LL	1.186	1.186	1.186	1.186	1.186	1.186	1.186	1.186	1.186	1.186	1.186
Min	1.208	1.207	1.209	1.209	1.207	1.208	1.209	1.207	1.208	1.207	1.206
Average	1.211	1.210	1.212	1.211	1.210	1.210	1.211	1.210	1.213	1.209	1.208
Max	1.214	1.213	1.216	1.213	1.211	1.212	1.213	1.213	1.215	1.211	1.213
UL	1.234	1.234	1.234	1.234	1.234	1.234	1.234	1.234	1.234	1.234	1.234



LDR Report

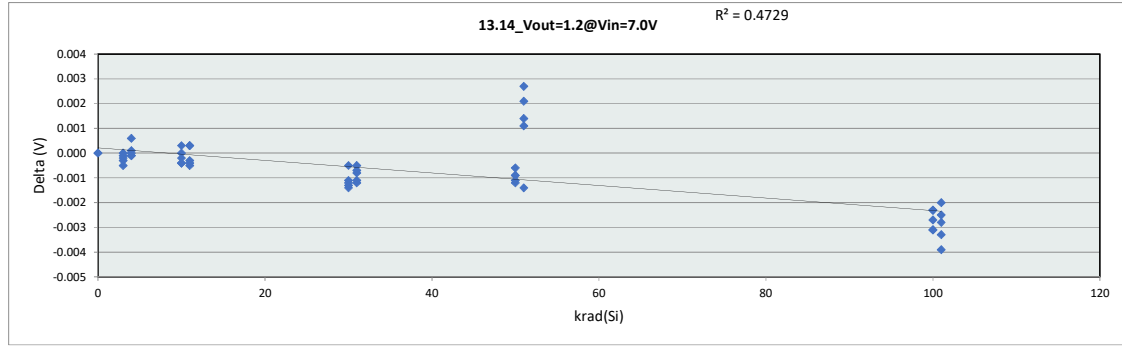
TPS7H1101A-SP

Max	1.216	1.216	0.003
Average	1.211	1.210	-0.001
Min	1.207	1.206	-0.004
Std Dev	0.002	0.002	0.001

LDR Report
TPS7H1101A-SP

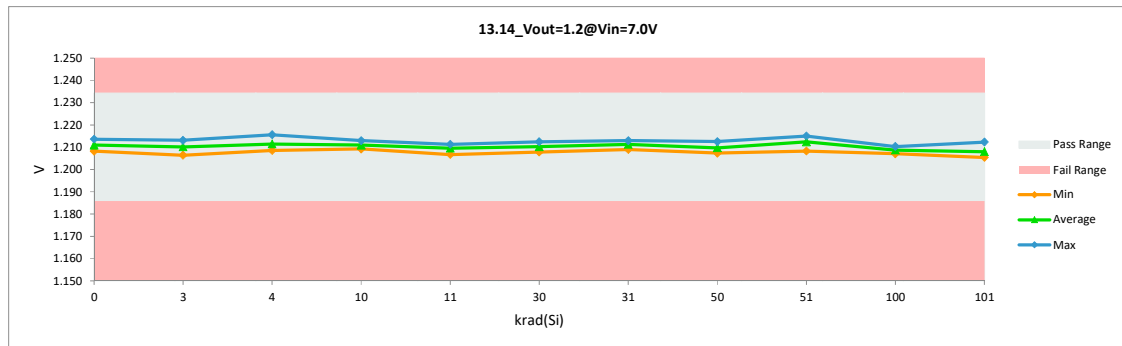
13.14 Vout=1.2@Vin=7.0V		
Test Site	Dallas	Dallas
Tester	ETS-364	ETS-364
Test Number	EF5069	EF5069
Unit	V	V
Max Limit	1.2342	1.2342
Min Limit	1.1858	1.1858

krad(Si)	Serial #	Pre	Post	Delta
0	355	1.208	1.208	0.000
0	356	1.214	1.214	0.000
3	65	1.209	1.208	0.000
3	66	1.214	1.213	-0.001
3	67	1.211	1.211	0.000
3	68	1.212	1.212	0.000
3	69	1.206	1.206	0.000
4	28	1.213	1.213	0.000
4	29	1.212	1.212	0.000
4	30	1.216	1.216	0.000
4	31	1.209	1.209	0.000
4	32	1.208	1.209	0.001
10	70	1.212	1.212	0.000
10	71	1.213	1.213	0.000
10	72	1.210	1.210	0.000
10	74	1.211	1.211	0.000
10	75	1.209	1.209	0.000
11	33	1.209	1.210	0.000
11	34	1.212	1.211	-0.001
11	35	1.212	1.211	0.000
11	36	1.210	1.209	0.000
11	37	1.206	1.207	0.000
30	76	1.209	1.208	-0.001
30	77	1.211	1.211	0.000
30	78	1.211	1.210	-0.001
30	79	1.212	1.210	-0.001
30	80	1.214	1.212	-0.001
31	38	1.213	1.213	0.000
31	39	1.213	1.211	-0.001
31	40	1.212	1.211	-0.001
31	41	1.210	1.209	-0.001
31	42	1.213	1.212	-0.001
50	158	1.208	1.207	-0.001
50	159	1.210	1.209	-0.001
50	160	1.213	1.212	-0.001
50	161	1.211	1.209	-0.001
50	162	1.212	1.211	-0.001
51	43	1.212	1.215	0.003
51	44	1.212	1.214	0.002
51	45	1.210	1.208	-0.001
51	46	1.209	1.211	0.001
51	47	1.213	1.214	0.001
100	163	1.211	1.208	-0.003
100	164	1.213	1.210	-0.003
100	165	1.212	1.208	-0.003
100	166	1.212	1.210	-0.002
100	167	1.209	1.207	-0.002
101	48	1.212	1.208	-0.003
101	49	1.209	1.205	-0.004
101	50	1.211	1.208	-0.003
101	51	1.214	1.212	-0.002
101	52	1.208	1.206	-0.003



13.14_Vout=1.2@Vin=7.0V		
Test Site	Dallas	
Tester	ETS-364	
Test Number	EF5069	
Max Limit	1.2342	V
Min Limit	1.1858	V

krad(Si)	0	3	4	10	11	30	31	50	51	100	101
LL	1.186	1.186	1.186	1.186	1.186	1.186	1.186	1.186	1.186	1.186	1.186
Min	1.208	1.206	1.209	1.209	1.207	1.208	1.209	1.207	1.208	1.207	1.205
Average	1.211	1.210	1.211	1.211	1.210	1.210	1.211	1.210	1.212	1.209	1.208
Max	1.214	1.213	1.216	1.213	1.211	1.212	1.213	1.213	1.215	1.210	1.212
UL	1.234	1.234	1.234	1.234	1.234	1.234	1.234	1.234	1.234	1.234	1.234



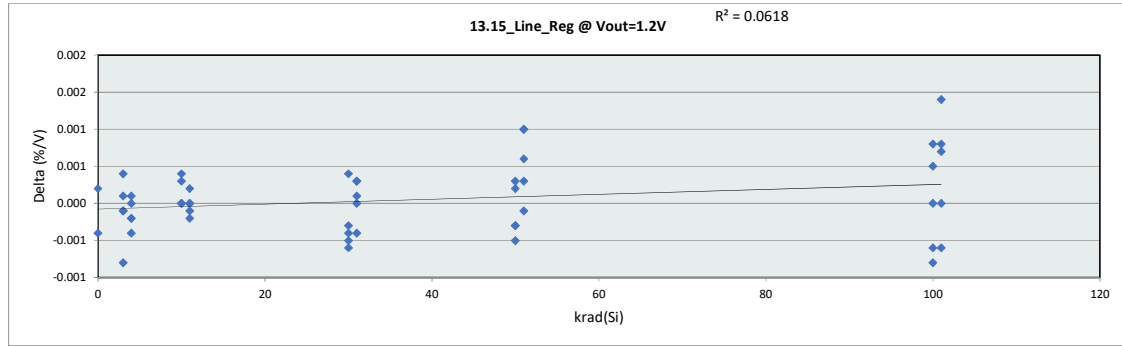
LDR Report
TPS7H1101A-SP

Max	1.216	1.216	0.003
Average	1.211	1.210	-0.001
Min	1.206	1.205	-0.004
Std Dev	0.002	0.002	0.001

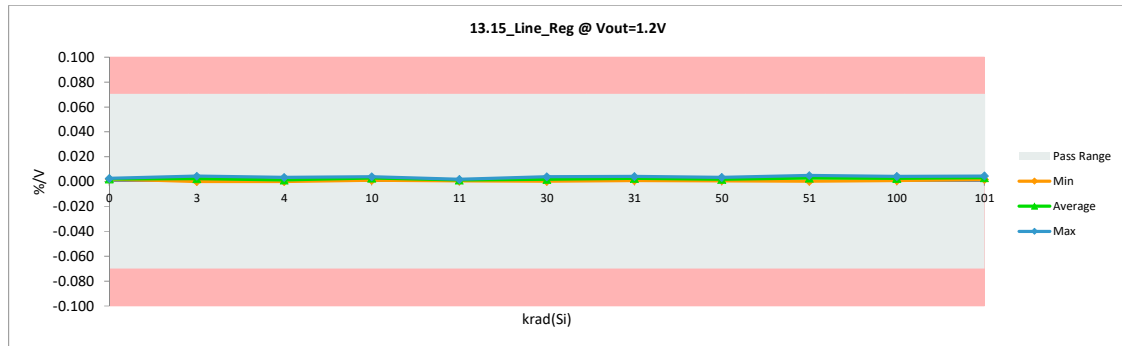
LDR Report
TPS7H1101A-SP

13.15_Line_Reg @ Vout=1.2V		
Test Site	Dallas	Dallas
Tester	ETS-364	ETS-364
Test Number	EF5069	EF5069
Unit	%/V	%/V
Max Limit	0.07	0.07
Min Limit	-0.07	-0.07

krad(Si)	Serial #	Pre	Post	Delta
0	355	0.002	0.002	0.000
0	356	0.003	0.002	0.000
3	65	0.000	0.000	0.000
3	66	0.005	0.004	-0.001
3	67	0.001	0.001	0.000
3	68	0.003	0.003	0.000
3	69	0.004	0.004	0.000
4	28	0.001	0.001	0.000
4	29	0.001	0.000	0.000
4	30	0.004	0.004	0.000
4	31	0.001	0.001	0.000
4	32	0.000	0.000	0.000
10	70	0.004	0.004	0.000
10	71	0.004	0.004	0.000
10	72	0.003	0.003	0.000
10	74	0.002	0.002	0.000
10	75	0.001	0.001	0.000
11	33	0.002	0.002	0.000
11	34	0.002	0.002	0.000
11	35	0.001	0.001	0.000
11	36	0.002	0.002	0.000
11	37	0.001	0.001	0.000
30	76	0.002	0.001	-0.001
30	77	0.004	0.004	0.000
30	78	0.001	0.000	0.000
30	79	0.003	0.003	0.000
30	80	0.001	0.000	-0.001
31	38	0.003	0.003	0.000
31	39	0.003	0.003	0.000
31	40	0.002	0.002	0.000
31	41	0.001	0.001	0.000
31	42	0.004	0.004	0.000
50	158	0.001	0.001	0.000
50	159	0.001	0.001	-0.001
50	160	0.001	0.001	0.000
50	161	0.003	0.003	0.000
50	162	0.004	0.003	0.000
51	43	0.001	0.002	0.001
51	44	0.004	0.005	0.001
51	45	0.000	0.000	0.000
51	46	0.003	0.003	0.000
51	47	0.004	0.004	0.001
100	163	0.004	0.004	0.001
100	164	0.003	0.003	-0.001
100	165	0.002	0.002	0.000
100	166	0.002	0.001	-0.001
100	167	0.004	0.004	0.001
101	48	0.003	0.004	0.001
101	49	0.002	0.002	0.000
101	50	0.001	0.002	0.001
101	51	0.003	0.004	0.001
101	52	0.004	0.003	-0.001



13.15_Line_Reg @		0	3	4	10	11	30	31	50	51	100	101
Test Site	Dallas											
Tester	ETS-364											
Test Number	EF5069											
Max Limit	0.07 %/V											
Min Limit	-0.07 %/V											
LL		-0.070	-0.070	-0.070	-0.070	-0.070	-0.070	-0.070	-0.070	-0.070	-0.070	-0.070
Min		0.002	0.000	0.000	0.001	0.001	0.000	0.001	0.001	0.000	0.001	0.002
Average		0.002	0.002	0.001	0.003	0.001	0.002	0.002	0.002	0.003	0.003	0.003
Max		0.003	0.004	0.004	0.004	0.002	0.004	0.004	0.003	0.005	0.004	0.005
UL		0.070	0.070	0.070	0.070	0.070	0.070	0.070	0.070	0.070	0.070	0.070



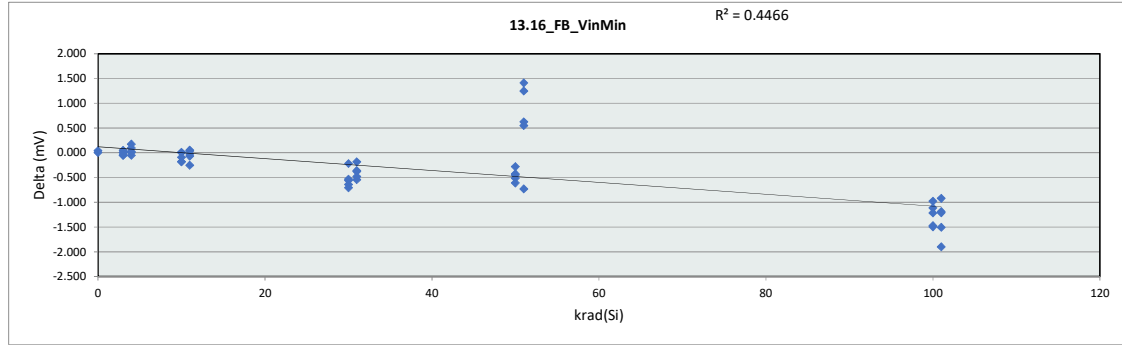
LDR Report
TPS7H1101A-SP

Max	0.005	0.005	0.001
Average	0.002	0.002	0.000
Min	0.000	0.000	-0.001
Std Dev	0.001	0.001	0.000

LDR Report
TPS7H1101A-SP

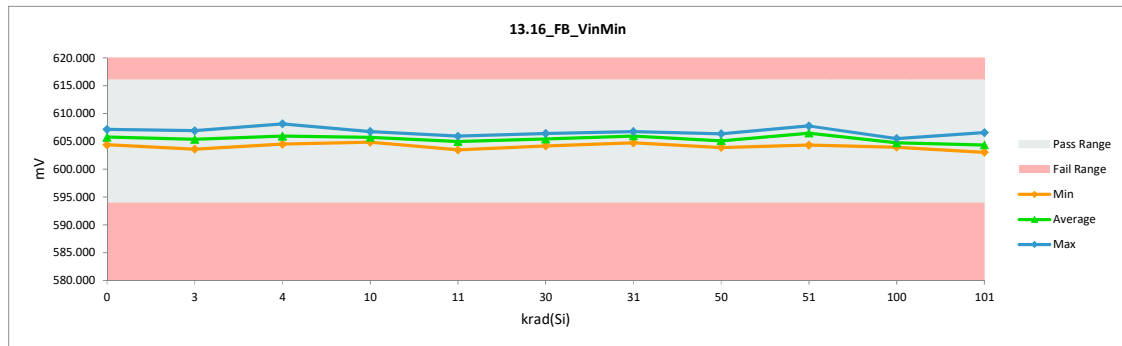
13.16_FB_VinMin		
Test Site	Dallas	Dallas
Tester	ETS-364	ETS-364
Test Number	EF5069	EF5069
Unit	mV	mV
Max Limit	616	616
Min Limit	594	594

krad(Si)	Serial #	Pre	Post	Delta
0	355	604.357	604.360	0.003
0	356	607.081	607.126	0.045
3	65	604.428	604.377	-0.051
3	66	606.935	606.890	-0.045
3	67	605.644	605.650	0.006
3	68	606.273	606.281	0.008
3	69	603.534	603.586	0.052
4	28	606.510	606.606	0.096
4	29	605.933	605.958	0.025
4	30	608.177	608.127	-0.050
4	31	604.463	604.473	0.010
4	32	604.336	604.512	0.176
10	70	606.083	606.086	0.003
10	71	606.943	606.762	-0.181
10	72	605.227	605.239	0.012
10	74	605.792	605.614	-0.178
10	75	604.922	604.833	-0.089
11	33	604.912	604.888	-0.024
11	34	605.980	605.728	-0.252
11	35	605.874	605.913	0.039
11	36	604.978	604.912	-0.066
11	37	603.384	603.440	0.056
30	76	604.816	604.178	-0.638
30	77	605.928	605.712	-0.216
30	78	605.768	605.238	-0.530
30	79	606.072	605.512	-0.560
30	80	607.106	606.401	-0.705
31	38	606.942	606.759	-0.183
31	39	606.570	606.026	-0.544
31	40	606.250	605.875	-0.375
31	41	605.093	604.734	-0.359
31	42	606.850	606.369	-0.481
50	158	604.158	603.878	-0.280
50	159	605.073	604.465	-0.608
50	160	606.783	606.336	-0.447
50	161	605.555	605.045	-0.510
50	162	606.186	605.759	-0.427
51	43	606.337	607.750	1.413
51	44	606.397	607.648	1.251
51	45	605.050	604.321	-0.729
51	46	604.929	605.554	0.625
51	47	606.610	607.163	0.553
100	163	605.741	604.268	-1.473
100	164	606.725	605.510	-1.215
100	165	606.000	604.503	-1.497
100	166	606.445	605.331	-1.114
100	167	604.902	603.926	-0.976
101	48	605.953	604.448	-1.505
101	49	604.930	603.028	-1.902
101	50	605.548	604.338	-1.210
101	51	607.470	606.551	-0.919
101	52	604.489	603.301	-1.188



13.16_FB_VinMin		
Test Site	Dallas	
Tester	ETS-364	
Test Number	EF5069	
Max Limit	616	mV
Min Limit	594	mV

krad(Si)	0	3	4	10	11	30	31	50	51	100	101
LL	594.000	594.000	594.000	594.000	594.000	594.000	594.000	594.000	594.000	594.000	594.000
Min	604.360	603.586	604.473	604.833	603.440	604.178	604.734	603.878	604.321	603.926	603.028
Average	605.743	605.357	605.935	605.707	604.976	605.408	605.953	605.097	606.487	604.708	604.333
Max	607.126	606.890	608.127	606.762	605.913	606.401	606.759	606.336	607.750	605.510	606.551
UL	616.000	616.000	616.000	616.000	616.000	616.000	616.000	616.000	616.000	616.000	616.000



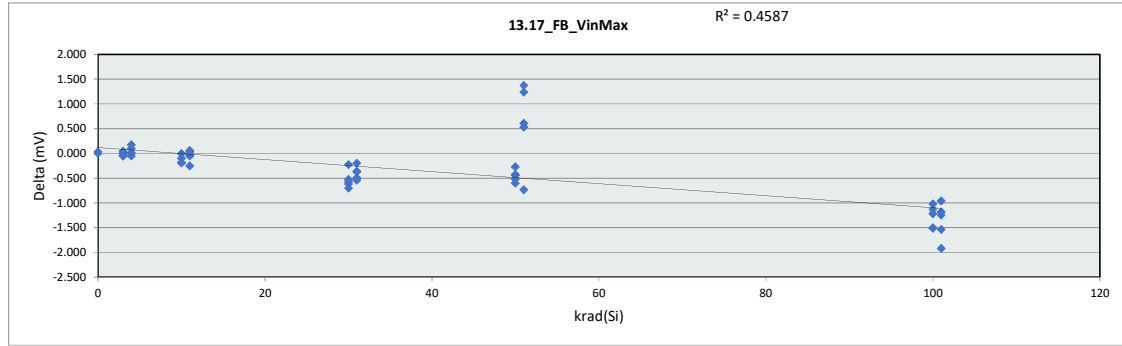
LDR Report
TPS7H1101A-SP

Max	608.177	608.127	1.413
Average	605.739	605.409	-0.330
Min	603.384	603.028	-1.902
Std Dev	1.019	1.197	0.634

LDR Report
TPS7H1101A-SP

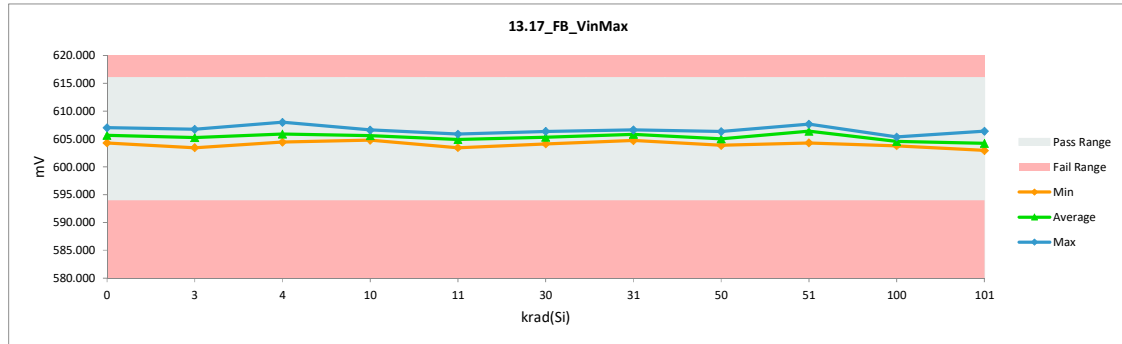
13.17_FB_VinMax		
Test Site	Dallas	Dallas
Tester	ETS-364	ETS-364
Test Number	EF5069	EF5069
Unit	mV	mV
Max Limit	616	616
Min Limit	594	594

krad(Si)	Serial #	Pre	Post	Delta
0	355	604.293	604.293	0.000
0	356	607.004	607.038	0.034
3	65	604.415	604.376	-0.039
3	66	606.787	606.733	-0.054
3	67	605.621	605.630	0.009
3	68	606.168	606.172	0.004
3	69	603.378	603.423	0.045
4	28	606.471	606.568	0.097
4	29	605.955	605.958	0.003
4	30	608.047	607.994	-0.053
4	31	604.421	604.427	0.006
4	32	604.338	604.510	0.172
10	70	605.951	605.948	-0.003
10	71	606.818	606.622	-0.196
10	72	605.128	605.123	-0.005
10	74	605.703	605.520	-0.183
10	75	604.894	604.795	-0.099
11	33	604.851	604.819	-0.032
11	34	605.917	605.664	-0.253
11	35	605.839	605.870	0.031
11	36	604.905	604.853	-0.052
11	37	603.366	603.422	0.056
30	76	604.749	604.133	-0.616
30	77	605.782	605.558	-0.224
30	78	605.735	605.209	-0.526
30	79	605.979	605.407	-0.572
30	80	607.083	606.381	-0.702
31	38	606.847	606.649	-0.198
31	39	606.468	605.926	-0.542
31	40	606.185	605.820	-0.365
31	41	605.076	604.705	-0.371
31	42	606.706	606.211	-0.495
50	158	604.116	603.843	-0.273
50	159	605.026	604.422	-0.604
50	160	606.750	606.321	-0.429
50	161	605.458	604.940	-0.518
50	162	606.051	605.607	-0.444
51	43	606.306	607.679	1.373
51	44	606.262	607.501	1.239
51	45	605.036	604.302	-0.734
51	46	604.830	605.439	0.609
51	47	606.488	607.019	0.531
100	163	605.607	604.094	-1.513
100	164	606.598	605.377	-1.221
100	165	605.940	604.437	-1.503
100	166	606.389	605.261	-1.128
100	167	604.786	603.763	-1.023
101	48	605.836	604.300	-1.536
101	49	604.856	602.933	-1.923
101	50	605.508	604.263	-1.245
101	51	607.344	606.384	-0.960
101	52	604.358	603.175	-1.183



13.17_FB_VinMax		
Test Site	Dallas	
Tester	ETS-364	
Test Number	EF5069	
Max Limit	616	mV
Min Limit	594	mV

krad(Si)	0	3	4	10	11	30	31	50	51	100	101
LL	594.000	594.000	594.000	594.000	594.000	594.000	594.000	594.000	594.000	594.000	594.000
Min	604.293	603.423	604.427	604.795	603.422	604.133	604.705	603.843	604.302	603.763	602.933
Average	605.666	605.267	605.891	605.602	604.926	605.338	605.862	605.027	606.388	604.586	604.211
Max	607.038	606.733	607.994	606.622	605.870	606.381	606.649	606.321	607.679	605.377	606.384
UL	616.000	616.000	616.000	616.000	616.000	616.000	616.000	616.000	616.000	616.000	616.000



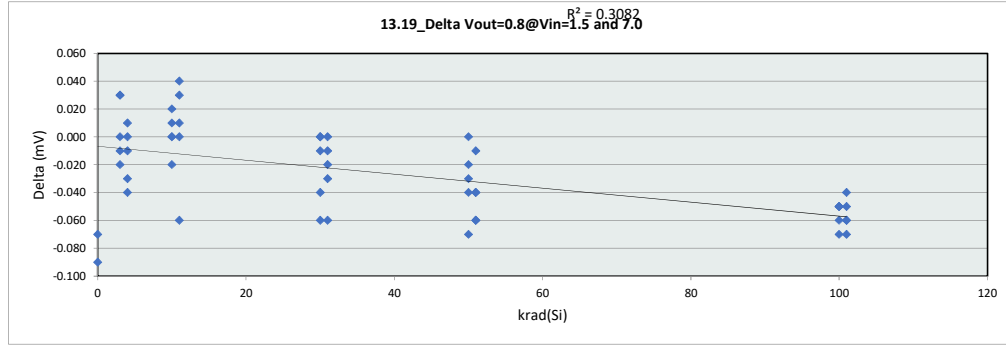
LDR Report
TPS7H1101A-SP

Max	608.047	607.994	1.373
Average	605.662	605.323	-0.339
Min	603.366	602.933	-1.923
Std Dev	1.005	1.186	0.636

LDR Report
TPS7H1101A-SP

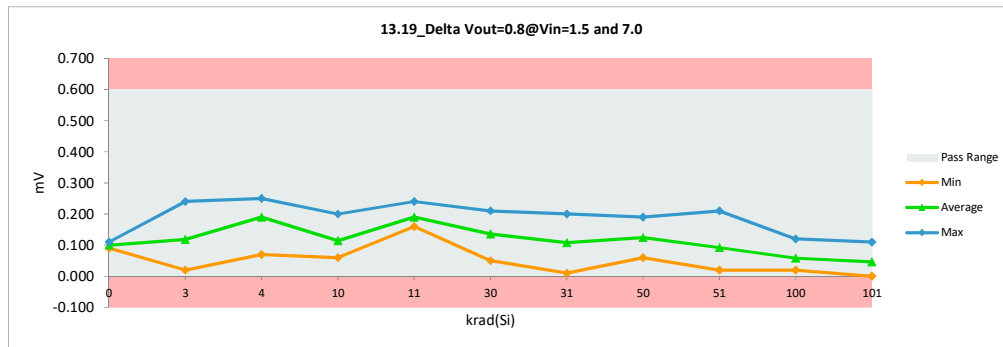
13.19_Delta Vout=0.8@Vin=1.5 a		
Test Site	Dallas	Dallas
Tester	ETS-364	ETS-364
Test Number	EF5069	EF5069
Unit	mV	mV
Max Limit	0.6	0.6
Min Limit	-0.000001	-0.000001

krad(Si)	Serial #	Pre	Post	Delta
0	355	0.200	0.110	-0.090
0	356	0.160	0.090	-0.070
3	65	0.210	0.240	0.030
3	66	0.030	0.020	-0.010
3	67	0.200	0.230	0.030
3	68	0.100	0.080	-0.020
3	69	0.020	0.020	0.000
4	28	0.200	0.200	0.000
4	29	0.290	0.250	-0.040
4	30	0.080	0.070	-0.010
4	31	0.210	0.180	-0.030
4	32	0.240	0.250	0.010
10	70	0.060	0.080	0.020
10	71	0.060	0.060	0.000
10	72	0.120	0.100	-0.020
10	74	0.130	0.130	0.000
10	75	0.190	0.200	0.010
11	33	0.220	0.160	-0.060
11	34	0.160	0.170	0.010
11	35	0.200	0.200	0.000
11	36	0.150	0.180	0.030
11	37	0.200	0.240	0.040
30	76	0.160	0.160	0.000
30	77	0.050	0.050	0.000
30	78	0.230	0.170	-0.060
30	79	0.130	0.090	-0.040
30	80	0.220	0.210	-0.010
31	38	0.140	0.080	-0.060
31	39	0.100	0.090	-0.010
31	40	0.160	0.160	0.000
31	41	0.220	0.200	-0.020
31	42	0.040	0.010	-0.030
50	158	0.200	0.160	-0.040
50	159	0.180	0.150	-0.030
50	160	0.190	0.190	0.000
50	161	0.130	0.060	-0.070
50	162	0.080	0.060	-0.020
51	43	0.190	0.130	-0.060
51	44	0.060	0.020	-0.040
51	45	0.220	0.210	-0.010
51	46	0.130	0.070	-0.060
51	47	0.070	0.030	-0.040
100	163	0.070	0.020	-0.050
100	164	0.080	0.030	-0.050
100	165	0.170	0.120	-0.050
100	166	0.170	0.100	-0.070
100	167	0.080	0.020	-0.060
101	48	0.070	0.000	-0.070
101	49	0.120	0.070	-0.050
101	50	0.170	0.110	-0.060
101	51	0.080	0.020	-0.060
101	52	0.070	0.030	-0.040



13.19_Delta Vout=0		
Test Site	Dallas	
Tester	ETS-364	
Test Number	EF5069	
Max Limit	0.6	mV
Min Limit	-1E-06	mV

krad(Si)	0	3	4	10	11	30	31	50	51	100	101
LL	0.000	0.000	0.000	0.000	0.000	0.000	0.000	0.000	0.000	0.000	0.000
Min	0.090	0.020	0.070	0.060	0.160	0.050	0.010	0.060	0.020	0.020	0.000
Average	0.100	0.118	0.190	0.114	0.190	0.136	0.108	0.124	0.092	0.058	0.046
Max	0.110	0.240	0.250	0.200	0.240	0.210	0.200	0.190	0.210	0.120	0.110
UL	0.600	0.600	0.600	0.600	0.600	0.600	0.600	0.600	0.600	0.600	0.600



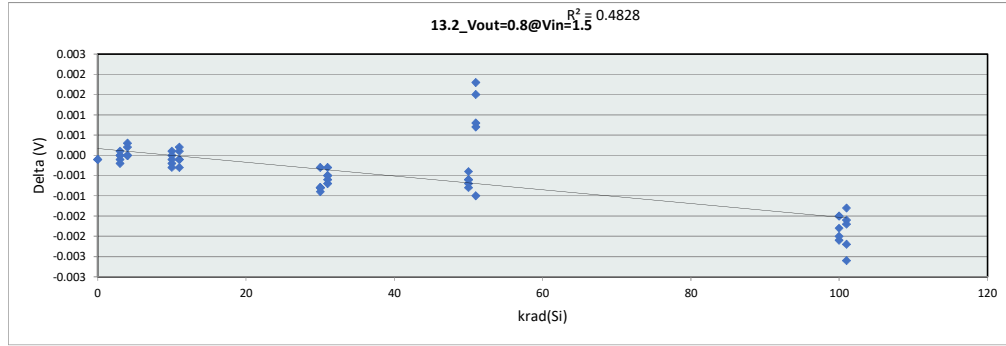
LDR Report
TPS7H1101A-SP

Max	0.290	0.250	0.040
Average	0.142	0.117	-0.026
Min	0.020	0.000	-0.090
Std Dev	0.065	0.075	0.032

LDR Report
TPS7H1101A-SP

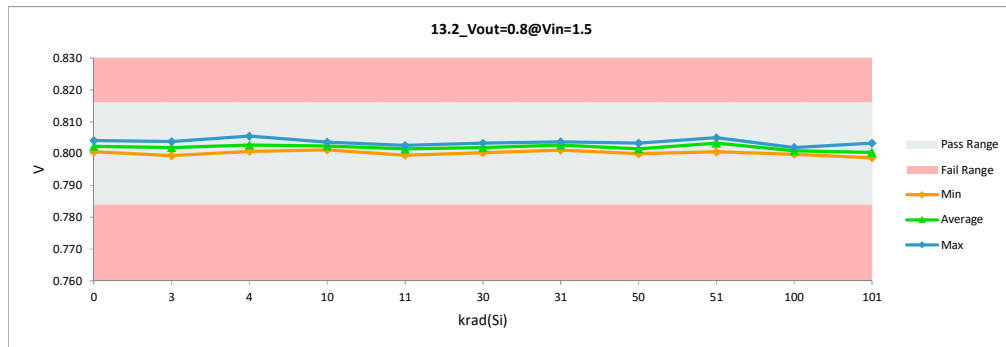
13.2_Vout=0.8@Vin=1.5		
Test Site	Dallas	Dallas
Tester	ETS-364	ETS-364
Test Number	EF5069	EF5069
Unit	V	V
Max Limit	0.816	0.816
Min Limit	0.784	0.784

krad(Si)	Serial #	Pre	Post	Delta
0	355	0.801	0.800	0.000
0	356	0.804	0.804	0.000
3	65	0.801	0.801	0.000
3	66	0.804	0.804	0.000
3	67	0.802	0.802	0.000
3	68	0.803	0.803	0.000
3	69	0.799	0.799	0.000
4	28	0.803	0.804	0.000
4	29	0.803	0.803	0.000
4	30	0.805	0.805	0.000
4	31	0.801	0.801	0.000
4	32	0.801	0.801	0.000
10	70	0.803	0.803	0.000
10	71	0.804	0.804	0.000
10	72	0.802	0.802	0.000
10	74	0.802	0.802	0.000
10	75	0.801	0.801	0.000
11	33	0.801	0.801	0.000
11	34	0.803	0.802	0.000
11	35	0.803	0.803	0.000
11	36	0.801	0.801	0.000
11	37	0.799	0.799	0.000
30	76	0.801	0.800	-0.001
30	77	0.803	0.802	0.000
30	78	0.803	0.802	-0.001
30	79	0.803	0.802	-0.001
30	80	0.804	0.803	-0.001
31	38	0.804	0.804	0.000
31	39	0.803	0.803	-0.001
31	40	0.803	0.803	0.000
31	41	0.802	0.801	0.000
31	42	0.804	0.803	-0.001
50	158	0.800	0.800	0.000
50	159	0.802	0.801	-0.001
50	160	0.804	0.803	-0.001
50	161	0.802	0.801	-0.001
50	162	0.803	0.802	-0.001
51	43	0.803	0.805	0.002
51	44	0.803	0.805	0.002
51	45	0.802	0.800	-0.001
51	46	0.801	0.802	0.001
51	47	0.803	0.804	0.001
100	163	0.802	0.800	-0.002
100	164	0.804	0.802	-0.002
100	165	0.803	0.801	-0.002
100	166	0.803	0.802	-0.002
100	167	0.801	0.800	-0.002
101	48	0.803	0.800	-0.002
101	49	0.801	0.799	-0.003
101	50	0.802	0.800	-0.002
101	51	0.805	0.803	-0.001
101	52	0.801	0.799	-0.002



13.2_Vout=0.8@Vin=1.5		
Test Site	Dallas	
Tester	ETS-364	
Test Number	EF5069	
Max Limit	0.816	V
Min Limit	0.784	V

krad(Si)	0	3	4	10	11	30	31	50	51	100	101
LL	0.784	0.784	0.784	0.784	0.784	0.784	0.784	0.784	0.784	0.784	0.784
Min	0.801	0.799	0.801	0.801	0.800	0.800	0.801	0.800	0.801	0.800	0.799
Average	0.802	0.802	0.803	0.802	0.801	0.802	0.803	0.802	0.803	0.801	0.800
Max	0.804	0.804	0.806	0.804	0.803	0.803	0.804	0.803	0.805	0.802	0.803
UL	0.816	0.816	0.816	0.816	0.816	0.816	0.816	0.816	0.816	0.816	0.816



LDR Report
TPS7H1101A-SP

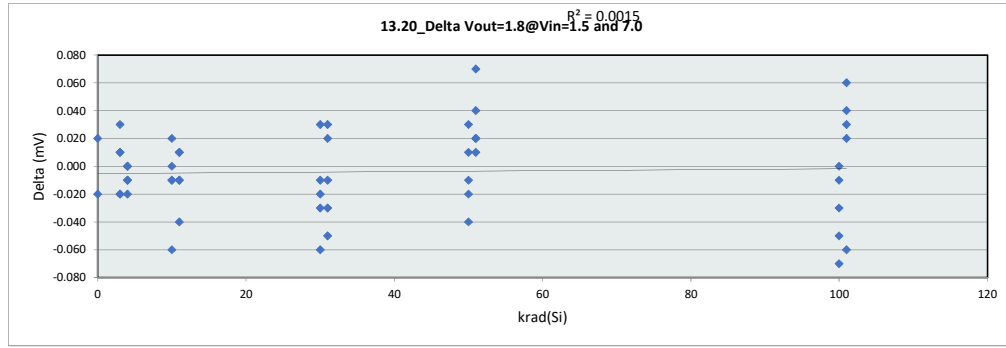
Max	0.805	0.805	0.002
Average	0.802	0.802	0.000
Min	0.799	0.799	-0.003
Std Dev	0.001	0.002	0.001

LDR Report
TPS7H1101A-SP

13.20_Delta Vout=1.8@Vin=1.5 a

Test Site	Dallas	Dallas
Tester	ETS-364	ETS-364
Test Number	EF5069	EF5069
Unit	mV	mV
Max Limit	0.6	0.6
Min Limit	-0.6	-0.6

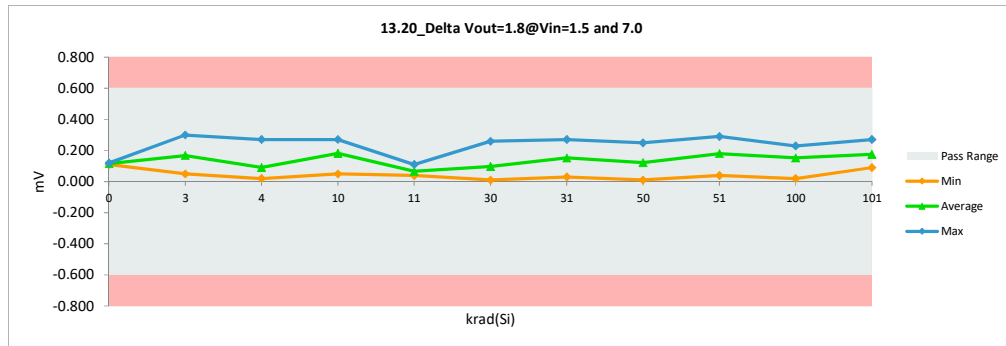
krad(Si)	Serial #	Pre	Post	Delta
0	355	0.100	0.120	0.020
0	356	0.130	0.110	-0.020
3	65	0.020	0.050	0.030
3	66	0.300	0.280	-0.020
3	67	0.020	0.000	-0.020
3	68	0.200	0.210	0.010
3	69	0.290	0.300	0.010
4	28	0.040	0.040	0.000
4	29	0.050	0.050	0.000
4	30	0.280	0.270	-0.010
4	31	0.090	0.080	-0.010
4	32	0.040	0.020	-0.020
10	70	0.270	0.260	-0.010
10	71	0.280	0.270	-0.010
10	72	0.170	0.190	0.020
10	74	0.200	0.140	-0.060
10	75	0.050	0.050	0.000
11	33	0.100	0.110	0.010
11	34	0.080	0.070	-0.010
11	35	0.030	0.040	0.010
11	36	0.150	0.110	-0.040
11	37	0.010	0.000	-0.010
30	76	0.100	0.040	-0.060
30	77	0.290	0.260	-0.030
30	78	0.010	0.040	0.030
30	79	0.160	0.140	-0.020
30	80	0.020	0.010	-0.010
31	38	0.200	0.220	0.020
31	39	0.210	0.160	-0.050
31	40	0.110	0.080	-0.030
31	41	0.000	0.030	0.030
31	42	0.280	0.270	-0.010
50	158	0.090	0.100	0.010
50	159	0.070	0.050	-0.020
50	160	0.020	0.010	-0.010
50	161	0.170	0.200	0.030
50	162	0.290	0.250	-0.040
51	43	0.020	0.090	0.070
51	44	0.270	0.290	0.020
51	45	0.030	0.040	0.010
51	46	0.180	0.200	0.020
51	47	0.240	0.280	0.040
100	163	0.260	0.230	-0.030
100	164	0.260	0.210	-0.050
100	165	0.070	0.070	0.000
100	166	0.090	0.020	-0.070
100	167	0.240	0.230	-0.010
101	48	0.200	0.230	0.030
101	49	0.100	0.120	0.020
101	50	0.050	0.090	0.040
101	51	0.210	0.270	0.060
101	52	0.230	0.170	-0.060



13.20_Delta Vout=

Test Site	Dallas
Tester	ETS-364
Test Number	EF5069
Max Limit	0.6 mV
Min Limit	-0.6 mV

krad(Si)	0	3	4	10	11	30	31	50	51	100	101
LL	-0.600	-0.600	-0.600	-0.600	-0.600	-0.600	-0.600	-0.600	-0.600	-0.600	-0.600
Min	0.110	0.050	0.020	0.050	0.040	0.010	0.030	0.010	0.040	0.020	0.090
Average	0.115	0.168	0.092	0.182	0.066	0.098	0.152	0.122	0.180	0.152	0.176
Max	0.120	0.300	0.270	0.270	0.110	0.260	0.270	0.250	0.290	0.230	0.270
UL	0.600	0.600	0.600	0.600	0.600	0.600	0.600	0.600	0.600	0.600	0.600



LDR Report
TPS7H1101A-SP

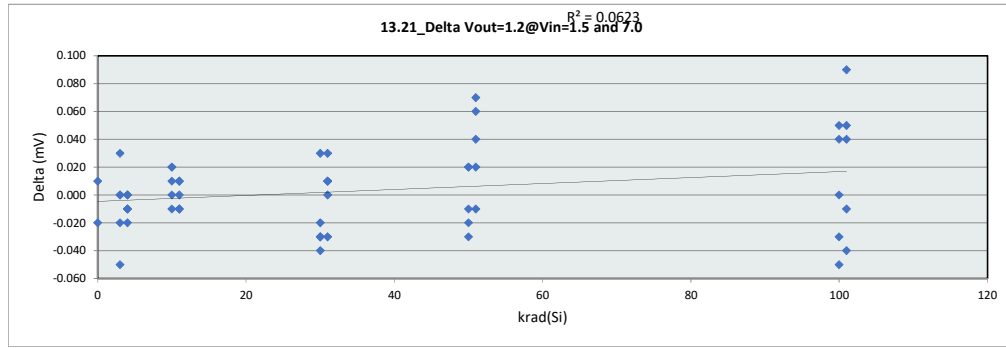
Max	0.300	0.300	0.070
Average	0.142	0.138	-0.004
Min	0.000	0.000	-0.070
Std Dev	0.098	0.096	0.031

LDR Report
TPS7H1101A-SP

13.21_Delta Vout=1.2@Vin=1.5 a

Test Site	Dallas	Dallas
Tester	ETS-364	ETS-364
Test Number	EF5069	EF5069
Unit	mV	mV
Max Limit	0.6	0.6
Min Limit	-0.6	-0.6

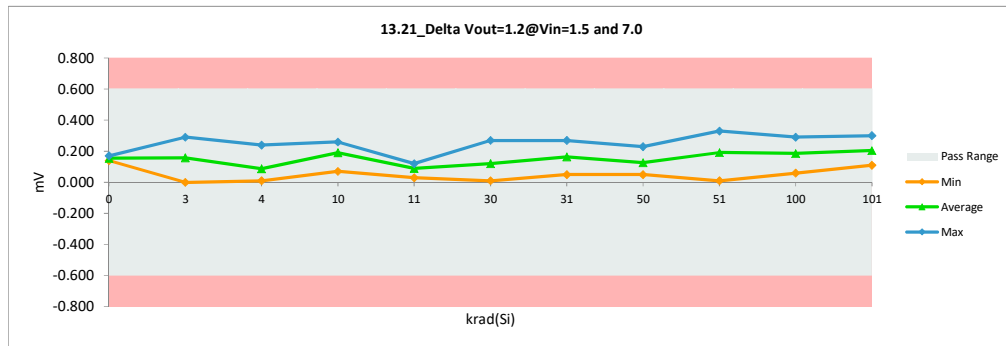
krad(Si)	Serial #	Pre	Post	Delta
0	355	0.130	0.140	0.010
0	356	0.190	0.170	-0.020
3	65	0.020	0.000	-0.020
3	66	0.300	0.250	-0.050
3	67	0.040	0.040	0.000
3	68	0.180	0.210	0.030
3	69	0.290	0.290	0.000
4	28	0.080	0.080	0.000
4	29	0.030	0.020	-0.010
4	30	0.260	0.240	-0.020
4	31	0.090	0.090	0.000
4	32	0.020	0.010	-0.010
10	70	0.250	0.260	0.010
10	71	0.240	0.260	0.020
10	72	0.190	0.210	0.020
10	74	0.160	0.150	-0.010
10	75	0.070	0.070	0.000
11	33	0.100	0.110	0.010
11	34	0.110	0.110	0.000
11	35	0.070	0.080	0.010
11	36	0.130	0.120	-0.010
11	37	0.040	0.030	-0.010
30	76	0.120	0.090	-0.030
30	77	0.290	0.270	-0.020
30	78	0.050	0.020	-0.030
30	79	0.180	0.210	0.030
30	80	0.050	0.010	-0.040
31	38	0.180	0.210	0.030
31	39	0.190	0.190	0.000
31	40	0.130	0.100	-0.030
31	41	0.040	0.050	0.010
31	42	0.260	0.270	0.010
50	158	0.070	0.090	0.020
50	159	0.090	0.060	-0.030
50	160	0.060	0.050	-0.010
50	161	0.180	0.200	0.020
50	162	0.250	0.230	-0.020
51	43	0.060	0.120	0.060
51	44	0.260	0.330	0.070
51	45	0.020	0.010	-0.010
51	46	0.200	0.220	0.020
51	47	0.240	0.280	0.040
100	163	0.230	0.270	0.040
100	164	0.220	0.190	-0.030
100	165	0.120	0.120	0.000
100	166	0.110	0.060	-0.050
100	167	0.240	0.290	0.050
101	48	0.220	0.270	0.050
101	49	0.150	0.140	-0.010
101	50	0.070	0.110	0.040
101	51	0.210	0.300	0.090
101	52	0.240	0.200	-0.040



13.21_Delta Vout=

Test Site	Dallas
Tester	ETS-364
Test Number	EF5069
Max Limit	0.6 mV
Min Limit	-0.6 mV

krad(Si)	0	3	4	10	11	30	31	50	51	100	101
LL	-0.600	-0.600	-0.600	-0.600	-0.600	-0.600	-0.600	-0.600	-0.600	-0.600	-0.600
Min	0.140	0.000	0.010	0.070	0.030	0.010	0.050	0.050	0.010	0.060	0.110
Average	0.155	0.158	0.088	0.190	0.090	0.120	0.164	0.126	0.192	0.186	0.204
Max	0.170	0.290	0.240	0.260	0.120	0.270	0.270	0.230	0.330	0.290	0.300
UL	0.600	0.600	0.600	0.600	0.600	0.600	0.600	0.600	0.600	0.600	0.600



LDR Report
TPS7H1101A-SP

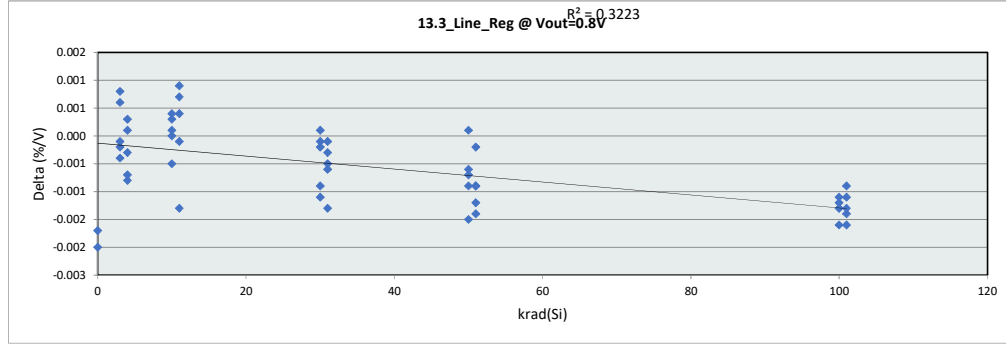
Max	0.300	0.330	0.090
Average	0.148	0.152	0.003
Min	0.020	0.000	-0.050
Std Dev	0.085	0.095	0.030

LDR Report
TPS7H1101A-SP

13.3 Line_Reg @ Vout=0.8V

Test Site	Dallas	Dallas
Tester	ETS-364	ETS-364
Test Number	EF5069	EF5069
Unit	%/V	%/V
Max Limit	0.07	0.07
Min Limit	-0.07	-0.07

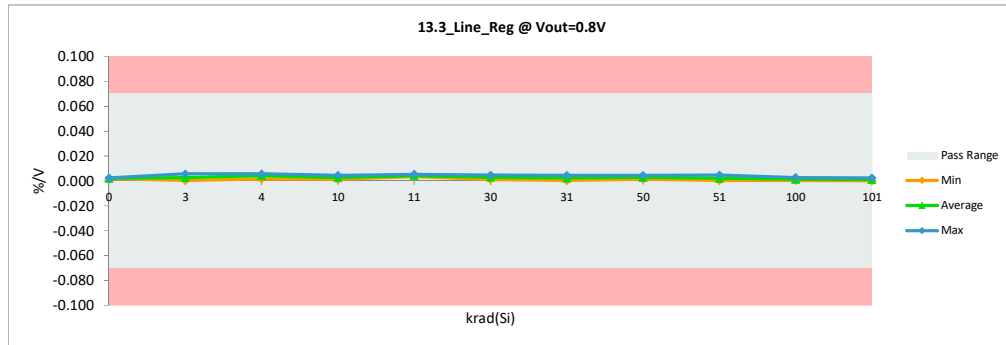
krad(Si)	Serial #	Pre	Post	Delta
0	355	0.004	0.002	-0.002
0	356	0.004	0.002	-0.002
3	65	0.005	0.006	0.001
3	66	0.001	0.001	0.000
3	67	0.005	0.005	0.001
3	68	0.002	0.002	0.000
3	69	0.001	0.000	0.000
4	28	0.004	0.005	0.000
4	29	0.007	0.006	-0.001
4	30	0.002	0.002	0.000
4	31	0.005	0.004	-0.001
4	32	0.005	0.006	0.000
10	70	0.001	0.002	0.000
10	71	0.001	0.001	0.000
10	72	0.003	0.002	0.000
10	74	0.003	0.003	0.000
10	75	0.004	0.005	0.000
11	33	0.005	0.004	-0.001
11	34	0.004	0.004	0.000
11	35	0.005	0.004	0.000
11	36	0.003	0.004	0.001
11	37	0.004	0.005	0.001
30	76	0.004	0.004	0.000
30	77	0.001	0.001	0.000
30	78	0.005	0.004	-0.001
30	79	0.003	0.002	-0.001
30	80	0.005	0.005	0.000
31	38	0.003	0.002	-0.001
31	39	0.002	0.002	0.000
31	40	0.004	0.004	0.000
31	41	0.005	0.004	-0.001
31	42	0.001	0.000	-0.001
50	158	0.005	0.004	-0.001
50	159	0.004	0.003	-0.001
50	160	0.004	0.004	0.000
50	161	0.003	0.001	-0.002
50	162	0.002	0.001	-0.001
51	43	0.004	0.003	-0.001
51	44	0.001	0.001	-0.001
51	45	0.005	0.005	0.000
51	46	0.003	0.002	-0.001
51	47	0.002	0.001	-0.001
100	163	0.002	0.001	-0.001
100	164	0.002	0.001	-0.001
100	165	0.004	0.003	-0.001
100	166	0.004	0.002	-0.002
100	167	0.002	0.000	-0.001
101	48	0.002	0.000	-0.002
101	49	0.003	0.002	-0.001
101	50	0.004	0.002	-0.001
101	51	0.002	0.001	-0.001
101	52	0.002	0.001	-0.001



13.3 Line_Reg @ Vout=0.8V

Test Site	Dallas
Tester	ETS-364
Test Number	EF5069
Max Limit	0.07 %/V
Min Limit	-0.07 %/V

krad(Si)	0	3	4	10	11	30	31	50	51	100	101
LL	-0.070	-0.070	-0.070	-0.070	-0.070	-0.070	-0.070	-0.070	-0.070	-0.070	-0.070
Min	0.002	0.000	0.002	0.001	0.004	0.001	0.000	0.001	0.001	0.000	0.000
Average	0.002	0.003	0.004	0.003	0.004	0.003	0.002	0.003	0.002	0.001	0.001
Max	0.003	0.006	0.006	0.005	0.005	0.005	0.005	0.004	0.005	0.003	0.003
UL	0.070	0.070	0.070	0.070	0.070	0.070	0.070	0.070	0.070	0.070	0.070



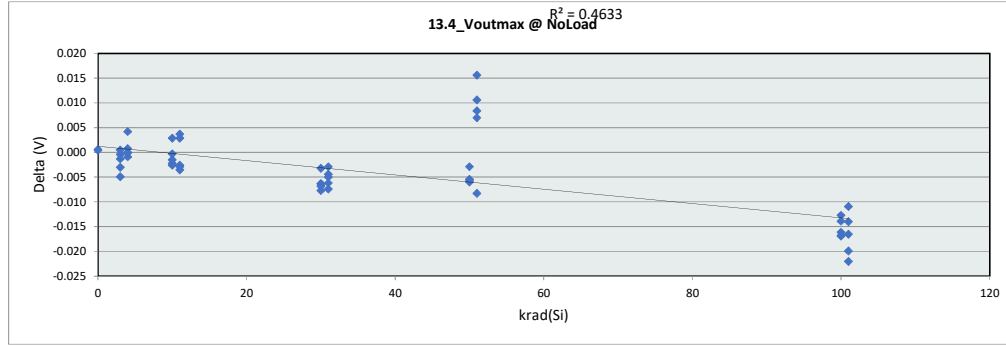
LDR Report
TPS7H1101A-SP

Max	0.007	0.006	0.001
Average	0.003	0.003	-0.001
Min	0.001	0.000	-0.002
Std Dev	0.001	0.002	0.001

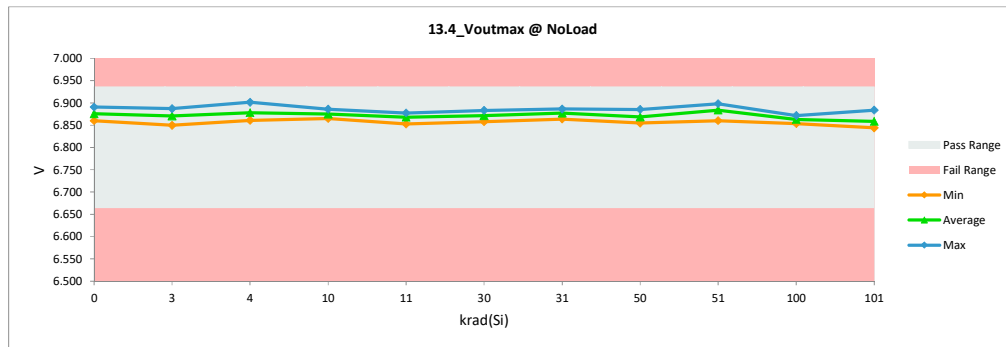
LDR Report
TPS7H1101A-SP

13.4_Voutmax @ NoLoad		
Test Site	Dallas	Dallas
Tester	ETS-364	ETS-364
Test Number	EF5069	EF5069
Unit	V	V
Max Limit	6.936	6.936
Min Limit	6.664	6.664

krad(Si)	Serial #	Pre	Post	Delta
0	355	6.859	6.860	0.001
0	356	6.890	6.891	0.000
3	65	6.862	6.861	-0.001
3	66	6.892	6.887	-0.005
3	67	6.878	6.875	-0.003
3	68	6.881	6.881	0.000
3	69	6.849	6.850	0.001
4	28	6.884	6.885	0.001
4	29	6.878	6.878	0.000
4	30	6.902	6.902	-0.001
4	31	6.861	6.861	0.000
4	32	6.860	6.864	0.004
10	70	6.879	6.879	0.000
10	71	6.889	6.886	-0.003
10	72	6.869	6.872	0.003
10	74	6.876	6.874	-0.002
10	75	6.867	6.865	-0.002
11	33	6.865	6.869	0.004
11	34	6.878	6.875	-0.003
11	35	6.880	6.877	-0.003
11	36	6.869	6.866	-0.004
11	37	6.850	6.852	0.003
30	76	6.865	6.858	-0.007
30	77	6.877	6.873	-0.003
30	78	6.876	6.869	-0.006
30	79	6.879	6.872	-0.006
30	80	6.891	6.883	-0.008
31	38	6.889	6.886	-0.003
31	39	6.885	6.878	-0.007
31	40	6.881	6.877	-0.004
31	41	6.869	6.864	-0.005
31	42	6.887	6.880	-0.006
50	158	6.858	6.855	-0.003
50	159	6.868	6.862	-0.006
50	160	6.891	6.885	-0.005
50	161	6.873	6.867	-0.006
50	162	6.880	6.875	-0.005
51	43	6.883	6.898	0.016
51	44	6.885	6.896	0.011
51	45	6.868	6.860	-0.008
51	46	6.866	6.874	0.008
51	47	6.885	6.892	0.007
100	163	6.874	6.857	-0.017
100	164	6.888	6.872	-0.016
100	165	6.878	6.862	-0.017
100	166	6.884	6.871	-0.013
100	167	6.868	6.854	-0.014
101	48	6.880	6.860	-0.020
101	49	6.866	6.844	-0.022
101	50	6.876	6.859	-0.016
101	51	6.894	6.884	-0.011
101	52	6.861	6.847	-0.014



13.4_Voutmax @ NoLoad											
Test Site	Dallas										
Tester	ETS-364										
Test Number	EF5069										
Max Limit	6.936	V									
Min Limit	6.664	V									
krad(Si)	0	3	4	10	11	30	31	50	51	100	101
LL	6.664	6.664	6.664	6.664	6.664	6.664	6.664	6.664	6.664	6.664	6.664
Min	6.860	6.850	6.861	6.865	6.853	6.858	6.864	6.855	6.860	6.854	6.844
Average	6.875	6.871	6.878	6.875	6.868	6.871	6.877	6.869	6.884	6.863	6.859
Max	6.891	6.887	6.902	6.886	6.877	6.883	6.886	6.885	6.899	6.872	6.884
UL	6.936	6.936	6.936	6.936	6.936	6.936	6.936	6.936	6.936	6.936	6.936



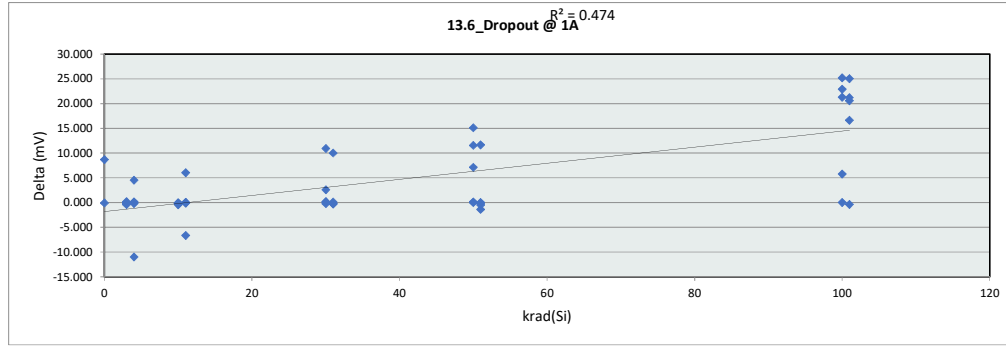
LDR Report
TPS7H1101A-SP

Max	6.902	6.902	0.016
Average	6.876	6.872	-0.004
Min	6.849	6.844	-0.022
Std Dev	0.012	0.013	0.008

LDR Report
TPS7H1101A-SP

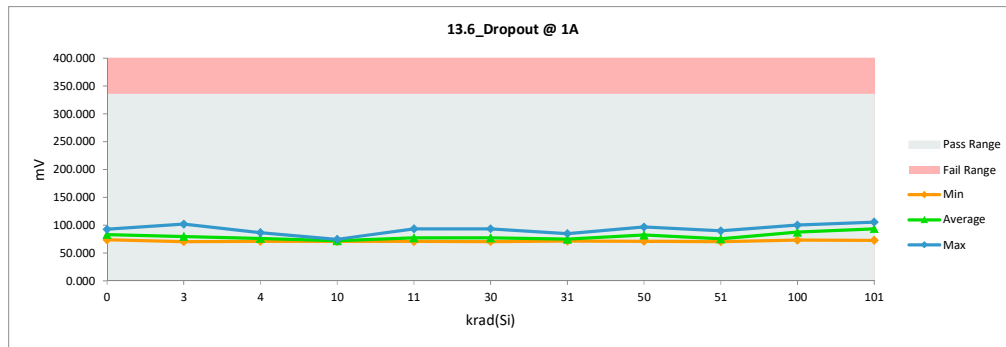
13.6 Dropout @ 1A		
Test Site	Dallas	Dallas
Tester	ETS-364	ETS-364
Test Number	EF5069	EF5069
Unit	mV	mV
Max Limit	335	335
Min Limit	1	1

krad(Si)	Serial #	Pre	Post	Delta
0	355	83.913	92.556	8.643
0	356	73.738	73.617	-0.121
3	65	83.657	83.835	0.178
3	66	70.656	70.541	-0.115
3	67	72.539	72.438	-0.101
3	68	70.729	70.612	-0.117
3	69	102.085	101.677	-0.408
4	28	71.468	71.579	0.111
4	29	73.954	73.885	-0.069
4	30	71.191	71.015	-0.176
4	31	81.938	86.461	4.523
4	32	88.863	77.861	-11.002
10	70	73.539	73.237	-0.302
10	71	70.784	70.613	-0.171
10	72	71.886	71.789	-0.097
10	74	71.064	70.989	-0.075
10	75	75.063	74.623	-0.440
11	33	71.523	71.506	-0.017
11	34	70.816	70.662	-0.154
11	35	72.584	72.630	0.046
11	36	71.231	77.238	6.007
11	37	100.025	93.366	-6.659
30	76	82.620	93.536	10.916
30	77	72.396	72.546	0.150
30	78	71.977	74.564	2.587
30	79	73.340	73.415	0.075
30	80	70.654	70.415	-0.239
31	38	71.847	71.493	-0.354
31	39	72.270	72.103	-0.167
31	40	73.406	73.167	-0.239
31	41	74.891	84.885	9.994
31	42	72.036	72.112	0.076
50	158	89.498	96.606	7.108
50	159	73.422	88.536	15.114
50	160	71.011	71.131	0.120
50	161	70.725	82.247	11.522
50	162	72.638	72.603	-0.035
51	43	70.399	70.258	-0.141
51	44	71.949	71.957	0.008
51	45	78.125	89.773	11.648
51	46	73.095	71.700	-1.395
51	47	73.415	72.937	-0.478
100	163	71.943	94.838	22.895
100	164	70.688	76.424	5.736
100	165	70.789	92.057	21.268
100	166	73.205	73.219	0.014
100	167	74.736	99.941	25.205
101	48	71.031	92.228	21.197
101	49	79.415	104.466	25.051
101	50	71.527	92.088	20.561
101	51	73.079	72.704	-0.375
101	52	89.035	105.643	16.608



13.6 Dropout @ 1A	
Test Site	Dallas
Tester	ETS-364
Test Number	EF5069
Max Limit	335 mV
Min Limit	1 mV

krad(Si)	0	3	4	10	11	30	31	50	51	100	101
LL	1.000	1.000	1.000	1.000	1.000	1.000	1.000	1.000	1.000	1.000	1.000
Min	73.617	70.541	71.015	70.613	70.662	70.415	71.493	71.131	70.258	73.219	72.704
Average	83.087	79.821	76.160	72.250	77.080	76.895	74.752	82.225	75.325	87.296	93.426
Max	92.556	101.677	86.461	74.623	93.366	93.536	84.885	96.606	89.773	99.941	105.643
UL	335.000	335.000	335.000	335.000	335.000	335.000	335.000	335.000	335.000	335.000	335.000



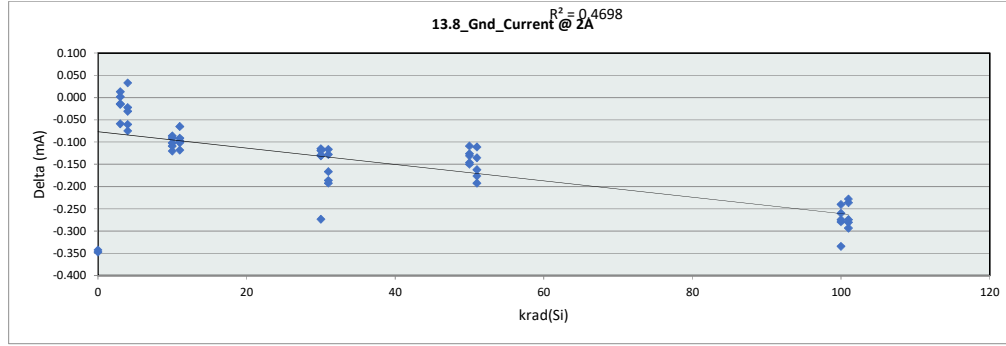
LDR Report
TPS7H1101A-SP

Max	102.085	105.643	25.205
Average	75.354	79.660	4.306
Min	70.399	70.258	-11.002
Std Dev	7.189	10.680	8.318

LDR Report
TPS7H1101A-SP

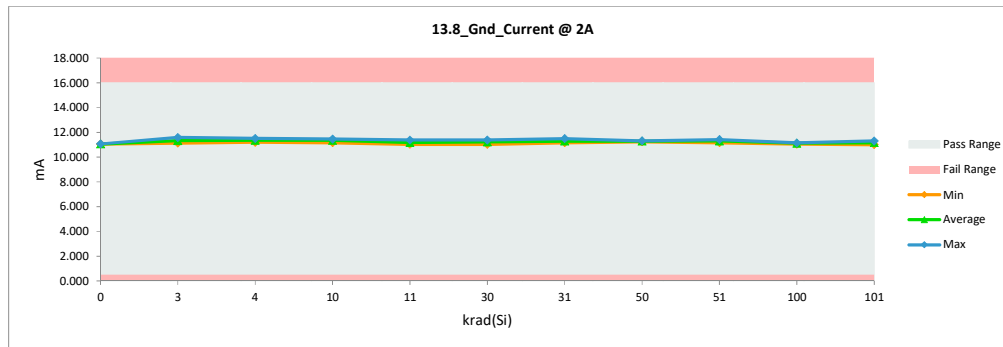
13.8_Gnd_Current @ 2A		
Test Site	Dallas	Dallas
Tester	ETS-364	ETS-364
Test Number	EF5069	EF5069
Unit	mA	mA
Max Limit	16	16
Min Limit	0.5	0.5

krad(Si)	Serial #	Pre	Post	Delta
0	355	11.388	11.046	-0.342
0	356	11.408	11.061	-0.347
3	65	11.142	11.127	-0.015
3	66	11.572	11.585	0.013
3	67	11.319	11.321	0.002
3	68	11.232	11.173	-0.059
3	69	11.473	11.459	-0.014
4	28	11.278	11.311	0.033
4	29	11.400	11.378	-0.022
4	30	11.582	11.507	-0.075
4	31	11.228	11.197	-0.031
4	32	11.406	11.346	-0.060
10	70	11.582	11.462	-0.120
10	71	11.534	11.432	-0.102
10	72	11.389	11.303	-0.086
10	74	11.428	11.337	-0.091
10	75	11.276	11.167	-0.109
11	33	11.128	11.063	-0.065
11	34	11.383	11.286	-0.097
11	35	11.248	11.147	-0.101
11	36	11.468	11.377	-0.091
11	37	11.142	11.024	-0.118
30	76	11.397	11.266	-0.131
30	77	11.138	11.019	-0.119
30	78	11.513	11.384	-0.129
30	79	11.466	11.351	-0.115
30	80	11.351	11.078	-0.273
31	38	11.344	11.158	-0.186
31	39	11.649	11.483	-0.166
31	40	11.403	11.211	-0.192
31	41	11.397	11.269	-0.128
31	42	11.419	11.303	-0.116
50	158	11.440	11.314	-0.126
50	159	11.382	11.236	-0.146
50	160	11.457	11.307	-0.150
50	161	11.407	11.276	-0.131
50	162	11.416	11.307	-0.109
51	43	11.506	11.344	-0.162
51	44	11.350	11.158	-0.192
51	45	11.421	11.245	-0.176
51	46	11.447	11.312	-0.135
51	47	11.522	11.411	-0.111
100	163	11.380	11.120	-0.260
100	164	11.368	11.034	-0.334
100	165	11.418	11.144	-0.274
100	166	11.427	11.148	-0.279
100	167	11.333	11.093	-0.240
101	48	11.395	11.115	-0.280
101	49	11.283	11.009	-0.274
101	50	11.372	11.136	-0.236
101	51	11.591	11.298	-0.293
101	52	11.438	11.210	-0.228



13.8_Gnd_Current @ 2A		
Test Site	Dallas	
Tester	ETS-364	
Test Number	EF5069	
Max Limit	16	mA
Min Limit	0.5	mA

krad(Si)	0	3	4	10	11	30	31	50	51	100	101
LL	0.500	0.500	0.500	0.500	0.500	0.500	0.500	0.500	0.500	0.500	0.500
Min	11.046	11.127	11.197	11.167	11.024	11.019	11.158	11.236	11.158	11.034	11.009
Average	11.054	11.333	11.348	11.340	11.179	11.220	11.285	11.288	11.294	11.108	11.154
Max	11.061	11.585	11.507	11.462	11.377	11.384	11.483	11.314	11.411	11.148	11.298
UL	16.000	16.000	16.000	16.000	16.000	16.000	16.000	16.000	16.000	16.000	16.000



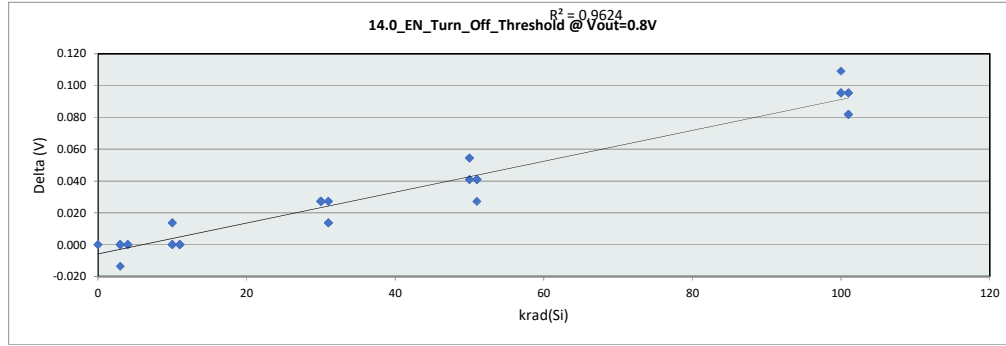
LDR Report
TPS7H1101A-SP

Max	11.649	11.585	0.033
Average	11.393	11.247	-0.146
Min	11.128	11.009	-0.347
Std Dev	0.117	0.141	0.095

LDR Report
TPS7H1101A-SP

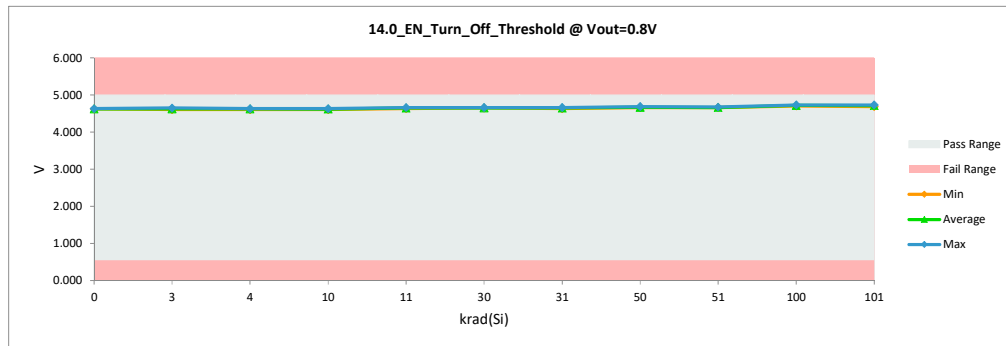
14.0_EN_Turn_Off_Threshold @		
Test Site	Dallas	Dallas
Tester	ETS-364	ETS-364
Test Number	EF5069	EF5069
Unit	V	V
Max Limit	5	5
Min Limit	0.55	0.55

krad(Si)	Serial #	Pre	Post	Delta
0	355	4.633	4.633	0.000
0	356	4.620	4.620	0.000
3	65	4.647	4.633	-0.014
3	66	4.606	4.606	0.000
3	67	4.620	4.620	0.000
3	68	4.647	4.647	0.000
3	69	4.620	4.620	0.000
4	28	4.633	4.633	0.000
4	29	4.620	4.620	0.000
4	30	4.606	4.606	0.000
4	31	4.633	4.633	0.000
4	32	4.633	4.633	0.000
10	70	4.620	4.620	0.000
10	71	4.606	4.606	0.000
10	72	4.620	4.620	0.000
10	74	4.606	4.620	0.014
10	75	4.620	4.633	0.014
11	33	4.633	4.633	0.000
11	34	4.633	4.633	0.000
11	35	4.647	4.647	0.000
11	36	4.647	4.647	0.000
11	37	4.661	4.661	0.000
30	76	4.633	4.661	0.027
30	77	4.620	4.647	0.027
30	78	4.620	4.647	0.027
30	79	4.620	4.647	0.027
30	80	4.633	4.661	0.027
31	38	4.647	4.661	0.014
31	39	4.606	4.633	0.027
31	40	4.633	4.661	0.027
31	41	4.620	4.633	0.014
31	42	4.620	4.633	0.014
50	158	4.620	4.661	0.041
50	159	4.606	4.661	0.055
50	160	4.620	4.661	0.041
50	161	4.633	4.688	0.055
50	162	4.633	4.674	0.041
51	43	4.620	4.661	0.041
51	44	4.633	4.661	0.027
51	45	4.633	4.674	0.041
51	46	4.620	4.661	0.041
51	47	4.620	4.661	0.041
100	163	4.606	4.715	0.109
100	164	4.633	4.729	0.095
100	165	4.620	4.715	0.095
100	166	4.606	4.701	0.095
100	167	4.633	4.729	0.095
101	48	4.633	4.715	0.082
101	49	4.647	4.729	0.082
101	50	4.620	4.715	0.095
101	51	4.606	4.688	0.082
101	52	4.620	4.715	0.095



14.0_EN_Turn_Off	
Test Site	Dallas
Tester	ETS-364
Test Number	EF5069
Max Limit	5 V
Min Limit	0.55 V

krad(Si)	0	3	4	10	11	30	31	50	51	100	101
LL	0.550	0.550	0.550	0.550	0.550	0.550	0.550	0.550	0.550	0.550	0.550
Min	4.620	4.606	4.606	4.606	4.633	4.647	4.633	4.661	4.661	4.701	4.688
Average	4.626	4.625	4.625	4.620	4.644	4.652	4.644	4.669	4.663	4.718	4.712
Max	4.633	4.647	4.633	4.633	4.661	4.661	4.661	4.688	4.674	4.729	4.729
UL	5.000	5.000	5.000	5.000	5.000	5.000	5.000	5.000	5.000	5.000	5.000



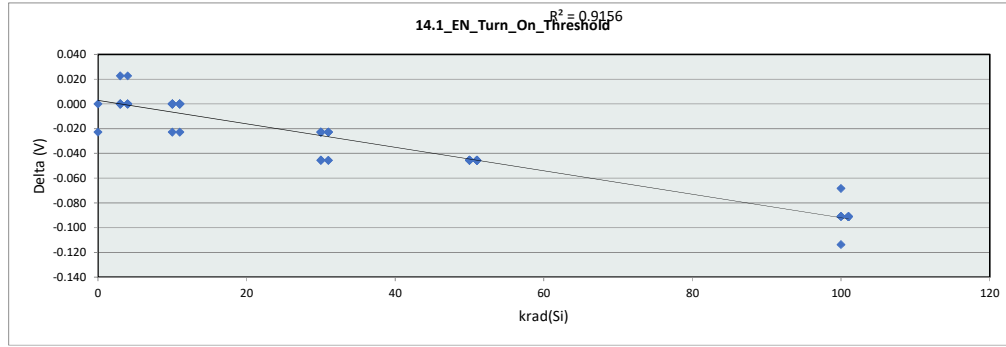
LDR Report
TPS7H1101A-SP

Max	4.661	4.729	0.109
Average	4.625	4.656	0.031
Min	4.606	4.606	-0.014
Std Dev	0.013	0.035	0.035

LDR Report
TPS7H1101A-SP

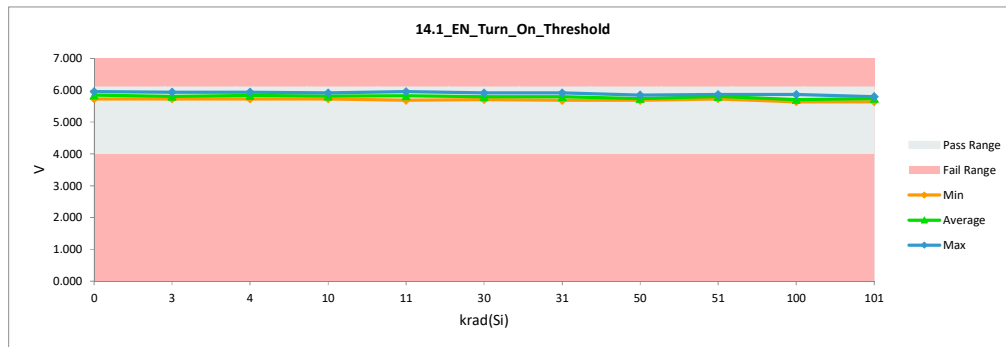
14.1_EN_Turn_On_Threshold		
Test Site	Dallas	Dallas
Tester	ETS-364	ETS-364
Test Number	EF5069	EF5069
Unit	V	V
Max Limit	6.1	6.1
Min Limit	4	4

krad(Si)	Serial #	Pre	Post	Delta
0	355	5.754	5.731	-0.023
0	356	5.958	5.958	0.000
3	65	5.936	5.936	0.000
3	66	5.777	5.777	0.000
3	67	5.731	5.731	0.000
3	68	5.890	5.890	0.000
3	69	5.708	5.731	0.023
4	28	5.822	5.822	0.000
4	29	5.936	5.936	0.000
4	30	5.754	5.777	0.023
4	31	5.913	5.913	0.000
4	32	5.731	5.731	0.000
10	70	5.777	5.777	0.000
10	71	5.845	5.845	0.000
10	72	5.731	5.731	0.000
10	74	5.822	5.822	0.000
10	75	5.936	5.913	-0.023
11	33	5.868	5.845	-0.023
11	34	5.708	5.708	0.000
11	35	5.913	5.913	0.000
11	36	5.686	5.686	0.000
11	37	5.958	5.958	0.000
30	76	5.799	5.754	-0.046
30	77	5.936	5.913	-0.023
30	78	5.754	5.708	-0.046
30	79	5.777	5.754	-0.023
30	80	5.845	5.822	-0.023
31	38	5.868	5.845	-0.023
31	39	5.754	5.731	-0.023
31	40	5.845	5.799	-0.046
31	41	5.708	5.686	-0.023
31	42	5.958	5.913	-0.046
50	158	5.754	5.708	-0.046
50	159	5.754	5.708	-0.046
50	160	5.890	5.845	-0.046
50	161	5.799	5.754	-0.046
50	162	5.731	5.686	-0.046
51	43	5.868	5.822	-0.046
51	44	5.913	5.868	-0.046
51	45	5.845	5.799	-0.046
51	46	5.845	5.799	-0.046
51	47	5.777	5.731	-0.046
100	163	5.708	5.640	-0.068
100	164	5.754	5.663	-0.091
100	165	5.754	5.663	-0.091
100	166	5.981	5.868	-0.114
100	167	5.799	5.708	-0.091
101	48	5.822	5.731	-0.091
101	49	5.868	5.777	-0.091
101	50	5.890	5.799	-0.091
101	51	5.845	5.754	-0.091
101	52	5.731	5.640	-0.091



14.1_EN_Turn_On		
Test Site	Dallas	
Tester	ETS-364	
Test Number	EF5069	
Max Limit	6.1	V
Min Limit	4	V

krad(Si)	0	3	4	10	11	30	31	50	51	100	101
LL	4.000	4.000	4.000	4.000	4.000	4.000	4.000	4.000	4.000	4.000	4.000
Min	5.731	5.731	5.731	5.731	5.686	5.708	5.686	5.686	5.731	5.640	5.640
Average	5.845	5.813	5.836	5.818	5.822	5.790	5.795	5.740	5.804	5.708	5.740
Max	5.959	5.936	5.936	5.913	5.959	5.913	5.913	5.845	5.868	5.868	5.799
UL	6.100	6.100	6.100	6.100	6.100	6.100	6.100	6.100	6.100	6.100	6.100



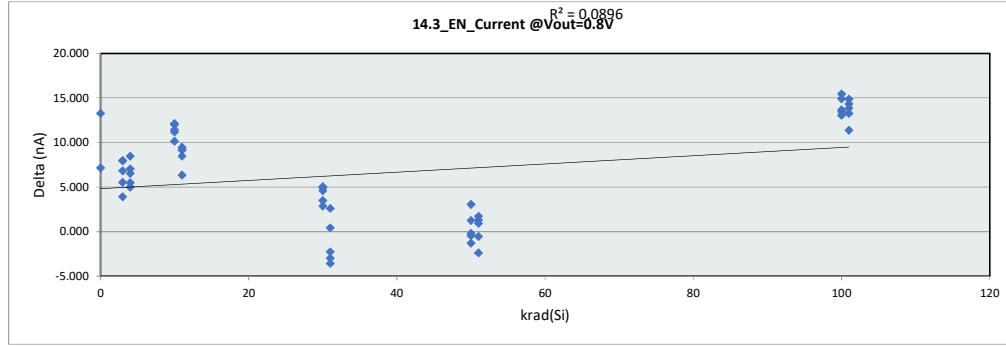
LDR Report
TPS7H1101A-SP

Max	5.981	5.958	0.023
Average	5.822	5.789	-0.033
Min	5.686	5.640	-0.114
Std Dev	0.082	0.087	0.035

LDR Report
TPS7H1101A-SP

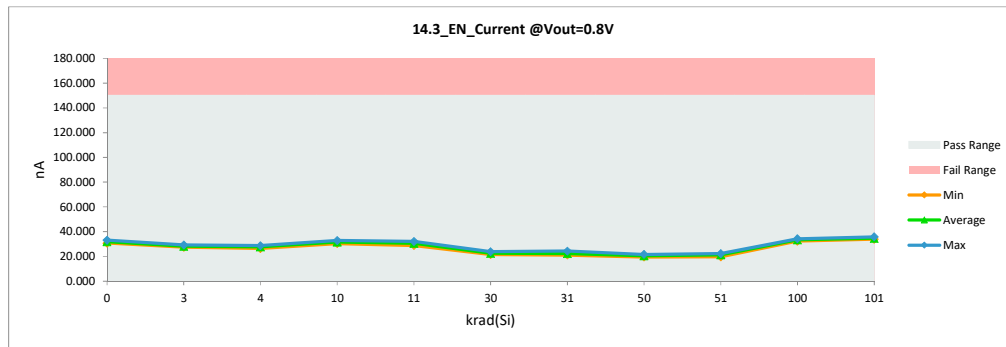
14.3_EN_Current@Vout=0.8V		
Test Site	Dallas	Dallas
Tester	ETS-364	ETS-364
Test Number	EF5069	EF5069
Unit	nA	nA
Max Limit	150	150
Min Limit	0.001	0.001

krad(Si)	Serial #	Pre	Post	Delta
0	355	19.981	33.248	13.267
0	356	23.603	30.758	7.155
3	65	21.434	29.367	7.933
3	66	22.440	27.960	5.520
3	67	23.548	27.457	3.909
3	68	20.641	28.605	7.964
3	69	20.743	27.568	6.825
4	28	20.279	28.738	8.459
4	29	19.274	26.310	7.036
4	30	22.817	27.819	5.002
4	31	21.151	27.662	6.511
4	32	22.322	27.811	5.489
10	70	22.087	32.227	10.140
10	71	20.704	32.832	12.128
10	72	19.030	30.443	11.413
10	74	19.666	31.653	11.987
10	75	19.910	31.088	11.178
11	33	20.020	29.461	9.441
11	34	22.220	30.679	8.459
11	35	22.330	31.481	9.151
11	36	23.053	32.196	9.143
11	37	22.542	28.864	6.322
30	76	18.857	23.898	5.041
30	77	17.231	21.808	4.577
30	78	18.747	23.662	4.915
30	79	18.040	21.517	3.477
30	80	19.109	21.965	2.856
31	38	23.595	21.321	-2.274
31	39	24.153	21.179	-2.974
31	40	25.167	21.588	-3.579
31	41	21.733	24.330	2.597
31	42	21.843	22.272	0.429
50	158	18.621	21.667	3.046
50	159	19.651	20.889	1.238
50	160	20.020	19.553	-0.467
50	161	20.091	19.891	-0.200
50	162	21.654	20.354	-1.300
51	43	21.914	21.376	-0.538
51	44	20.413	21.698	1.285
51	45	22.055	19.647	-2.408
51	46	21.364	22.287	0.923
51	47	19.399	21.117	1.718
100	163	19.918	32.966	13.048
100	164	17.993	33.429	15.436
100	165	19.006	32.439	13.433
100	166	19.706	33.358	13.652
100	167	19.478	34.372	14.894
101	48	21.489	35.810	14.321
101	49	20.829	34.671	13.842
101	50	19.847	34.710	14.863
101	51	22.652	34.018	11.366
101	52	20.790	34.058	13.268



14.3_EN_Current @		
Test Site	Dallas	
Tester	ETS-364	
Test Number	EF5069	
Max Limit	150	nA
Min Limit	0.001	nA

krad(Si)	0	3	4	10	11	30	31	50	51	100	101
LL	0.001	0.001	0.001	0.001	0.001	0.001	0.001	0.001	0.001	0.001	0.001
Min	30.758	27.457	26.310	30.443	28.864	21.517	21.179	19.553	19.647	32.439	34.018
Average	32.003	28.191	27.668	31.649	30.536	22.570	22.138	20.471	21.225	33.313	34.653
Max	33.248	29.367	28.738	32.832	32.196	23.898	24.330	21.667	22.287	34.372	35.810
UL	150.000	150.000	150.000	150.000	150.000	150.000	150.000	150.000	150.000	150.000	150.000



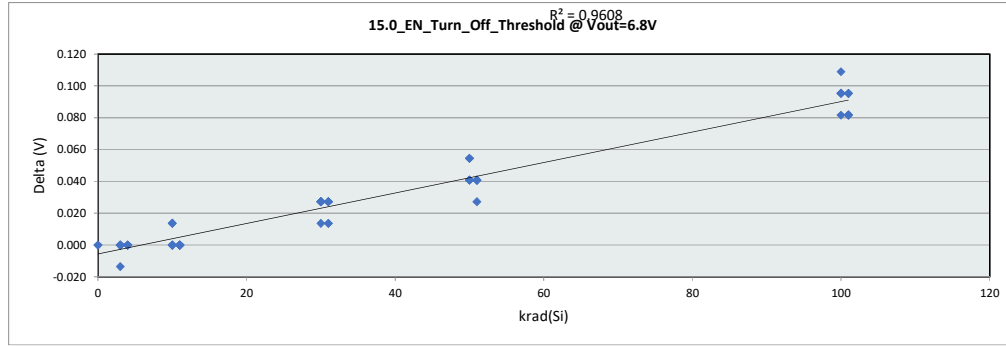
LDR Report
TPS7H1101A-SP

Max	25.167	35.810	15.436
Average	20.868	27.425	6.556
Min	17.231	19.553	-3.579
Std Dev	1.727	5.147	5.450

LDR Report
TPS7H1101A-SP

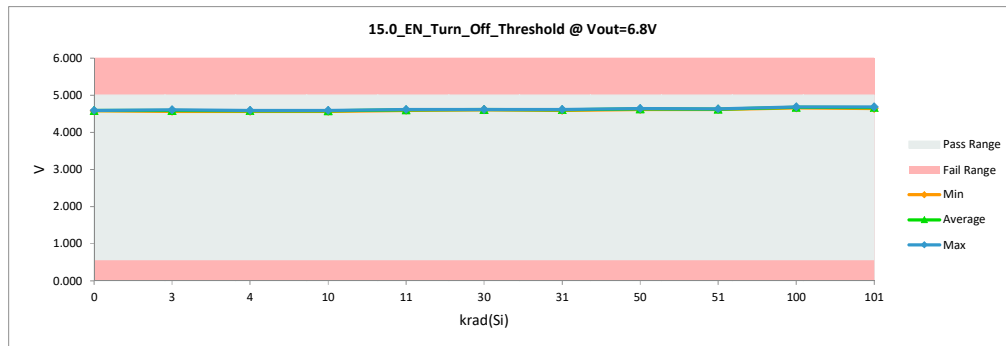
15.0_EN_Turn_Off_Threshold @		
Test Site	Dallas	Dallas
Tester	ETS-364	ETS-364
Test Number	EF5069	EF5069
Unit	V	V
Max Limit	5	5
Min Limit	0.55	0.55

krad(Si)	Serial #	Pre	Post	Delta
0	355	4.592	4.592	0.000
0	356	4.579	4.579	0.000
3	65	4.606	4.606	0.000
3	66	4.565	4.565	0.000
3	67	4.592	4.579	-0.014
3	68	4.606	4.606	0.000
3	69	4.579	4.579	0.000
4	28	4.592	4.592	0.000
4	29	4.579	4.579	0.000
4	30	4.565	4.565	0.000
4	31	4.592	4.592	0.000
4	32	4.592	4.592	0.000
10	70	4.579	4.579	0.000
10	71	4.565	4.565	0.000
10	72	4.579	4.579	0.000
10	74	4.565	4.579	0.014
10	75	4.579	4.592	0.014
11	33	4.592	4.592	0.000
11	34	4.592	4.592	0.000
11	35	4.606	4.606	0.000
11	36	4.606	4.606	0.000
11	37	4.620	4.620	0.000
30	76	4.592	4.620	0.027
30	77	4.592	4.606	0.014
30	78	4.579	4.606	0.027
30	79	4.579	4.606	0.027
30	80	4.592	4.620	0.027
31	38	4.606	4.620	0.014
31	39	4.565	4.592	0.027
31	40	4.592	4.620	0.027
31	41	4.579	4.606	0.027
31	42	4.579	4.592	0.014
50	158	4.579	4.620	0.041
50	159	4.565	4.620	0.054
50	160	4.579	4.620	0.041
50	161	4.592	4.647	0.055
50	162	4.592	4.633	0.041
51	43	4.579	4.620	0.041
51	44	4.592	4.620	0.027
51	45	4.592	4.633	0.041
51	46	4.579	4.620	0.041
51	47	4.579	4.620	0.041
100	163	4.565	4.674	0.109
100	164	4.592	4.688	0.095
100	165	4.579	4.674	0.095
100	166	4.579	4.661	0.082
100	167	4.592	4.688	0.095
101	48	4.592	4.674	0.082
101	49	4.606	4.688	0.082
101	50	4.579	4.674	0.095
101	51	4.565	4.647	0.082
101	52	4.579	4.674	0.095



15.0_EN_Turn_Off	
Test Site	Dallas
Tester	ETS-364
Test Number	EF5069
Max Limit	5 V
Min Limit	0.55 V

krad(Si)	0	3	4	10	11	30	31	50	51	100	101
LL	0.550	0.550	0.550	0.550	0.550	0.550	0.550	0.550	0.550	0.550	0.550
Min	4.579	4.565	4.565	4.565	4.592	4.606	4.592	4.620	4.620	4.661	4.647
Average	4.586	4.587	4.584	4.579	4.603	4.611	4.606	4.628	4.622	4.677	4.671
Max	4.592	4.606	4.592	4.592	4.620	4.620	4.620	4.647	4.633	4.688	4.688
UL	5.000	5.000	5.000	5.000	5.000	5.000	5.000	5.000	5.000	5.000	5.000



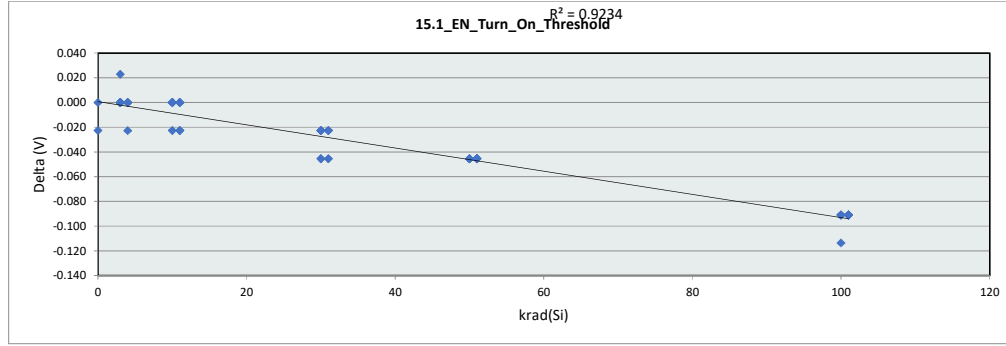
LDR Report
TPS7H1101A-SP

Max	4.620	4.688	0.109
Average	4.585	4.616	0.030
Min	4.565	4.565	-0.014
Std Dev	0.013	0.034	0.035

LDR Report
TPS7H1101A-SP

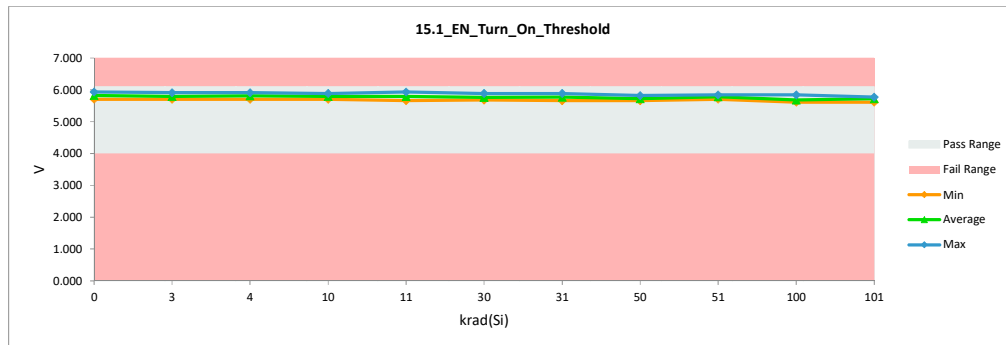
15.1_EN_Turn_On_Threshold		
Test Site	Dallas	Dallas
Tester	ETS-364	ETS-364
Test Number	EF5069	EF5069
Unit	V	V
Max Limit	6.1	6.1
Min Limit	4	4

krad(Si)	Serial #	Pre	Post	Delta
0	355	5.731	5.708	-0.023
0	356	5.936	5.936	0.000
3	65	5.913	5.913	0.000
3	66	5.754	5.754	0.000
3	67	5.708	5.708	0.000
3	68	5.868	5.868	0.000
3	69	5.686	5.708	0.023
4	28	5.822	5.799	-0.023
4	29	5.913	5.913	0.000
4	30	5.754	5.754	0.000
4	31	5.890	5.890	0.000
4	32	5.708	5.708	0.000
10	70	5.754	5.754	0.000
10	71	5.822	5.822	0.000
10	72	5.708	5.708	0.000
10	74	5.799	5.799	0.000
10	75	5.913	5.890	-0.023
11	33	5.845	5.822	-0.023
11	34	5.686	5.686	0.000
11	35	5.913	5.890	-0.023
11	36	5.663	5.663	0.000
11	37	5.936	5.936	0.000
30	76	5.777	5.731	-0.045
30	77	5.913	5.890	-0.023
30	78	5.731	5.686	-0.045
30	79	5.754	5.731	-0.023
30	80	5.822	5.799	-0.023
31	38	5.845	5.822	-0.023
31	39	5.731	5.708	-0.023
31	40	5.822	5.777	-0.045
31	41	5.686	5.663	-0.023
31	42	5.936	5.890	-0.045
50	158	5.731	5.686	-0.045
50	159	5.731	5.686	-0.045
50	160	5.868	5.822	-0.045
50	161	5.777	5.731	-0.045
50	162	5.708	5.663	-0.045
51	43	5.845	5.799	-0.045
51	44	5.890	5.845	-0.045
51	45	5.822	5.777	-0.045
51	46	5.822	5.777	-0.045
51	47	5.754	5.708	-0.045
100	163	5.708	5.617	-0.091
100	164	5.731	5.640	-0.091
100	165	5.731	5.640	-0.091
100	166	5.958	5.845	-0.114
100	167	5.777	5.686	-0.091
101	48	5.799	5.708	-0.091
101	49	5.845	5.754	-0.091
101	50	5.868	5.777	-0.091
101	51	5.822	5.731	-0.091
101	52	5.708	5.617	-0.091



15.1_EN_Turn_On		
Test Site	Dallas	
Tester	ETS-364	
Test Number	EF5069	
Max Limit	6.1	V
Min Limit	4	V

krad(Si)	0	3	4	10	11	30	31	50	51	100	101
LL	4.000	4.000	4.000	4.000	4.000	4.000	4.000	4.000	4.000	4.000	4.000
Min	5.708	5.708	5.708	5.708	5.663	5.686	5.663	5.663	5.708	5.617	5.617
Average	5.822	5.790	5.813	5.795	5.799	5.767	5.772	5.717	5.781	5.686	5.717
Max	5.936	5.913	5.913	5.890	5.936	5.890	5.890	5.822	5.845	5.845	5.777
UL	6.100	6.100	6.100	6.100	6.100	6.100	6.100	6.100	6.100	6.100	6.100



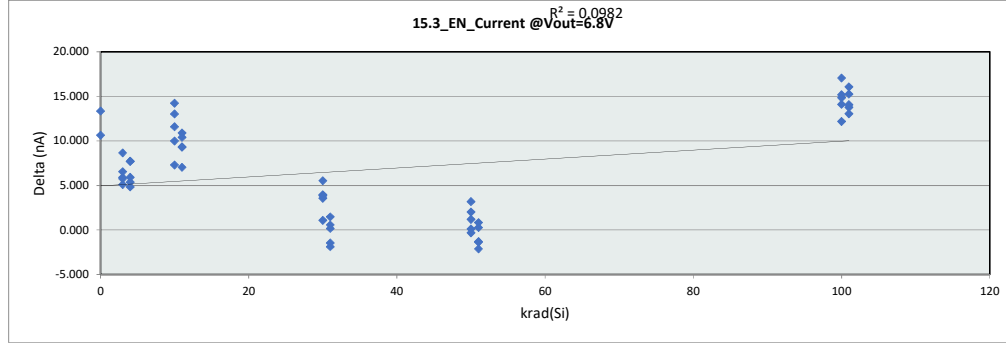
LDR Report
TPS7H1101A-SP

Max	5.958	5.936	0.023
Average	5.801	5.766	-0.035
Min	5.663	5.617	-0.114
Std Dev	0.082	0.087	0.034

LDR Report
TPS7H1101A-SP

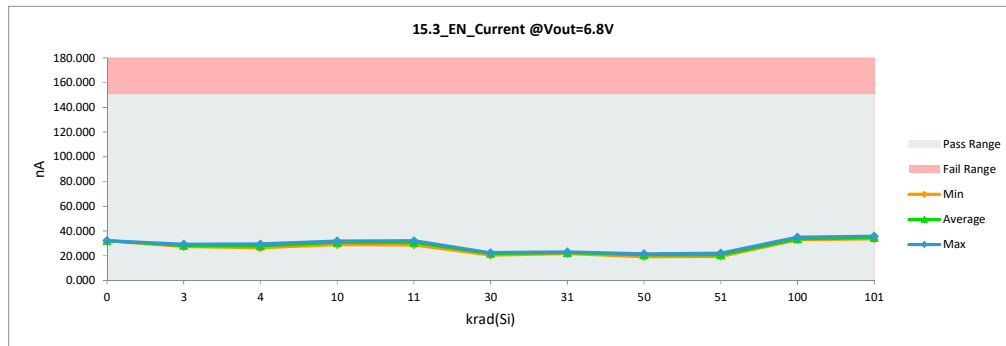
15.3_EN_Current @Vout=6.8V		
Test Site	Dallas	Dallas
Tester	ETS-364	ETS-364
Test Number	EF5069	EF5069
Unit	nA	nA
Max Limit	150	150
Min Limit	0.001	0.001

krad(Si)	Serial #	Pre	Post	Delta
0	355	18.755	32.109	13.354
0	356	21.607	32.251	10.644
3	65	23.462	29.351	5.889
3	66	21.670	27.410	5.740
3	67	22.267	28.801	6.534
3	68	19.918	28.573	8.655
3	69	22.959	28.055	5.096
4	28	20.979	26.357	5.378
4	29	19.596	27.300	7.704
4	30	22.102	28.023	5.921
4	31	21.686	29.398	7.712
4	32	23.312	28.157	4.845
10	70	22.652	29.956	7.304
10	71	20.193	31.779	11.586
10	72	18.676	31.708	13.032
10	74	17.718	31.952	14.234
10	75	19.006	29.005	9.999
11	33	19.462	28.785	9.323
11	34	21.434	31.834	10.400
11	35	21.151	32.054	10.903
11	36	22.692	31.991	9.299
11	37	22.189	29.233	7.044
30	76	18.936	22.499	3.563
30	77	18.056	21.918	3.862
30	78	16.877	22.397	5.520
30	79	17.671	21.627	3.956
30	80	19.407	20.504	1.097
31	38	23.572	21.682	-1.890
31	39	22.652	22.806	0.154
31	40	23.878	22.413	-1.465
31	41	22.566	23.136	0.570
31	42	20.971	22.437	1.466
50	158	19.533	21.541	2.008
50	159	19.124	19.246	0.122
50	160	17.985	21.164	3.179
50	161	20.578	20.268	-0.310
50	162	20.264	21.454	1.190
51	43	22.024	20.645	-1.379
51	44	20.334	21.164	0.830
51	45	21.709	19.592	-2.117
51	46	23.399	22.099	-1.300
51	47	20.209	20.488	0.279
100	163	19.195	33.296	14.101
100	164	17.906	34.977	17.071
100	165	20.814	33.013	12.199
100	166	18.747	33.594	14.847
100	167	17.875	33.068	15.193
101	48	20.326	35.582	15.256
101	49	20.491	34.561	14.070
101	50	20.224	33.987	13.763
101	51	20.751	33.814	13.063
101	52	19.745	35.826	16.081



15.3_EN_Current @		
Test Site	Dallas	
Tester	ETS-364	
Test Number	EF5069	
Max Limit	150	nA
Min Limit	0.001	nA

krad(Si)	0	3	4	10	11	30	31	50	51	100	101
LL	0.001	0.001	0.001	0.001	0.001	0.001	0.001	0.001	0.001	0.001	0.001
Min	32.109	27.410	26.357	29.005	28.785	20.504	21.682	19.246	19.592	33.013	33.814
Average	32.180	28.438	27.847	30.880	30.779	21.789	22.495	20.735	20.798	33.590	34.754
Max	32.251	29.351	29.398	31.952	32.054	22.499	23.136	21.541	22.099	34.977	35.826
UL	150.000	150.000	150.000	150.000	150.000	150.000	150.000	150.000	150.000	150.000	150.000



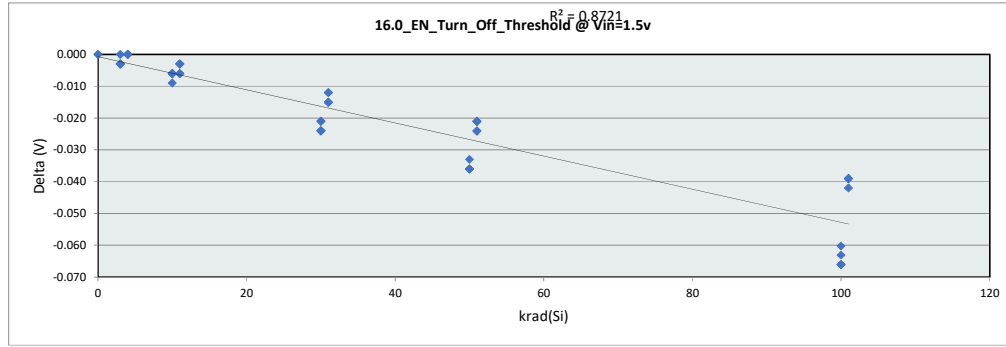
LDR Report
TPS7H1101A-SP

Max	23.878	35.826	17.071
Average	20.564	27.402	6.838
Min	16.877	19.246	-2.117
Std Dev	1.805	5.223	5.662

LDR Report
TPS7H1101A-SP

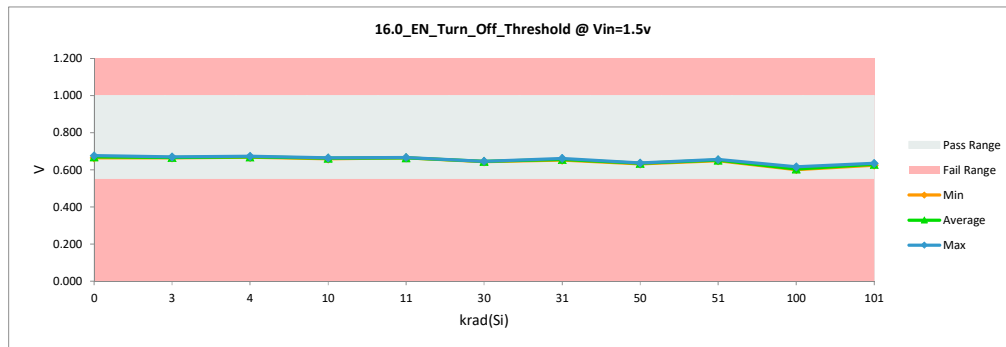
16.0_EN_Turn_Off_Threshold @		
Test Site	Dallas	Dallas
Tester	ETS-364	ETS-364
Test Number	EF5069	EF5069
Unit	V	V
Max Limit	1	1
Min Limit	0.55	0.55

krad(Si)	Serial #	Pre	Post	Delta
0	355	0.664	0.664	0.000
0	356	0.676	0.676	0.000
3	65	0.667	0.664	-0.003
3	66	0.670	0.670	0.000
3	67	0.667	0.664	-0.003
3	68	0.670	0.667	-0.003
3	69	0.667	0.664	-0.003
4	28	0.667	0.667	0.000
4	29	0.673	0.673	0.000
4	30	0.667	0.667	0.000
4	31	0.667	0.667	0.000
4	32	0.667	0.667	0.000
10	70	0.670	0.664	-0.006
10	71	0.670	0.664	-0.006
10	72	0.667	0.661	-0.006
10	74	0.673	0.664	-0.009
10	75	0.664	0.658	-0.006
11	33	0.670	0.667	-0.003
11	34	0.667	0.664	-0.003
11	35	0.670	0.664	-0.006
11	36	0.670	0.664	-0.006
11	37	0.667	0.664	-0.003
30	76	0.667	0.646	-0.021
30	77	0.664	0.643	-0.021
30	78	0.670	0.646	-0.024
30	79	0.670	0.646	-0.024
30	80	0.670	0.646	-0.024
31	38	0.667	0.655	-0.012
31	39	0.670	0.655	-0.015
31	40	0.676	0.661	-0.015
31	41	0.664	0.652	-0.012
31	42	0.667	0.652	-0.015
50	158	0.667	0.631	-0.036
50	159	0.667	0.631	-0.036
50	160	0.673	0.637	-0.036
50	161	0.667	0.634	-0.033
50	162	0.673	0.637	-0.036
51	43	0.676	0.652	-0.024
51	44	0.676	0.655	-0.021
51	45	0.673	0.652	-0.021
51	46	0.673	0.652	-0.021
51	47	0.673	0.649	-0.024
100	163	0.667	0.601	-0.066
100	164	0.667	0.601	-0.066
100	165	0.670	0.604	-0.066
100	166	0.676	0.616	-0.060
100	167	0.664	0.601	-0.063
101	48	0.670	0.628	-0.042
101	49	0.670	0.631	-0.039
101	50	0.667	0.628	-0.039
101	51	0.673	0.634	-0.039
101	52	0.664	0.625	-0.039



16.0_EN_Turn_Off	
Test Site	Dallas
Tester	ETS-364
Test Number	EF5069
Max Limit	1 V
Min Limit	0.55 V

krad(Si)	0	3	4	10	11	30	31	50	51	100	101
LL	0.550	0.550	0.550	0.550	0.550	0.550	0.550	0.550	0.550	0.550	0.550
Min	0.664	0.664	0.667	0.658	0.664	0.643	0.652	0.631	0.649	0.601	0.625
Average	0.670	0.666	0.669	0.663	0.665	0.646	0.655	0.634	0.652	0.605	0.630
Max	0.676	0.670	0.673	0.664	0.667	0.646	0.661	0.637	0.655	0.616	0.634
UL	1.000	1.000	1.000	1.000	1.000	1.000	1.000	1.000	1.000	1.000	1.000



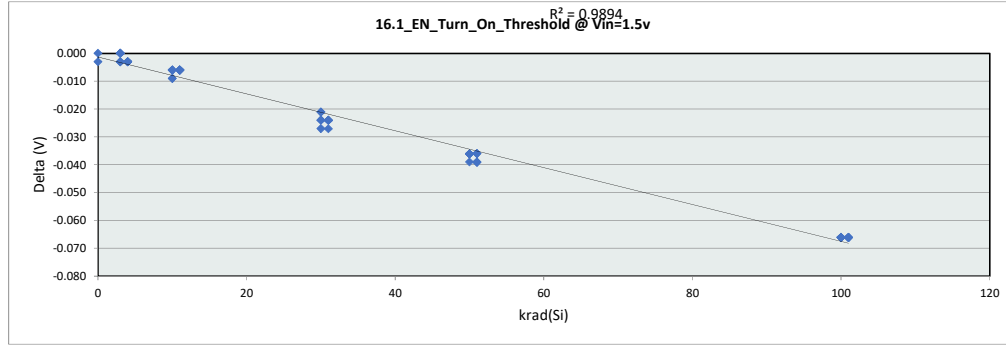
LDR Report
TPS7H1101A-SP

Max	0.676	0.676	0.000
Average	0.670	0.649	-0.020
Min	0.664	0.601	-0.066
Std Dev	0.003	0.020	0.020

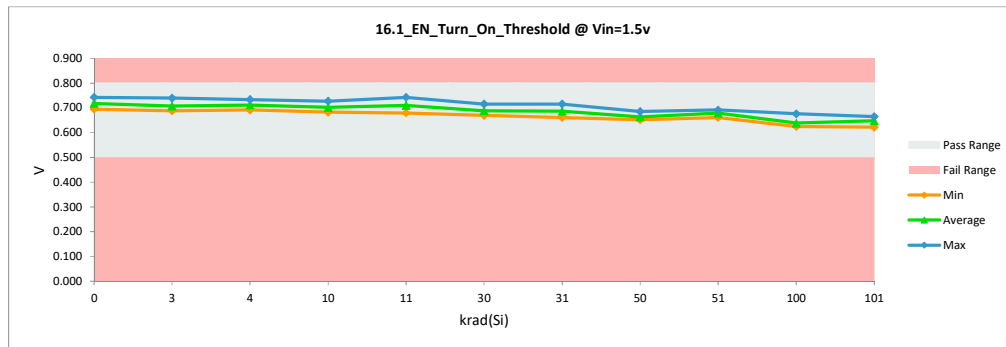
LDR Report
TPS7H1101A-SP

16.1_EN_Turn_On_Threshold @ Vin=1.5v		
Test Site	Dallas	Dallas
Tester	ETS-364	ETS-364
Test Number	EF5069	EF5069
Unit	V	V
Max Limit	0.8	0.8
Min Limit	0.5	0.5

krad(Si)	Serial #	Pre	Post	Delta
0	355	0.697	0.694	-0.003
0	356	0.743	0.743	0.000
3	65	0.739	0.739	0.000
3	66	0.694	0.691	-0.003
3	67	0.691	0.691	0.000
3	68	0.728	0.724	-0.003
3	69	0.688	0.688	0.000
4	28	0.715	0.712	-0.003
4	29	0.737	0.734	-0.003
4	30	0.694	0.691	-0.003
4	31	0.734	0.730	-0.003
4	32	0.694	0.691	-0.003
10	70	0.697	0.691	-0.006
10	71	0.712	0.706	-0.006
10	72	0.688	0.682	-0.006
10	74	0.709	0.700	-0.009
10	75	0.737	0.728	-0.009
11	33	0.721	0.715	-0.006
11	34	0.685	0.679	-0.006
11	35	0.737	0.730	-0.006
11	36	0.685	0.679	-0.006
11	37	0.748	0.743	-0.006
30	76	0.703	0.679	-0.024
30	77	0.737	0.715	-0.021
30	78	0.691	0.670	-0.021
30	79	0.706	0.679	-0.027
30	80	0.718	0.694	-0.024
31	38	0.721	0.697	-0.024
31	39	0.694	0.670	-0.024
31	40	0.715	0.691	-0.024
31	41	0.685	0.661	-0.024
31	42	0.743	0.715	-0.027
50	158	0.691	0.655	-0.036
50	159	0.691	0.655	-0.036
50	160	0.724	0.685	-0.039
50	161	0.706	0.670	-0.036
50	162	0.688	0.652	-0.036
51	43	0.718	0.682	-0.036
51	44	0.730	0.691	-0.039
51	45	0.718	0.679	-0.039
51	46	0.718	0.682	-0.036
51	47	0.700	0.661	-0.039
100	163	0.691	0.625	-0.066
100	164	0.694	0.628	-0.066
100	165	0.691	0.625	-0.066
100	166	0.743	0.676	-0.066
100	167	0.703	0.637	-0.066
101	48	0.712	0.646	-0.066
101	49	0.724	0.658	-0.066
101	50	0.730	0.664	-0.066
101	51	0.715	0.649	-0.066
101	52	0.688	0.622	-0.066



16.1_EN_Turn_On											
Test Site	Dallas										
Tester	ETS-364										
Test Number	EF5069										
Max Limit	0.8	V									
Min Limit	0.5	V									
krad(Si)	0	3	4	10	11	30	31	50	51	100	101
LL	0.500	0.500	0.500	0.500	0.500	0.500	0.500	0.500	0.500	0.500	0.500
Min	0.694	0.688	0.691	0.682	0.679	0.670	0.661	0.652	0.661	0.625	0.622
Average	0.718	0.707	0.712	0.702	0.709	0.688	0.687	0.664	0.679	0.639	0.648
Max	0.743	0.740	0.734	0.728	0.743	0.715	0.715	0.685	0.691	0.676	0.664
UL	0.800	0.800	0.800	0.800	0.800	0.800	0.800	0.800	0.800	0.800	0.800



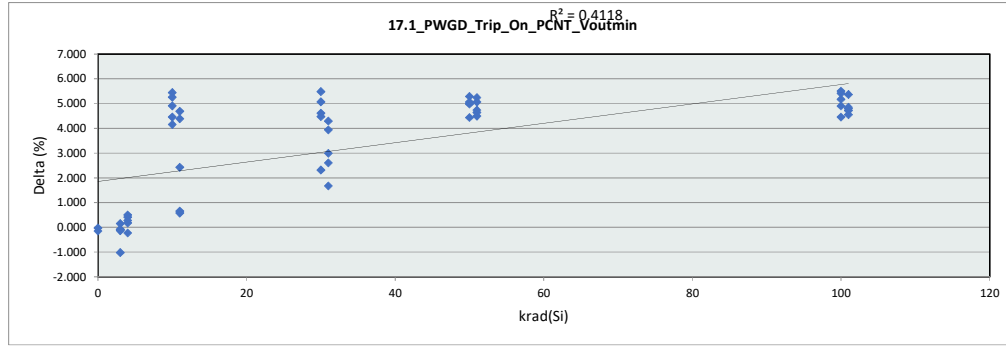
LDR Report
TPS7H1101A-SP

Max	0.748	0.743	0.000
Average	0.711	0.685	-0.026
Min	0.685	0.622	-0.066
Std Dev	0.019	0.031	0.024

LDR Report
TPS7H1101A-SP

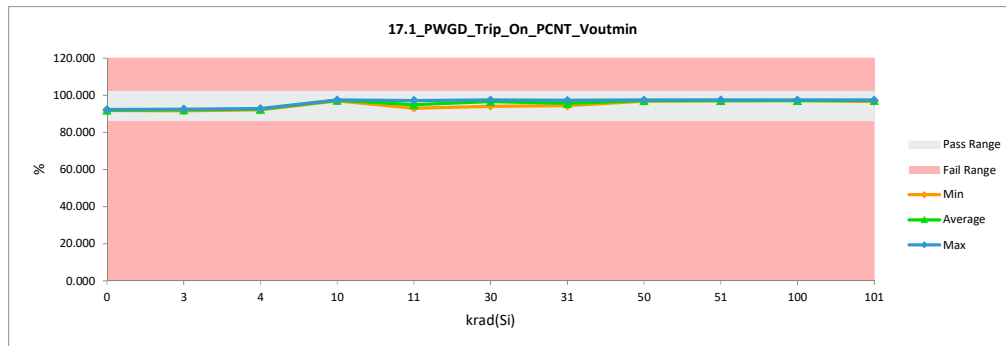
17.1_PWGD_Trip_On_PCNT_Voutmin		
Test Site	Dallas	Dallas
Tester	ETS-364	ETS-364
Test Number	EF5069	EF5069
Unit	%	%
Max Limit	102	102
Min Limit	86	86

krad(Si)	Serial #	Pre	Post	Delta
0	355	91.958	91.806	-0.152
0	356	92.330	92.299	-0.031
3	65	92.127	92.041	-0.086
3	66	92.640	92.502	-0.138
3	67	92.707	91.682	-1.025
3	68	92.157	92.061	-0.096
3	69	92.180	92.331	0.151
4	28	91.768	92.268	0.500
4	29	92.566	92.843	0.277
4	30	92.384	92.801	0.417
4	31	92.377	92.146	-0.231
4	32	92.262	92.432	0.170
10	70	91.993	97.436	5.443
10	71	93.391	97.545	4.154
10	72	92.333	97.238	4.905
10	74	91.943	97.203	5.260
10	75	92.518	96.978	4.460
11	33	92.327	97.021	4.694
11	34	92.841	97.232	4.391
11	35	92.389	93.042	0.653
11	36	92.520	93.099	0.579
11	37	91.998	94.425	2.427
30	76	91.894	96.968	5.074
30	77	92.835	97.305	4.470
30	78	92.461	97.076	4.615
30	79	92.055	97.537	5.482
30	80	91.753	94.065	2.312
31	38	92.053	95.041	2.988
31	39	93.056	97.354	4.298
31	40	92.837	96.775	3.938
31	41	91.688	94.290	2.602
31	42	92.858	94.532	1.674
50	158	91.776	96.751	4.975
50	159	92.833	97.270	4.437
50	160	92.269	97.334	5.065
50	161	92.446	97.462	5.016
50	162	91.990	97.274	5.284
51	43	92.820	97.555	4.735
51	44	92.668	97.309	4.641
51	45	91.715	96.953	5.238
51	46	92.289	97.354	5.065
51	47	92.559	97.058	4.499
100	163	92.016	97.427	5.411
100	164	92.032	97.204	5.172
100	165	92.206	97.103	4.897
100	166	92.795	97.250	4.455
100	167	91.692	97.200	5.508
101	48	92.139	96.996	4.857
101	49	91.959	96.675	4.716
101	50	92.023	97.386	5.363
101	51	92.607	97.402	4.795
101	52	92.271	96.824	4.553



17.1_PWGD_Trip_O		
Test Site	Dallas	
Tester	ETS-364	
Test Number	EF5069	
Max Limit	102	%
Min Limit	86	%

krad(Si)	0	3	4	10	11	30	31	50	51	100	101
LL	86.000	86.000	86.000	86.000	86.000	86.000	86.000	86.000	86.000	86.000	86.000
Min	91.806	91.682	92.146	96.978	93.042	94.065	94.290	96.751	96.953	97.103	96.675
Average	92.053	92.123	92.498	97.280	94.964	96.590	95.598	97.218	97.246	97.237	97.057
Max	92.299	92.502	92.843	97.545	97.232	97.537	97.354	97.462	97.555	97.427	97.402
UL	102.000	102.000	102.000	102.000	102.000	102.000	102.000	102.000	102.000	102.000	102.000



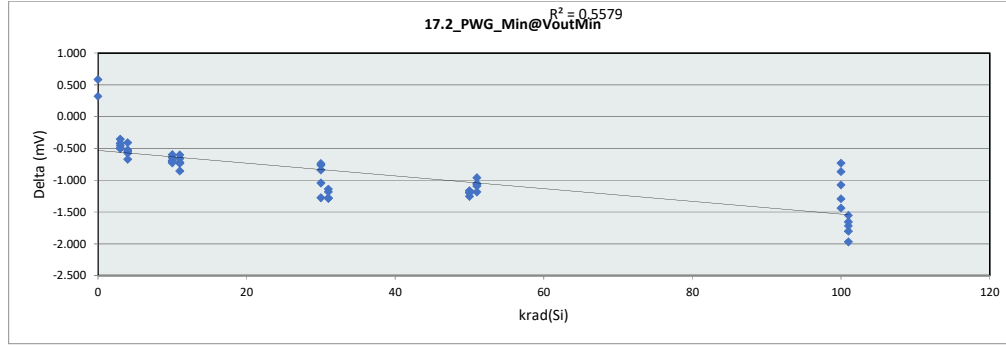
LDR Report
TPS7H1101A-SP

Max	93.391	97.555	5.508
Average	92.314	95.638	3.324
Min	91.688	91.682	-1.025
Std Dev	0.390	2.170	2.158

LDR Report
TPS7H1101A-SP

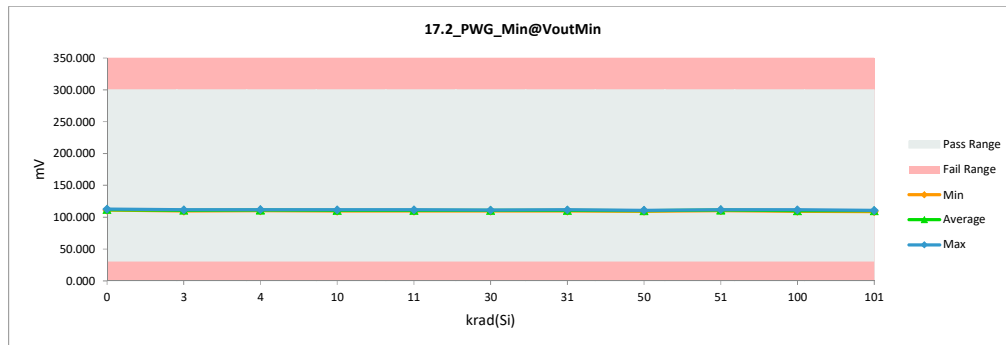
17.2_PWG_Min@VoutMin		
Test Site	Dallas	Dallas
Tester	ETS-364	ETS-364
Test Number	EF5069	EF5069
Unit	mV	mV
Max Limit	300	300
Min Limit	30	30

krad(Si)	Serial #	Pre	Post	Delta
0	355	110.633	111.218	0.585
0	356	112.460	112.779	0.319
3	65	111.918	111.498	-0.420
3	66	111.043	110.689	-0.354
3	67	111.022	110.566	-0.456
3	68	112.170	111.666	-0.504
3	69	110.290	109.796	-0.494
4	28	112.041	111.631	-0.410
4	29	112.519	111.972	-0.547
4	30	110.557	109.886	-0.671
4	31	112.271	111.748	-0.523
4	32	111.001	110.425	-0.576
10	70	111.163	110.436	-0.727
10	71	111.841	111.150	-0.691
10	72	110.514	109.809	-0.705
10	74	111.544	110.944	-0.600
10	75	112.065	111.421	-0.644
11	33	112.144	111.542	-0.602
11	34	110.501	109.779	-0.722
11	35	111.602	110.942	-0.660
11	36	110.367	109.632	-0.735
11	37	111.487	110.632	-0.855
30	76	111.010	109.967	-1.043
30	77	111.945	111.104	-0.841
30	78	110.337	109.599	-0.738
30	79	112.060	111.296	-0.764
30	80	112.167	110.890	-1.277
31	38	111.837	110.551	-1.286
31	39	111.161	109.878	-1.283
31	40	112.724	111.442	-1.282
31	41	110.902	109.720	-1.182
31	42	112.477	111.336	-1.141
50	158	111.106	109.905	-1.201
50	159	111.600	110.345	-1.255
50	160	112.102	110.938	-1.164
50	161	111.208	110.013	-1.195
50	162	110.619	109.429	-1.190
51	43	112.158	111.195	-0.963
51	44	112.618	111.566	-1.052
51	45	112.870	111.686	-1.184
51	46	112.306	111.242	-1.064
51	47	111.346	110.255	-1.091
100	163	110.813	109.373	-1.440
100	164	110.556	109.690	-0.866
100	165	110.672	109.378	-1.294
100	166	112.341	111.609	-0.732
100	167	111.660	110.587	-1.073
101	48	112.305	110.648	-1.657
101	49	112.332	110.363	-1.969
101	50	112.276	110.555	-1.721
101	51	111.945	110.144	-1.801
101	52	110.396	108.842	-1.554



17.2_PWG_Min@Vo		
Test Site	Dallas	
Tester	ETS-364	
Test Number	EF5069	
Max Limit	300	mV
Min Limit	30	mV

krad(Si)	0	3	4	10	11	30	31	50	51	100	101
LL	30.000	30.000	30.000	30.000	30.000	30.000	30.000	30.000	30.000	30.000	30.000
Min	111.218	109.796	109.886	109.809	109.632	109.599	109.720	109.429	110.255	109.373	108.842
Average	111.999	110.843	111.132	110.752	110.505	110.571	110.585	110.126	111.189	110.127	110.110
Max	112.779	111.666	111.972	111.421	111.542	111.296	111.442	110.938	111.686	111.609	110.648
UL	300.000	300.000	300.000	300.000	300.000	300.000	300.000	300.000	300.000	300.000	300.000



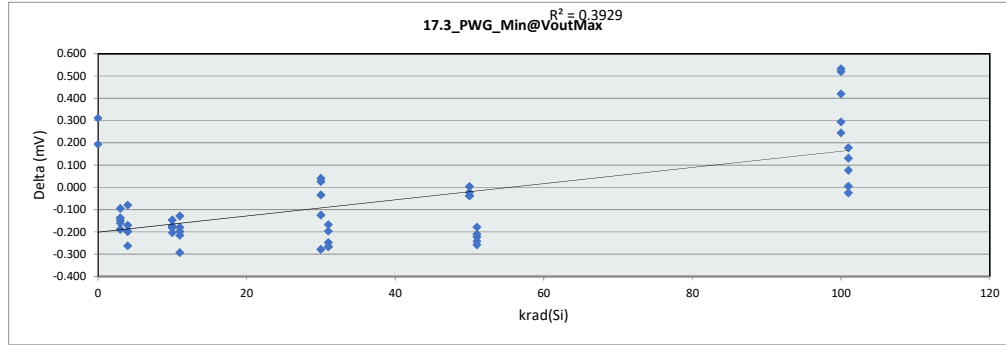
LDR Report TPS7H1101A-SP

Max	112.870	112.779	0.585
Average	111.558	110.648	-0.910
Min	110.290	108.842	-1.969
Std Dev	0.750	0.830	0.473

LDR Report
TPS7H1101A-SP

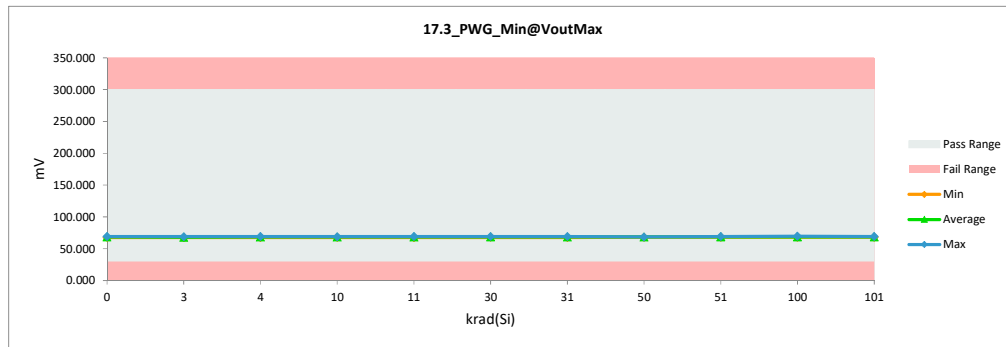
17.3_PWG_Min@VoutMax		
Test Site	Dallas	Dallas
Tester	ETS-364	ETS-364
Test Number	EF5069	EF5069
Unit	mV	mV
Max Limit	300	300
Min Limit	30	30

krad(Si)	Serial #	Pre	Post	Delta
0	355	67.494	67.805	0.311
0	356	69.116	69.309	0.193
3	65	69.068	68.931	-0.137
3	66	67.999	67.904	-0.095
3	67	67.926	67.778	-0.148
3	68	68.865	68.676	-0.189
3	69	67.627	67.467	-0.160
4	28	68.869	68.790	-0.079
4	29	69.187	68.991	-0.196
4	30	67.817	67.554	-0.263
4	31	69.276	69.106	-0.170
4	32	67.788	67.589	-0.199
10	70	67.907	67.704	-0.203
10	71	68.501	68.320	-0.181
10	72	67.929	67.756	-0.173
10	74	68.353	68.207	-0.146
10	75	69.177	69.002	-0.175
11	33	69.278	69.150	-0.128
11	34	67.751	67.553	-0.198
11	35	68.911	68.732	-0.179
11	36	67.746	67.531	-0.215
11	37	69.018	68.725	-0.293
30	76	68.037	67.912	-0.125
30	77	69.277	69.243	-0.034
30	78	67.696	67.737	0.041
30	79	68.917	68.943	0.026
30	80	68.906	68.628	-0.278
31	38	68.877	68.610	-0.267
31	39	68.143	67.896	-0.247
31	40	69.388	69.123	-0.265
31	41	67.719	67.552	-0.167
31	42	69.355	69.159	-0.196
50	158	67.928	67.932	0.004
50	159	68.522	68.483	-0.039
50	160	68.711	68.674	-0.037
50	161	68.313	68.291	-0.022
50	162	67.893	67.897	0.004
51	43	68.671	68.461	-0.210
51	44	69.055	68.813	-0.242
51	45	69.402	69.144	-0.258
51	46	68.863	68.641	-0.222
51	47	68.231	68.053	-0.178
100	163	67.713	67.958	0.245
100	164	67.904	68.437	0.533
100	165	67.946	68.240	0.294
100	166	69.258	69.778	0.520
100	167	68.475	68.895	0.420
101	48	68.714	68.845	0.131
101	49	69.037	69.012	-0.025
101	50	69.033	69.110	0.077
101	51	68.659	68.664	0.005
101	52	67.900	68.078	0.178



17.3_PWG_Min@Vo		
Test Site	Dallas	
Tester	ETS-364	
Test Number	EF5069	
Max Limit	300	mV
Min Limit	30	mV

krad(Si)	0	3	4	10	11	30	31	50	51	100	101
LL	30.000	30.000	30.000	30.000	30.000	30.000	30.000	30.000	30.000	30.000	30.000
Min	67.805	67.467	67.554	67.704	67.531	67.737	67.552	67.897	68.053	67.958	68.078
Average	68.557	68.151	68.406	68.198	68.338	68.493	68.468	68.255	68.622	68.662	68.742
Max	69.309	68.931	69.106	69.002	69.150	69.243	69.159	68.674	69.144	69.778	69.110
UL	300.000	300.000	300.000	300.000	300.000	300.000	300.000	300.000	300.000	300.000	300.000



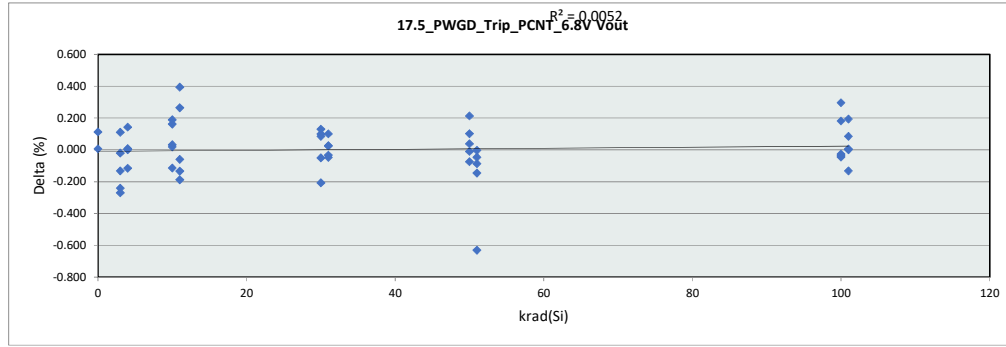
LDR Report
TPS7H1101A-SP

Max	69.402	69.778	0.533
Average	68.503	68.438	-0.065
Min	67.494	67.467	-0.293
Std Dev	0.592	0.591	0.205

LDR Report
TPS7H1101A-SP

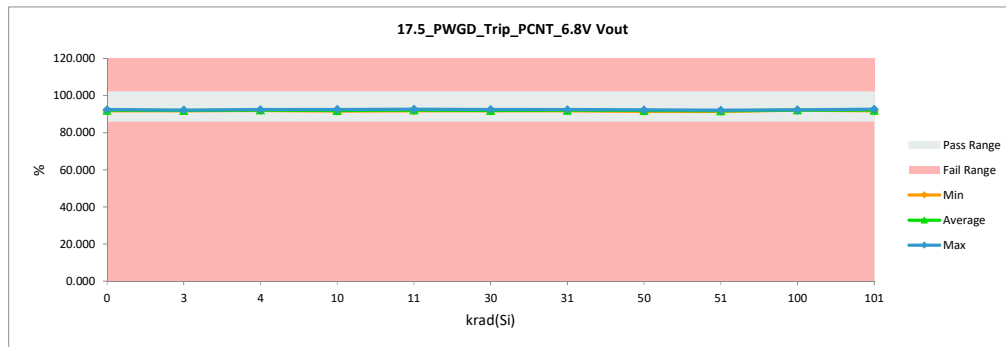
17.5_PWGD_Trip_PCNT_6.8V Vout		
Test Site	Dallas	Dallas
Tester	ETS-364	ETS-364
Test Number	EF5069	EF5069
Unit	%	%
Max Limit	102	102
Min Limit	86	86

krad(Si)	Serial #	Pre	Post	Delta
0	355	92.258	92.370	0.112
0	356	91.740	91.746	0.006
3	65	92.192	92.059	-0.133
3	66	92.434	92.164	-0.270
3	67	92.034	91.793	-0.241
3	68	91.957	91.936	-0.021
3	69	91.993	92.103	0.110
4	28	91.875	91.882	0.007
4	29	92.461	92.461	0.000
4	30	91.976	91.979	0.003
4	31	92.454	92.338	-0.116
4	32	92.208	92.351	0.143
10	70	91.991	91.876	-0.115
10	71	92.437	92.469	0.032
10	72	91.923	92.112	0.189
10	74	91.577	91.595	0.018
10	75	91.970	92.132	0.162
11	33	91.943	92.337	0.394
11	34	92.105	92.045	-0.060
11	35	92.315	92.181	-0.134
11	36	91.957	91.769	-0.188
11	37	92.318	92.582	0.264
30	76	91.936	91.885	-0.051
30	77	91.843	91.942	0.099
30	78	91.979	91.772	-0.207
30	79	92.396	92.480	0.084
30	80	91.655	91.784	0.129
31	38	92.155	92.121	-0.034
31	39	91.885	91.909	0.024
31	40	92.413	92.365	-0.048
31	41	92.247	92.273	0.026
31	42	91.730	91.830	0.100
50	158	91.374	91.475	0.101
50	159	92.091	92.304	0.213
50	160	92.142	92.067	-0.075
50	161	92.279	92.268	-0.011
50	162	91.743	91.780	0.037
51	43	92.193	92.146	-0.047
51	44	92.307	91.676	-0.631
51	45	91.728	91.724	-0.004
51	46	92.151	92.064	-0.087
51	47	91.651	91.505	-0.146
100	163	91.988	92.284	0.296
100	164	92.135	92.109	-0.026
100	165	92.131	92.094	-0.037
100	166	92.134	92.315	0.181
100	167	92.364	92.318	-0.046
101	48	91.917	92.110	0.193
101	49	91.956	91.961	0.005
101	50	92.714	92.581	-0.133
101	51	92.106	92.191	0.085
101	52	91.751	91.751	0.000



17.5_PWGD_Trip_P		
Test Site	Dallas	
Tester	ETS-364	
Test Number	EF5069	
Max Limit	102	%
Min Limit	86	%

krad(Si)	0	3	4	10	11	30	31	50	51	100	101
LL	86.000	86.000	86.000	86.000	86.000	86.000	86.000	86.000	86.000	86.000	86.000
Min	91.746	91.793	91.882	91.595	91.769	91.772	91.830	91.475	91.505	92.094	91.751
Average	92.058	92.011	92.202	92.037	92.183	91.973	92.100	91.979	91.823	92.224	92.119
Max	92.370	92.164	92.461	92.469	92.582	92.480	92.365	92.304	92.146	92.318	92.581
UL	102.000	102.000	102.000	102.000	102.000	102.000	102.000	102.000	102.000	102.000	102.000



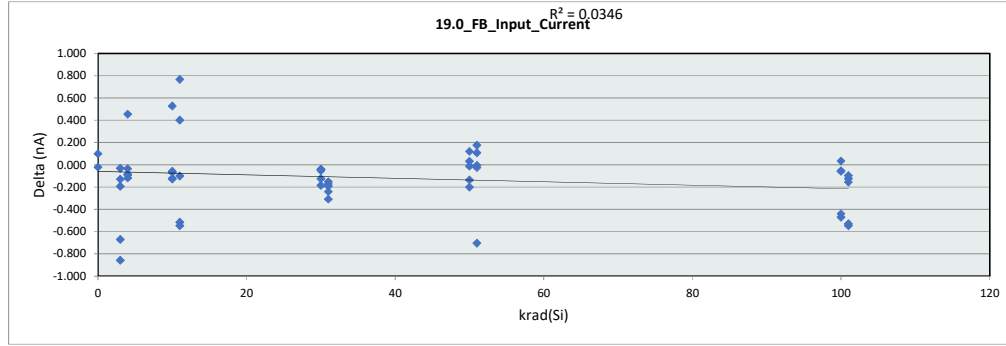
LDR Report
TPS7H1101A-SP

Max	92.714	92.582	0.394
Average	92.062	92.065	0.003
Min	91.374	91.475	-0.631
Std Dev	0.265	0.273	0.162

LDR Report
TPS7H1101A-SP

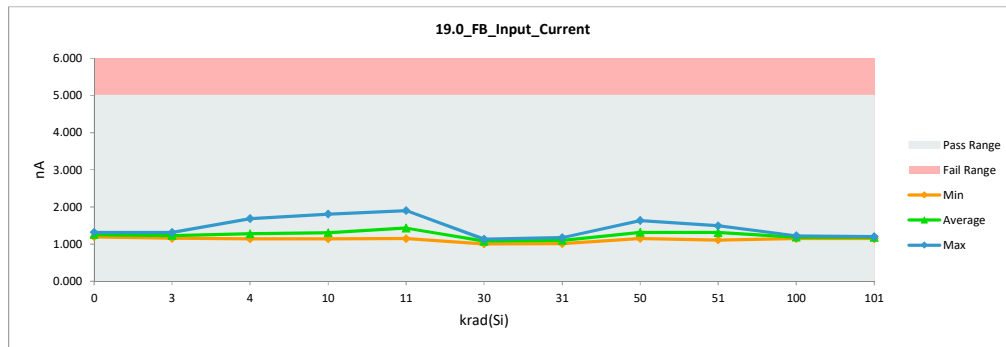
19.0_FB_Input_Current		
Test Site	Dallas	Dallas
Tester	ETS-364	ETS-364
Test Number	EF5069	EF5069
Unit	nA	nA
Max Limit	5	5
Min Limit	0.005	0.005

krad(Si)	Serial #	Pre	Post	Delta
0	355	1.216	1.316	0.100
0	356	1.212	1.191	-0.021
3	65	1.507	1.313	-0.194
3	66	2.077	1.220	-0.857
3	67	1.909	1.238	-0.671
3	68	1.286	1.156	-0.130
3	69	1.241	1.210	-0.031
4	28	1.259	1.140	-0.119
4	29	1.232	1.148	-0.084
4	30	1.328	1.237	-0.091
4	31	1.187	1.152	-0.035
4	32	1.229	1.683	0.454
10	70	1.279	1.211	-0.068
10	71	1.265	1.142	-0.123
10	72	1.281	1.808	0.527
10	74	1.277	1.219	-0.058
10	75	1.266	1.138	-0.128
11	33	1.135	1.902	0.767
11	34	1.267	1.167	-0.100
11	35	1.693	1.146	-0.547
11	36	1.705	1.190	-0.515
11	37	1.341	1.743	0.402
30	76	1.160	1.121	-0.039
30	77	1.198	1.014	-0.184
30	78	1.128	1.003	-0.125
30	79	1.176	1.132	-0.044
30	80	1.166	1.115	-0.051
31	38	1.343	1.152	-0.191
31	39	1.383	1.074	-0.309
31	40	1.325	1.173	-0.152
31	41	1.320	1.079	-0.241
31	42	1.184	1.012	-0.172
50	158	1.272	1.305	0.033
50	159	1.151	1.271	0.120
50	160	1.832	1.632	-0.200
50	161	1.242	1.229	-0.013
50	162	1.287	1.151	-0.136
51	43	1.323	1.318	-0.005
51	44	1.814	1.111	-0.703
51	45	1.259	1.235	-0.024
51	46	1.315	1.490	0.175
51	47	1.296	1.404	0.108
100	163	1.140	1.175	0.035
100	164	1.614	1.144	-0.470
100	165	1.260	1.206	-0.054
100	166	1.244	1.185	-0.059
100	167	1.662	1.222	-0.440
101	48	1.743	1.197	-0.546
101	49	1.267	1.143	-0.124
101	50	1.722	1.193	-0.529
101	51	1.272	1.176	-0.096
101	52	1.349	1.194	-0.155



19.0_FB_Input_Current		
Test Site	Dallas	
Tester	ETS-364	
Test Number	EF5069	
Max Limit	5	nA
Min Limit	0.005	nA

krad(Si)	0	3	4	10	11	30	31	50	51	100	101
LL	0.005	0.005	0.005	0.005	0.005	0.005	0.005	0.005	0.005	0.005	0.005
Min	1.191	1.156	1.140	1.138	1.146	1.003	1.012	1.151	1.111	1.144	1.143
Average	1.254	1.227	1.272	1.304	1.430	1.077	1.098	1.318	1.312	1.186	1.181
Max	1.316	1.313	1.683	1.808	1.902	1.132	1.173	1.632	1.490	1.222	1.197
UL	5.000	5.000	5.000	5.000	5.000	5.000	5.000	5.000	5.000	5.000	5.000



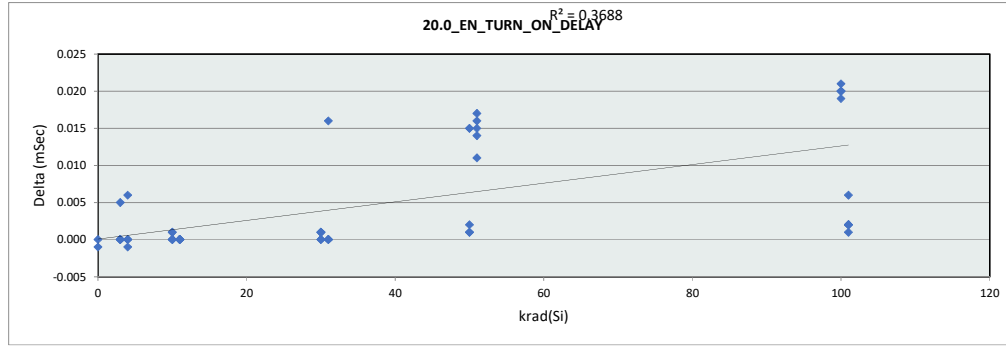
LDR Report
TPS7H1101A-SP

Max	2.077	1.902	0.767
Average	1.358	1.241	-0.118
Min	1.128	1.003	-0.857
Std Dev	0.224	0.192	0.293

LDR Report
TPS7H1101A-SP

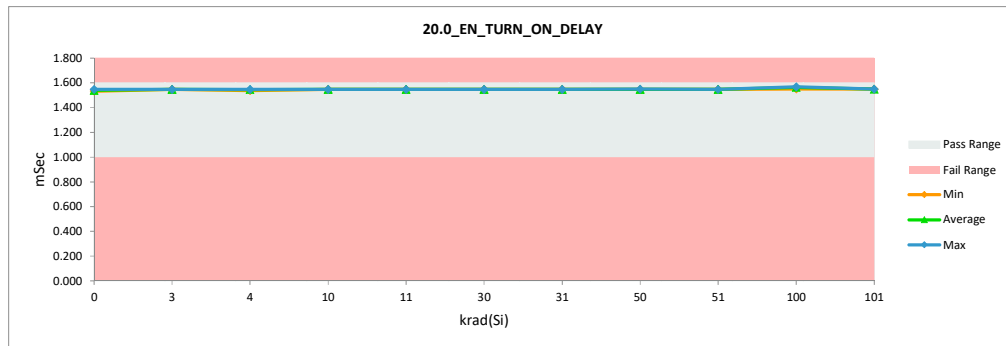
20.0_EN_TURN_ON_DELAY		
Test Site	Dallas	Dallas
Tester	ETS-364	ETS-364
Test Number	EF5069	EF5069
Unit	mSec	mSec
Max Limit	1.6	1.6
Min Limit	1	1

krad(Si)	Serial #	Pre	Post	Delta
0	355	1.548	1.547	-0.001
0	356	1.533	1.533	0.000
3	65	1.548	1.548	0.000
3	66	1.542	1.547	0.005
3	67	1.547	1.547	0.000
3	68	1.547	1.547	0.000
3	69	1.547	1.547	0.000
4	28	1.548	1.548	0.000
4	29	1.533	1.539	0.006
4	30	1.548	1.547	-0.001
4	31	1.548	1.548	0.000
4	32	1.547	1.547	0.000
10	70	1.547	1.547	0.000
10	71	1.547	1.548	0.001
10	72	1.547	1.548	0.001
10	74	1.547	1.547	0.000
10	75	1.548	1.548	0.000
11	33	1.548	1.548	0.000
11	34	1.548	1.548	0.000
11	35	1.548	1.548	0.000
11	36	1.547	1.547	0.000
11	37	1.548	1.548	0.000
30	76	1.548	1.548	0.000
30	77	1.548	1.548	0.000
30	78	1.547	1.548	0.001
30	79	1.547	1.548	0.001
30	80	1.547	1.548	0.001
31	38	1.548	1.548	0.000
31	39	1.548	1.548	0.000
31	40	1.532	1.548	0.016
31	41	1.548	1.548	0.000
31	42	1.548	1.548	0.000
50	158	1.547	1.548	0.001
50	159	1.547	1.549	0.002
50	160	1.533	1.548	0.015
50	161	1.547	1.548	0.001
50	162	1.533	1.548	0.015
51	43	1.531	1.548	0.017
51	44	1.532	1.548	0.016
51	45	1.533	1.548	0.015
51	46	1.537	1.548	0.011
51	47	1.534	1.548	0.014
100	163	1.547	1.568	0.021
100	164	1.547	1.567	0.020
100	165	1.547	1.567	0.020
100	166	1.532	1.551	0.019
100	167	1.548	1.568	0.020
101	48	1.547	1.549	0.002
101	49	1.547	1.549	0.002
101	50	1.548	1.549	0.001
101	51	1.543	1.549	0.006
101	52	1.547	1.549	0.002



20.0_EN_TURN_ON		
Test Site	Dallas	
Tester	ETS-364	
Test Number	EF5069	
Max Limit	1.6	mSec
Min Limit	1	mSec

krad(Si)	0	3	4	10	11	30	31	50	51	100	101
LL	1.000	1.000	1.000	1.000	1.000	1.000	1.000	1.000	1.000	1.000	1.000
Min	1.533	1.547	1.539	1.547	1.547	1.548	1.548	1.548	1.548	1.551	1.549
Average	1.540	1.547	1.546	1.548	1.548	1.548	1.548	1.548	1.548	1.564	1.549
Max	1.547	1.548	1.548	1.548	1.548	1.548	1.548	1.549	1.548	1.568	1.549
UL	1.600	1.600	1.600	1.600	1.600	1.600	1.600	1.600	1.600	1.600	1.600



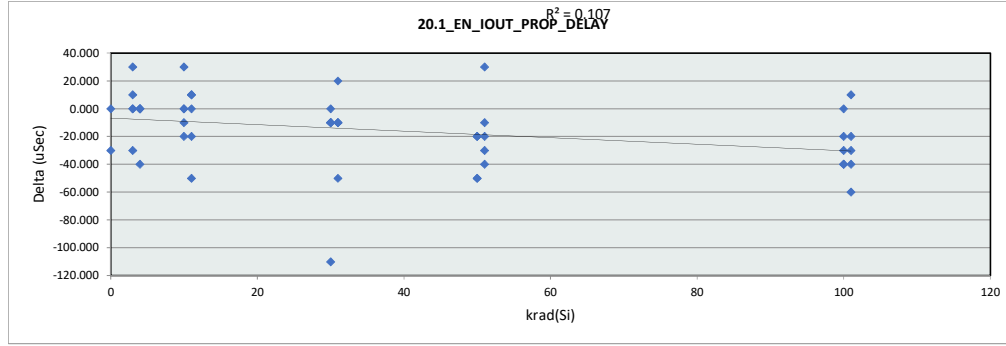
LDR Report
TPS7H1101A-SP

Max	1.548	1.568	0.021
Average	1.544	1.549	0.005
Min	1.531	1.533	-0.001
Std Dev	0.006	0.006	0.007

LDR Report
TPS7H1101A-SP

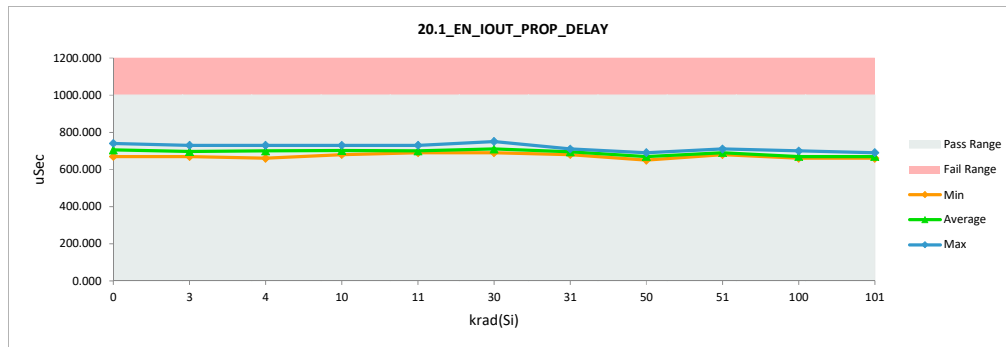
20.1_EN_IOUT_PROP_DELAY		
Test Site	Dallas	Dallas
Tester	ETS-364	ETS-364
Test Number	EF5069	EF5069
Unit	uSec	uSec
Max Limit	1000	1000
Min Limit	1	1

krad(Si)	Serial #	Pre	Post	Delta
0	355	700.000	670.000	-30.000
0	356	740.000	740.000	0.000
3	65	730.000	730.000	0.000
3	66	670.000	700.000	30.000
3	67	680.000	690.000	10.000
3	68	720.000	690.000	-30.000
3	69	670.000	670.000	0.000
4	28	680.000	680.000	0.000
4	29	730.000	730.000	0.000
4	30	700.000	700.000	0.000
4	31	730.000	730.000	0.000
4	32	700.000	660.000	-40.000
10	70	700.000	700.000	0.000
10	71	680.000	710.000	30.000
10	72	690.000	680.000	-10.000
10	74	710.000	690.000	-20.000
10	75	730.000	730.000	0.000
11	33	720.000	700.000	-20.000
11	34	690.000	690.000	0.000
11	35	720.000	730.000	10.000
11	36	680.000	690.000	10.000
11	37	740.000	690.000	-50.000
30	76	860.000	750.000	-110.000
30	77	730.000	720.000	-10.000
30	78	700.000	690.000	-10.000
30	79	700.000	690.000	-10.000
30	80	700.000	700.000	0.000
31	38	720.000	710.000	-10.000
31	39	700.000	690.000	-10.000
31	40	680.000	700.000	20.000
31	41	690.000	680.000	-10.000
31	42	740.000	690.000	-50.000
50	158	700.000	650.000	-50.000
50	159	700.000	650.000	-50.000
50	160	710.000	690.000	-20.000
50	161	710.000	690.000	-20.000
50	162	690.000	670.000	-20.000
51	43	720.000	680.000	-40.000
51	44	680.000	710.000	30.000
51	45	720.000	690.000	-30.000
51	46	700.000	690.000	-10.000
51	47	700.000	680.000	-20.000
100	163	700.000	660.000	-40.000
100	164	690.000	660.000	-30.000
100	165	680.000	660.000	-20.000
100	166	740.000	700.000	-40.000
100	167	670.000	670.000	0.000
101	48	700.000	660.000	-40.000
101	49	720.000	660.000	-60.000
101	50	680.000	690.000	10.000
101	51	700.000	680.000	-20.000
101	52	690.000	660.000	-30.000



20.1_EN_IOUT_PROP_DELAY		
Test Site	Dallas	
Tester	ETS-364	
Test Number	EF5069	
Max Limit	1000	uSec
Min Limit	1	uSec

krad(Si)	0	3	4	10	11	30	31	50	51	100	101
LL	1.000	1.000	1.000	1.000	1.000	1.000	1.000	1.000	1.000	1.000	1.000
Min	670.000	670.000	660.000	680.000	690.000	690.000	680.000	650.000	680.000	660.000	660.000
Average	705.000	696.000	700.000	702.000	700.000	710.000	694.000	670.000	690.000	670.000	670.000
Max	740.000	730.000	730.000	730.000	730.000	750.000	710.000	690.000	710.000	700.000	690.000
UL	1000.000	1000.000	1000.000	1000.000	1000.000	1000.000	1000.000	1000.000	1000.000	1000.000	1000.000



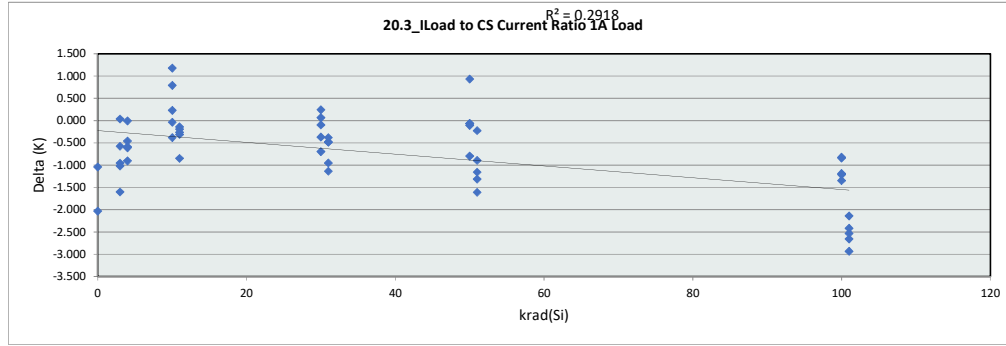
LDR Report
TPS7H1101A-SP

Max	860.000	750.000	30.000
Average	706.346	690.769	-15.577
Min	670.000	650.000	-110.000
Std Dev	29.374	23.668	25.469

LDR Report
TPS7H1101A-SP

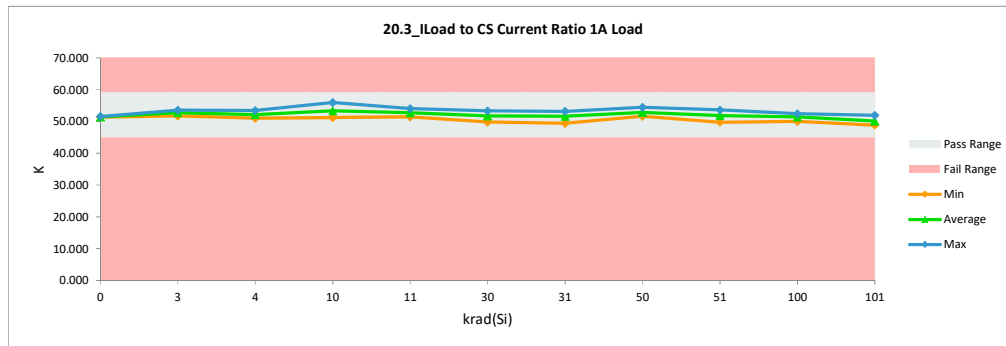
20.3_Iload to CS Current Ratio 1		
Test Site	Dallas	Dallas
Tester	ETS-364	ETS-364
Test Number	EF5069	EF5069
Unit	K	K
Max Limit	59	59
Min Limit	45	45

krad(Si)	Serial #	Pre	Post	Delta
0	355	52.416	51.371	-1.045
0	356	53.581	51.544	-2.037
3	65	51.677	51.711	0.034
3	66	53.565	52.607	-0.958
3	67	54.570	53.547	-1.023
3	68	53.814	53.237	-0.577
3	69	54.428	52.822	-1.606
4	28	51.470	51.009	-0.461
4	29	52.271	51.681	-0.590
4	30	54.037	53.424	-0.613
4	31	51.083	51.076	-0.007
4	32	54.317	53.410	-0.907
10	70	53.516	53.744	0.228
10	71	51.969	51.930	-0.039
10	72	55.150	55.937	0.787
10	74	52.638	53.814	1.176
10	75	51.601	51.218	-0.383
11	33	51.595	51.452	-0.143
11	34	53.439	53.174	-0.265
11	35	52.170	51.976	-0.194
11	36	54.360	54.043	-0.317
11	37	53.716	52.865	-0.851
30	76	53.259	53.325	0.066
30	77	51.644	50.947	-0.697
30	78	53.685	53.313	-0.372
30	79	51.275	51.174	-0.101
30	80	49.579	49.822	0.243
31	38	50.534	50.151	-0.383
31	39	53.683	53.198	-0.485
31	40	53.506	53.017	-0.489
31	41	53.533	52.396	-1.137
31	42	50.327	49.375	-0.952
50	158	52.041	51.971	-0.070
50	159	53.411	52.612	-0.799
50	160	52.708	53.639	0.931
50	161	51.659	51.596	-0.063
50	162	54.531	54.424	-0.107
51	43	52.723	52.495	-0.228
51	44	53.243	52.083	-1.160
51	45	51.382	49.771	-1.611
51	46	52.305	51.409	-0.896
51	47	54.911	53.595	-1.316
100	163	52.891	51.677	-1.214
100	164	53.210	52.385	-0.825
100	165	53.009	52.166	-0.843
100	166	51.312	49.962	-1.350
100	167	52.124	50.935	-1.189
101	48	52.460	50.319	-2.141
101	49	51.403	48.866	-2.537
101	50	52.387	49.450	-2.937
101	51	52.483	50.063	-2.420
101	52	54.562	51.903	-2.659



20.3_Iload to CS Current Ratio 1A Load		
Test Site	Dallas	
Tester	ETS-364	
Test Number	EF5069	
Max Limit	59	K
Min Limit	45	K

krad(Si)	0	3	4	10	11	30	31	50	51	100	101
LL	45.000	45.000	45.000	45.000	45.000	45.000	45.000	45.000	45.000	45.000	45.000
Min	51.371	51.711	51.009	51.218	51.452	49.822	49.375	51.596	49.771	49.962	48.866
Average	51.457	52.784	52.120	53.328	52.702	51.716	51.627	52.848	51.870	51.425	50.120
Max	51.544	53.547	53.424	55.937	54.043	53.325	53.198	54.424	53.595	52.385	51.903
UL	59.000	59.000	59.000	59.000	59.000	59.000	59.000	59.000	59.000	59.000	59.000



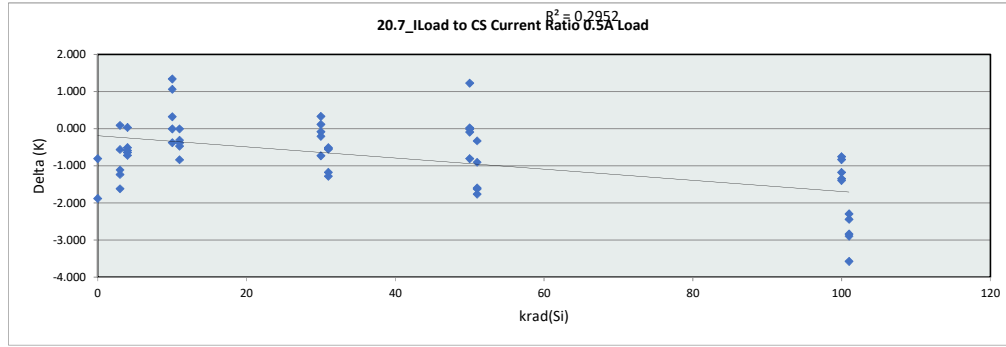
LDR Report
TPS7H1101A-SP

Max	55.150	55.937	1.176
Average	52.753	52.031	-0.722
Min	49.579	48.866	-2.937
Std Dev	1.256	1.464	0.865

LDR Report
TPS7H1101A-SP

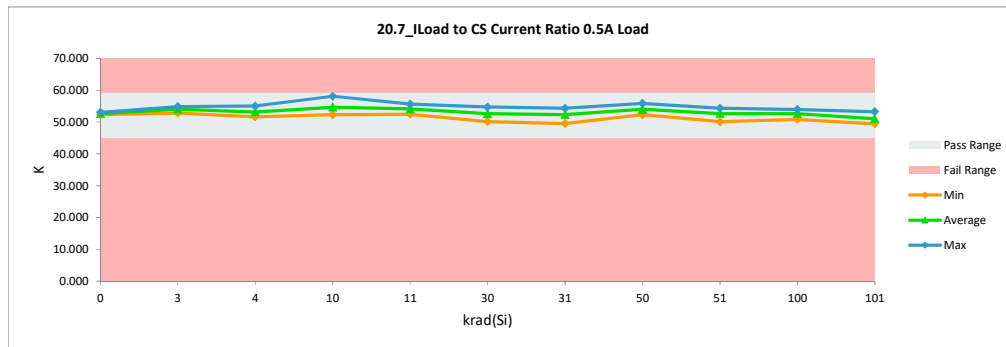
20.7_Iload to CS Current Ratio 0		
Test Site	Dallas	Dallas
Tester	ETS-364	ETS-364
Test Number	EF5069	EF5069
Unit	K	K
Max Limit	59	59
Min Limit	45	45

krad(Si)	Serial #	Pre	Post	Delta
0	355	53.143	52.338	-0.805
0	356	54.952	53.072	-1.880
3	65	52.796	52.883	0.087
3	66	54.881	53.771	-1.110
3	67	56.067	54.834	-1.233
3	68	55.415	54.854	-0.561
3	69	55.712	54.095	-1.617
4	28	52.133	51.624	-0.509
4	29	53.057	52.470	-0.587
4	30	55.158	54.516	-0.642
4	31	51.997	52.028	0.031
4	32	55.774	55.058	-0.716
10	70	54.676	55.000	0.324
10	71	52.756	52.753	-0.003
10	72	57.067	58.130	1.063
10	74	53.988	55.330	1.342
10	75	52.688	52.314	-0.374
11	33	52.427	52.421	-0.006
11	34	54.769	54.460	-0.309
11	35	53.581	53.199	-0.382
11	36	56.082	55.612	-0.470
11	37	55.662	54.826	-0.836
30	76	54.625	54.741	0.116
30	77	52.655	51.928	-0.727
30	78	54.672	54.465	-0.207
30	79	51.910	51.831	-0.079
30	80	49.784	50.119	0.335
31	38	51.142	50.613	-0.529
31	39	54.886	54.335	-0.551
31	40	54.659	54.146	-0.513
31	41	54.488	53.208	-1.280
31	42	50.710	49.539	-1.171
50	158	52.689	52.680	-0.009
50	159	54.559	53.755	-0.804
50	160	54.098	55.326	1.228
50	161	52.301	52.322	0.021
50	162	55.990	55.896	-0.094
51	43	53.812	53.480	-0.332
51	44	55.032	53.408	-1.624
51	45	51.869	50.104	-1.765
51	46	53.050	52.145	-0.905
51	47	55.956	54.361	-1.595
100	163	54.092	52.916	-1.176
100	164	54.674	53.919	-0.755
100	165	54.473	53.642	-0.831
100	166	52.239	50.843	-1.396
100	167	53.385	52.036	-1.349
101	48	53.649	51.351	-2.298
101	49	52.348	49.454	-2.894
101	50	53.972	50.398	-3.574
101	51	53.172	50.734	-2.438
101	52	56.148	53.307	-2.841



20.7_Iload to CS Current Ratio 0.5A Load		
Test Site	Dallas	
Tester	ETS-364	
Test Number	EF5069	
Max Limit	59	K
Min Limit	45	K

krad(Si)	0	3	4	10	11	30	31	50	51	100	101
LL	45.000	45.000	45.000	45.000	45.000	45.000	45.000	45.000	45.000	45.000	45.000
Min	52.338	52.883	51.624	52.314	52.421	50.119	49.539	52.322	50.104	50.843	49.454
Average	52.705	54.088	53.139	54.706	54.104	52.617	52.368	53.996	52.700	52.671	51.049
Max	53.072	54.854	55.058	58.130	55.612	54.741	54.335	55.896	54.361	53.919	53.307
UL	59.000	59.000	59.000	59.000	59.000	59.000	59.000	59.000	59.000	59.000	59.000



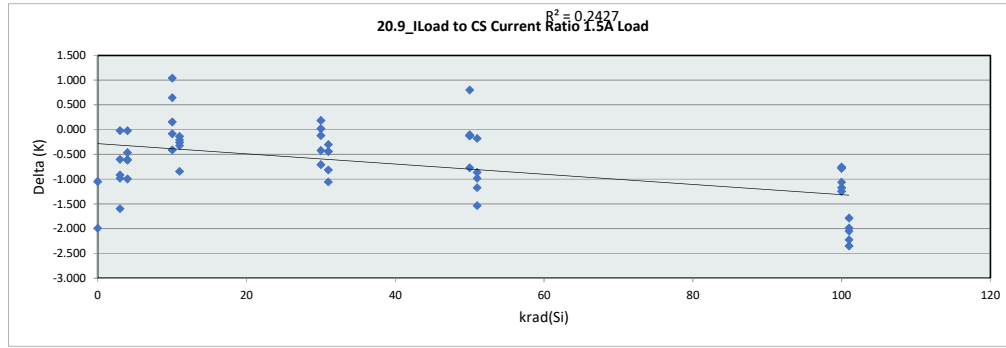
LDR Report
TPS7H1101A-SP

Max	57.067	58.130	1.342
Average	53.881	53.127	-0.754
Min	49.784	49.454	-3.574
Std Dev	1.569	1.794	0.980

LDR Report
TPS7H1101A-SP

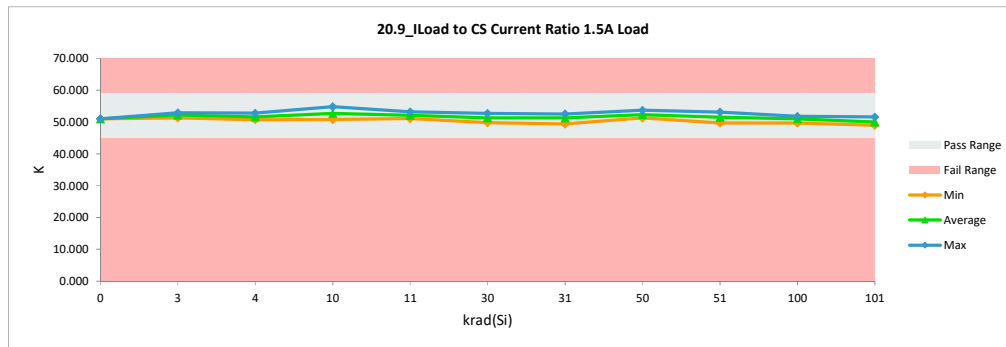
20.9_Iload to CS Current Ratio 1		
Test Site	Dallas	Dallas
Tester	ETS-364	ETS-364
Test Number	EF5069	EF5069
Unit	K	K
Max Limit	59	59
Min Limit	45	45

krad(Si)	Serial #	Pre	Post	Delta
0	355	52.066	51.016	-1.050
0	356	52.989	50.996	-1.993
3	65	51.277	51.260	-0.017
3	66	52.977	52.064	-0.913
3	67	53.897	52.912	-0.985
3	68	53.099	52.497	-0.602
3	69	53.809	52.212	-1.597
4	28	51.198	50.733	-0.465
4	29	51.918	51.310	-0.608
4	30	53.396	52.780	-0.616
4	31	50.734	50.712	-0.022
4	32	53.625	52.629	-0.996
10	70	52.948	53.102	0.154
10	71	51.563	51.479	-0.084
10	72	54.200	54.843	0.643
10	74	52.085	53.124	1.039
10	75	51.211	50.801	-0.410
11	33	51.283	51.076	-0.207
11	34	52.773	52.513	-0.260
11	35	51.614	51.480	-0.134
11	36	53.569	53.242	-0.327
11	37	52.928	52.085	-0.843
30	76	52.606	52.626	0.020
30	77	51.306	50.598	-0.708
30	78	53.162	52.740	-0.422
30	79	50.969	50.849	-0.120
30	80	49.591	49.774	0.183
31	38	50.314	50.014	-0.300
31	39	53.017	52.576	-0.441
31	40	52.949	52.506	-0.443
31	41	53.055	51.998	-1.057
31	42	50.154	49.340	-0.814
50	158	51.692	51.583	-0.109
50	159	52.834	52.062	-0.772
50	160	52.082	52.883	0.801
50	161	51.373	51.255	-0.118
50	162	53.809	53.680	-0.129
51	43	52.251	52.074	-0.177
51	44	52.524	51.539	-0.985
51	45	51.210	49.674	-1.536
51	46	51.986	51.123	-0.863
51	47	54.309	53.136	-1.173
100	163	52.380	51.204	-1.176
100	164	52.549	51.792	-0.757
100	165	52.390	51.607	-0.783
100	166	50.953	49.704	-1.249
100	167	51.607	50.544	-1.063
101	48	51.952	50.164	-1.788
101	49	51.049	48.998	-2.051
101	50	51.746	49.395	-2.351
101	51	52.045	50.055	-1.990
101	52	53.802	51.578	-2.224



20.9_Iload to CS Current Ratio 1.5A Load		
Test Site	Dallas	
Tester	ETS-364	
Test Number	EF5069	
Max Limit	59	K
Min Limit	45	K

krad(Si)	0	3	4	10	11	30	31	50	51	100	101
LL	45.000	45.000	45.000	45.000	45.000	45.000	45.000	45.000	45.000	45.000	45.000
Min	50.996	51.260	50.712	50.801	51.076	49.774	49.340	51.255	49.674	49.704	48.998
Average	51.006	52.189	51.633	52.670	52.079	51.318	51.287	52.293	51.509	50.970	50.038
Max	51.016	52.912	52.780	54.843	53.242	52.740	52.576	53.680	53.136	51.792	51.578
UL	59.000	59.000	59.000	59.000	59.000	59.000	59.000	59.000	59.000	59.000	59.000



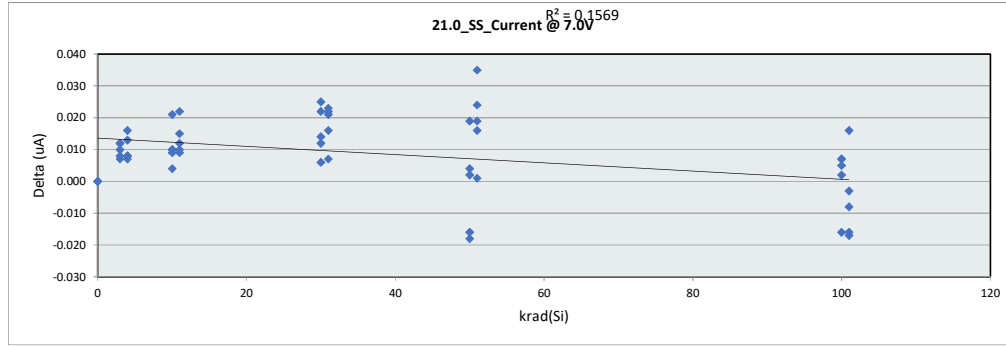
LDR Report
TPS7H1101A-SP

Max	54.309	54.843	1.039
Average	52.247	51.576	-0.671
Min	49.591	48.998	-2.351
Std Dev	1.090	1.240	0.739

LDR Report
TPS7H1101A-SP

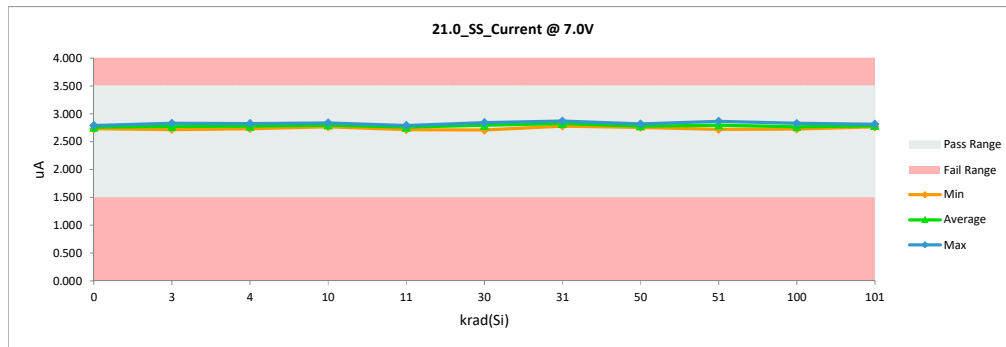
21.0_SS_Current @ 7.0V		
Test Site	Dallas	Dallas
Tester	ETS-364	ETS-364
Test Number	EF5069	EF5069
Unit	uA	uA
Max Limit	3.5	3.5
Min Limit	1.5	1.5

krad(Si)	Serial #	Pre	Post	Delta
0	355	2.790	2.790	0.000
0	356	2.730	2.730	0.000
3	65	2.738	2.750	0.012
3	66	2.823	2.830	0.007
3	67	2.746	2.758	0.012
3	68	2.709	2.717	0.008
3	69	2.794	2.804	0.010
4	28	2.737	2.745	0.008
4	29	2.723	2.736	0.013
4	30	2.790	2.798	0.008
4	31	2.766	2.773	0.007
4	32	2.808	2.824	0.016
10	70	2.799	2.809	0.010
10	71	2.818	2.839	0.021
10	72	2.781	2.790	0.009
10	74	2.776	2.780	0.004
10	75	2.754	2.764	0.010
11	33	2.695	2.717	0.022
11	34	2.779	2.789	0.010
11	35	2.758	2.773	0.015
11	36	2.769	2.778	0.009
11	37	2.732	2.744	0.012
30	76	2.751	2.776	0.025
30	77	2.696	2.708	0.012
30	78	2.811	2.825	0.014
30	79	2.798	2.820	0.022
30	80	2.835	2.841	0.006
31	38	2.774	2.781	0.007
31	39	2.825	2.841	0.016
31	40	2.799	2.822	0.023
31	41	2.847	2.869	0.022
31	42	2.793	2.814	0.021
50	158	2.751	2.755	0.004
50	159	2.749	2.768	0.019
50	160	2.797	2.781	-0.016
50	161	2.814	2.816	0.002
50	162	2.801	2.783	-0.018
51	43	2.762	2.763	0.001
51	44	2.703	2.722	0.019
51	45	2.787	2.803	0.016
51	46	2.784	2.819	0.035
51	47	2.843	2.867	0.024
100	163	2.764	2.766	0.002
100	164	2.744	2.728	-0.016
100	165	2.822	2.829	0.007
100	166	2.720	2.725	0.005
100	167	2.787	2.794	0.007
101	48	2.784	2.768	-0.016
101	49	2.808	2.791	-0.017
101	50	2.774	2.790	0.016
101	51	2.821	2.813	-0.008
101	52	2.769	2.766	-0.003



21.0_SS_Current @		
Test Site	Dallas	
Tester	ETS-364	
Test Number	EF5069	
Max Limit	3.5	uA
Min Limit	1.5	uA

krad(Si)	0	3	4	10	11	30	31	50	51	100	101
LL	1.500	1.500	1.500	1.500	1.500	1.500	1.500	1.500	1.500	1.500	1.500
Min	2.730	2.717	2.736	2.764	2.717	2.708	2.781	2.755	2.722	2.725	2.766
Average	2.760	2.772	2.775	2.796	2.760	2.794	2.825	2.781	2.795	2.768	2.786
Max	2.790	2.830	2.824	2.839	2.789	2.841	2.869	2.816	2.867	2.829	2.813
UL	3.500	3.500	3.500	3.500	3.500	3.500	3.500	3.500	3.500	3.500	3.500



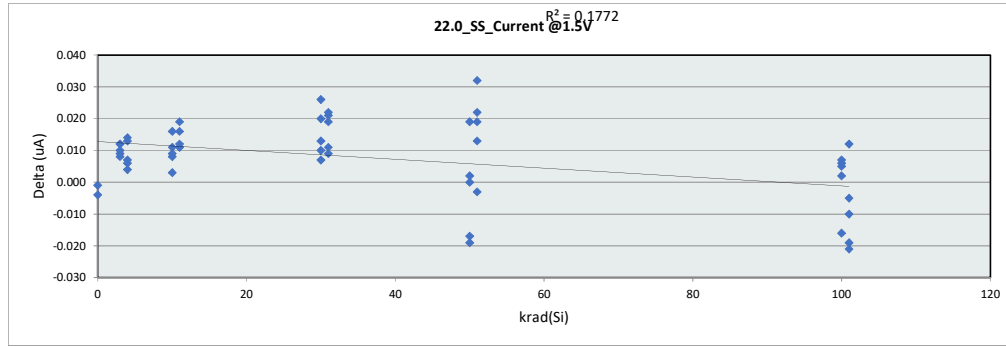
LDR Report
TPS7H1101A-SP

Max	2.847	2.869	0.035
Average	2.776	2.784	0.009
Min	2.695	2.708	-0.018
Std Dev	0.038	0.039	0.012

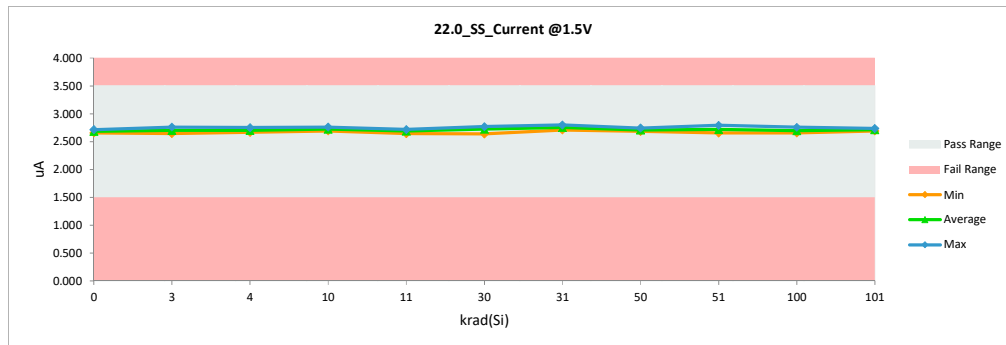
LDR Report
TPS7H1101A-SP

22.0_SS_Current @1.5V		
Test Site	Dallas	Dallas
Tester	ETS-364	ETS-364
Test Number	EF5069	EF5069
Unit	uA	uA
Max Limit	3.5	3.5
Min Limit	1.5	1.5

krad(Si)	Serial #	Pre	Post	Delta
0	355	2.720	2.716	-0.004
0	356	2.659	2.658	-0.001
3	65	2.668	2.680	0.012
3	66	2.750	2.760	0.010
3	67	2.676	2.688	0.012
3	68	2.638	2.646	0.008
3	69	2.723	2.732	0.009
4	28	2.667	2.674	0.007
4	29	2.653	2.667	0.014
4	30	2.720	2.726	0.006
4	31	2.695	2.699	0.004
4	32	2.739	2.752	0.013
10	70	2.726	2.737	0.011
10	71	2.747	2.763	0.016
10	72	2.711	2.719	0.008
10	74	2.704	2.707	0.003
10	75	2.684	2.693	0.009
11	33	2.626	2.645	0.019
11	34	2.707	2.718	0.011
11	35	2.686	2.702	0.016
11	36	2.698	2.709	0.011
11	37	2.660	2.672	0.012
30	76	2.681	2.707	0.026
30	77	2.628	2.638	0.010
30	78	2.740	2.753	0.013
30	79	2.726	2.746	0.020
30	80	2.761	2.768	0.007
31	38	2.701	2.710	0.009
31	39	2.753	2.764	0.011
31	40	2.729	2.750	0.021
31	41	2.776	2.798	0.022
31	42	2.722	2.741	0.019
50	158	2.683	2.685	0.002
50	159	2.678	2.697	0.019
50	160	2.725	2.708	-0.017
50	161	2.744	2.744	0.000
50	162	2.729	2.710	-0.019
51	43	2.690	2.687	-0.003
51	44	2.634	2.653	0.019
51	45	2.716	2.729	0.013
51	46	2.714	2.746	0.032
51	47	2.769	2.791	0.022
100	163	2.692	2.694	0.002
100	164	2.674	2.658	-0.016
100	165	2.751	2.758	0.007
100	166	2.650	2.655	0.005
100	167	2.714	2.720	0.006
101	48	2.712	2.693	-0.019
101	49	2.738	2.717	-0.021
101	50	2.702	2.714	0.012
101	51	2.749	2.739	-0.010
101	52	2.700	2.695	-0.005



22.0_SS_Current @											
Test Site	Dallas										
Tester	ETS-364										
Test Number	EF5069										
Max Limit	3.5	uA									
Min Limit	1.5	uA									
krad(Si)	0	3	4	10	11	30	31	50	51	100	101
LL	1.500	1.500	1.500	1.500	1.500	1.500	1.500	1.500	1.500	1.500	1.500
Min	2.658	2.646	2.667	2.693	2.645	2.638	2.710	2.685	2.653	2.655	2.693
Average	2.687	2.701	2.704	2.724	2.689	2.722	2.753	2.709	2.721	2.697	2.712
Max	2.716	2.760	2.752	2.763	2.718	2.768	2.798	2.744	2.791	2.758	2.739
UL	3.500	3.500	3.500	3.500	3.500	3.500	3.500	3.500	3.500	3.500	3.500



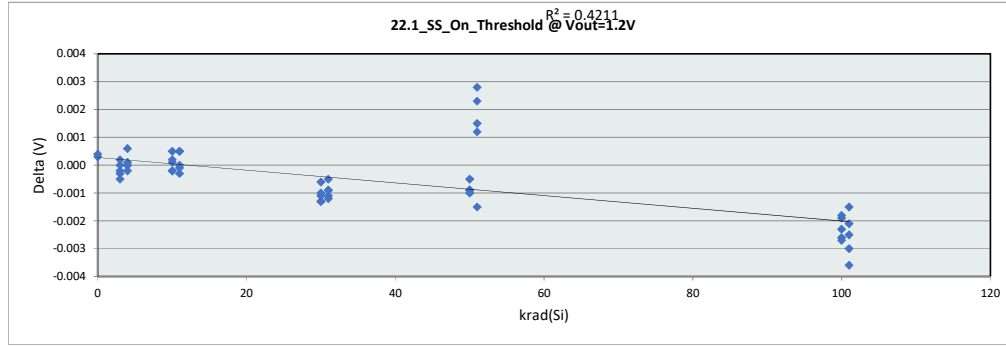
LDR Report
TPS7H1101A-SP

Max	2.776	2.798	0.032
Average	2.705	2.712	0.008
Min	2.626	2.638	-0.021
Std Dev	0.037	0.038	0.012

LDR Report
TPS7H1101A-SP

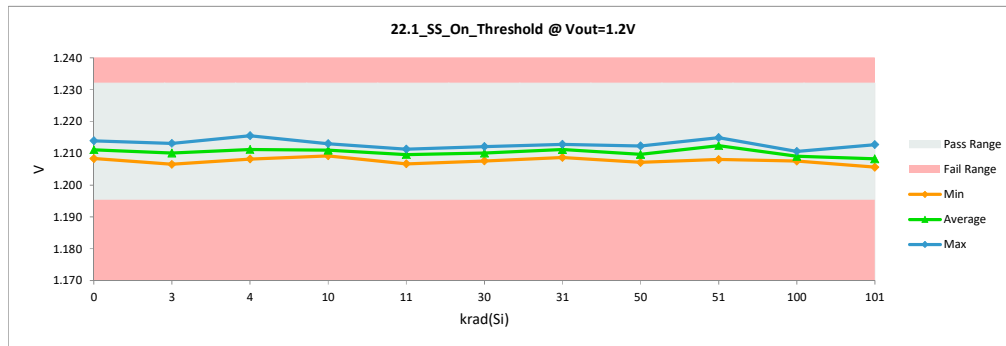
22.1_SS_On_Threshold @ Vout=		
Test Site	Dallas	Dallas
Tester	ETS-364	ETS-364
Test Number	EF5069	EF5069
Unit	V	V
Max Limit	1.232	1.232
Min Limit	1.1954	1.1954

krad(Si)	Serial #	Pre	Post	Delta
0	355	1.208	1.208	0.000
0	356	1.214	1.214	0.000
3	65	1.208	1.208	0.000
3	66	1.214	1.213	-0.001
3	67	1.211	1.211	0.000
3	68	1.212	1.212	0.000
3	69	1.206	1.207	0.000
4	28	1.212	1.212	0.000
4	29	1.211	1.211	0.000
4	30	1.216	1.215	0.000
4	31	1.208	1.208	0.000
4	32	1.208	1.209	0.001
10	70	1.212	1.212	0.000
10	71	1.213	1.213	0.000
10	72	1.210	1.210	0.000
10	74	1.211	1.211	0.000
10	75	1.209	1.209	0.000
11	33	1.209	1.210	0.000
11	34	1.211	1.211	0.000
11	35	1.211	1.211	0.000
11	36	1.209	1.209	0.000
11	37	1.206	1.207	0.000
30	76	1.209	1.208	-0.001
30	77	1.211	1.211	-0.001
30	78	1.211	1.210	-0.001
30	79	1.211	1.210	-0.001
30	80	1.213	1.212	-0.001
31	38	1.213	1.213	0.000
31	39	1.212	1.211	-0.001
31	40	1.212	1.211	-0.001
31	41	1.210	1.209	-0.001
31	42	1.213	1.212	-0.001
50	158	1.208	1.207	0.000
50	159	1.209	1.208	-0.001
50	160	1.213	1.212	-0.001
50	161	1.210	1.209	-0.001
50	162	1.212	1.211	-0.001
51	43	1.212	1.215	0.003
51	44	1.212	1.215	0.002
51	45	1.209	1.208	-0.002
51	46	1.209	1.211	0.002
51	47	1.213	1.214	0.001
100	163	1.211	1.208	-0.003
100	164	1.213	1.211	-0.002
100	165	1.211	1.209	-0.003
100	166	1.212	1.210	-0.002
100	167	1.209	1.207	-0.002
101	48	1.212	1.209	-0.003
101	49	1.209	1.206	-0.004
101	50	1.211	1.208	-0.003
101	51	1.214	1.213	-0.002
101	52	1.208	1.206	-0.002



22.1_SS_On_Thresh		
Test Site	Dallas	
Tester	ETS-364	
Test Number	EF5069	
Max Limit	1.232	V
Min Limit	1.1954	V

krad(Si)	0	3	4	10	11	30	31	50	51	100	101
LL	1.195	1.195	1.195	1.195	1.195	1.195	1.195	1.195	1.195	1.195	1.195
Min	1.208	1.207	1.208	1.209	1.207	1.208	1.209	1.207	1.208	1.208	1.206
Average	1.211	1.210	1.211	1.211	1.210	1.210	1.211	1.210	1.212	1.209	1.208
Max	1.214	1.213	1.216	1.213	1.211	1.212	1.213	1.212	1.215	1.211	1.213
UL	1.232	1.232	1.232	1.232	1.232	1.232	1.232	1.232	1.232	1.232	1.232



LDR Report

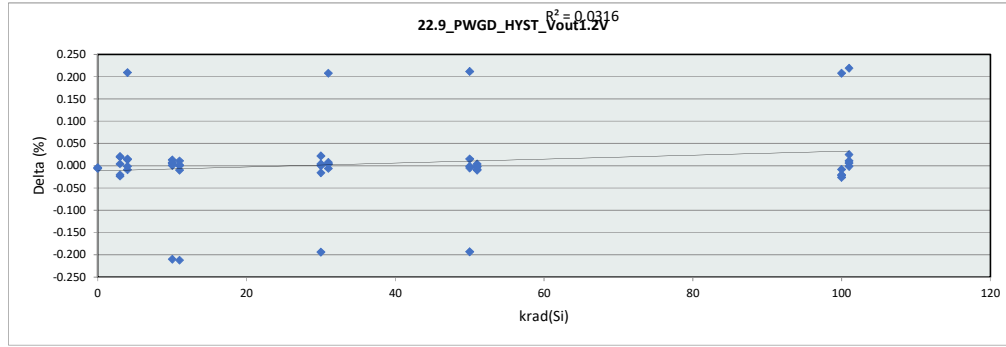
TPS7H1101A-SP

Max	1.216	1.215	0.003
Average	1.211	1.210	-0.001
Min	1.206	1.206	-0.004
Std Dev	0.002	0.002	0.001

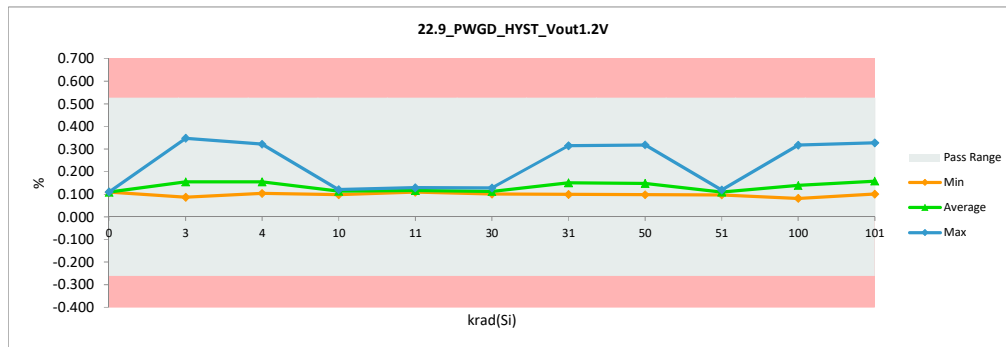
LDR Report
TPS7H1101A-SP

22.9_PWGD_HYST_Vout1.2V		
Test Site	Dallas	Dallas
Tester	ETS-364	ETS-364
Test Number	EF5069	EF5069
Unit	%	%
Max Limit	0.525	0.525
Min Limit	-0.261	-0.261

krad(Si)	Serial #	Pre	Post	Delta
0	355	0.113	0.109	-0.004
0	356	0.116	0.110	-0.006
3	65	0.344	0.348	0.004
3	66	0.088	0.109	0.021
3	67	0.104	0.124	0.020
3	68	0.110	0.087	-0.023
3	69	0.127	0.107	-0.020
4	28	0.121	0.136	0.015
4	29	0.106	0.105	-0.001
4	30	0.096	0.110	0.014
4	31	0.113	0.322	0.209
4	32	0.113	0.104	-0.009
10	70	0.097	0.098	0.001
10	71	0.107	0.114	0.007
10	72	0.328	0.118	-0.210
10	74	0.107	0.120	0.013
10	75	0.110	0.116	0.006
11	33	0.121	0.121	0.000
11	34	0.119	0.109	-0.010
11	35	0.324	0.112	-0.212
11	36	0.111	0.113	0.002
11	37	0.118	0.129	0.011
30	76	0.112	0.116	0.004
30	77	0.322	0.128	-0.194
30	78	0.101	0.101	0.000
30	79	0.085	0.107	0.022
30	80	0.124	0.108	-0.016
31	38	0.111	0.105	-0.006
31	39	0.095	0.099	0.004
31	40	0.107	0.315	0.208
31	41	0.103	0.107	0.004
31	42	0.122	0.130	0.008
50	158	0.103	0.098	-0.005
50	159	0.093	0.108	0.015
50	160	0.106	0.318	0.212
50	161	0.301	0.108	-0.193
50	162	0.112	0.111	-0.001
51	43	0.107	0.097	-0.010
51	44	0.119	0.117	-0.002
51	45	0.115	0.113	-0.002
51	46	0.115	0.119	0.004
51	47	0.112	0.104	-0.008
100	163	0.114	0.092	-0.022
100	164	0.109	0.317	0.208
100	165	0.102	0.082	-0.020
100	166	0.109	0.101	-0.008
100	167	0.129	0.103	-0.026
101	48	0.119	0.118	-0.001
101	49	0.109	0.328	0.219
101	50	0.100	0.111	0.011
101	51	0.095	0.101	0.006
101	52	0.108	0.133	0.025



22.9_PWGD_HYST											
Test Site	Dallas										
Tester	ETS-364										
Test Number	EF5069										
Max Limit	0.525	%									
Min Limit	-0.261	%									
krad(Si)	0	3	4	10	11	30	31	50	51	100	101
LL	-0.261	-0.261	-0.261	-0.261	-0.261	-0.261	-0.261	-0.261	-0.261	-0.261	-0.261
Min	0.109	0.087	0.104	0.098	0.109	0.101	0.099	0.098	0.097	0.082	0.101
Average	0.110	0.155	0.155	0.113	0.117	0.112	0.151	0.149	0.110	0.139	0.158
Max	0.110	0.348	0.322	0.120	0.129	0.128	0.315	0.318	0.119	0.317	0.328
UL	0.525	0.525	0.525	0.525	0.525	0.525	0.525	0.525	0.525	0.525	0.525



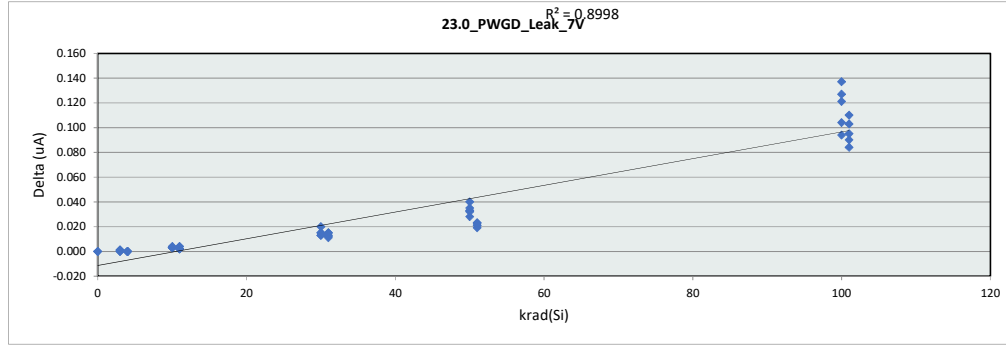
LDR Report
TPS7H1101A-SP

Max	0.344	0.348	0.219
Average	0.130	0.135	0.005
Min	0.085	0.082	-0.212
Std Dev	0.065	0.070	0.088

LDR Report
TPS7H1101A-SP

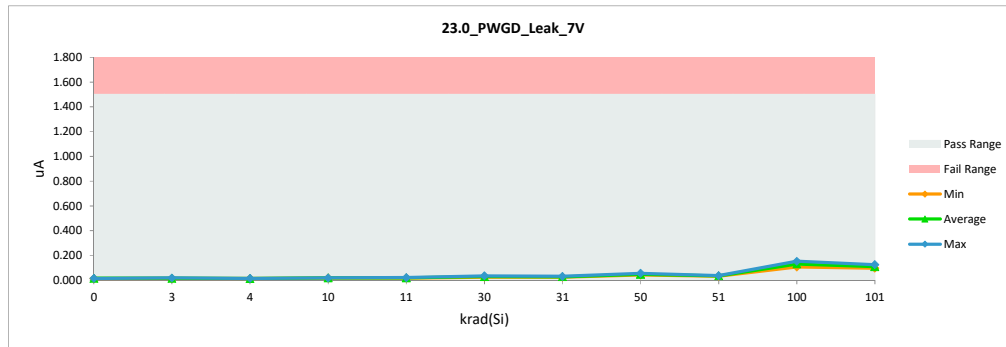
23.0_PWGD_Leak_7V		
Test Site	Dallas	Dallas
Tester	ETS-364	ETS-364
Test Number	EF5069	EF5069
Unit	uA	uA
Max Limit	1.5	1.5
Min Limit	0.001	0.001

krad(Si)	Serial #	Pre	Post	Delta
0	355	0.015	0.015	0.000
0	356	0.014	0.014	0.000
3	65	0.013	0.014	0.001
3	66	0.015	0.016	0.001
3	67	0.014	0.014	0.000
3	68	0.013	0.013	0.000
3	69	0.017	0.018	0.001
4	28	0.014	0.014	0.000
4	29	0.014	0.014	0.000
4	30	0.015	0.015	0.000
4	31	0.014	0.014	0.000
4	32	0.014	0.014	0.000
10	70	0.014	0.017	0.003
10	71	0.015	0.018	0.003
10	72	0.016	0.019	0.003
10	74	0.015	0.018	0.003
10	75	0.012	0.016	0.004
11	33	0.015	0.017	0.002
11	34	0.015	0.019	0.004
11	35	0.015	0.017	0.002
11	36	0.018	0.022	0.004
11	37	0.016	0.018	0.002
30	76	0.013	0.028	0.015
30	77	0.012	0.025	0.013
30	78	0.016	0.036	0.020
30	79	0.014	0.029	0.015
30	80	0.013	0.026	0.013
31	38	0.014	0.027	0.013
31	39	0.016	0.031	0.015
31	40	0.014	0.026	0.012
31	41	0.015	0.030	0.015
31	42	0.014	0.025	0.011
50	158	0.014	0.049	0.035
50	159	0.013	0.046	0.033
50	160	0.013	0.041	0.028
50	161	0.013	0.045	0.032
50	162	0.016	0.056	0.040
51	43	0.014	0.035	0.021
51	44	0.013	0.032	0.019
51	45	0.014	0.035	0.021
51	46	0.014	0.037	0.023
51	47	0.014	0.037	0.023
100	163	0.016	0.153	0.137
100	164	0.014	0.135	0.121
100	165	0.015	0.142	0.127
100	166	0.013	0.107	0.094
100	167	0.013	0.117	0.104
101	48	0.014	0.109	0.095
101	49	0.013	0.097	0.084
101	50	0.013	0.103	0.090
101	51	0.015	0.118	0.103
101	52	0.015	0.125	0.110



23.0_PWGD_Leak	
Test Site	Dallas
Tester	ETS-364
Test Number	EF5069
Max Limit	1.5 uA
Min Limit	0.001 uA

krad(Si)	0	3	4	10	11	30	31	50	51	100	101
LL	0.001	0.001	0.001	0.001	0.001	0.001	0.001	0.001	0.001	0.001	0.001
Min	0.014	0.013	0.014	0.016	0.017	0.025	0.025	0.041	0.032	0.107	0.097
Average	0.015	0.015	0.014	0.018	0.019	0.029	0.028	0.047	0.035	0.131	0.110
Max	0.015	0.018	0.015	0.019	0.022	0.036	0.031	0.056	0.037	0.153	0.125
UL	1.500	1.500	1.500	1.500	1.500	1.500	1.500	1.500	1.500	1.500	1.500



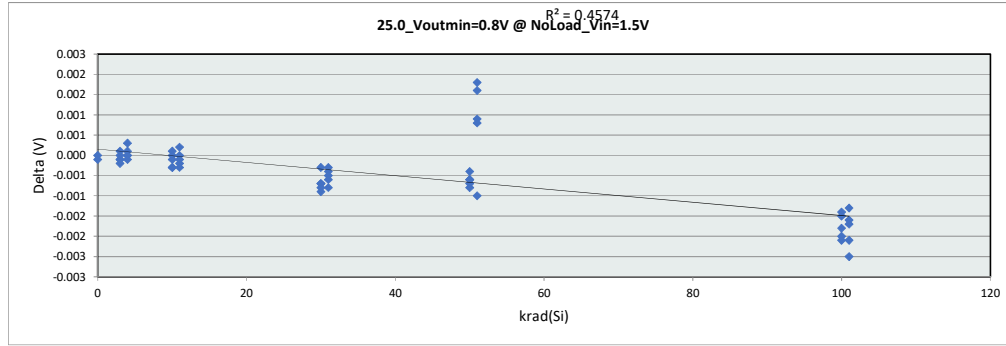
LDR Report
TPS7H1101A-SP

Max	0.018	0.153	0.137
Average	0.014	0.043	0.029
Min	0.012	0.013	0.000
Std Dev	0.001	0.040	0.040

LDR Report
TPS7H1101A-SP

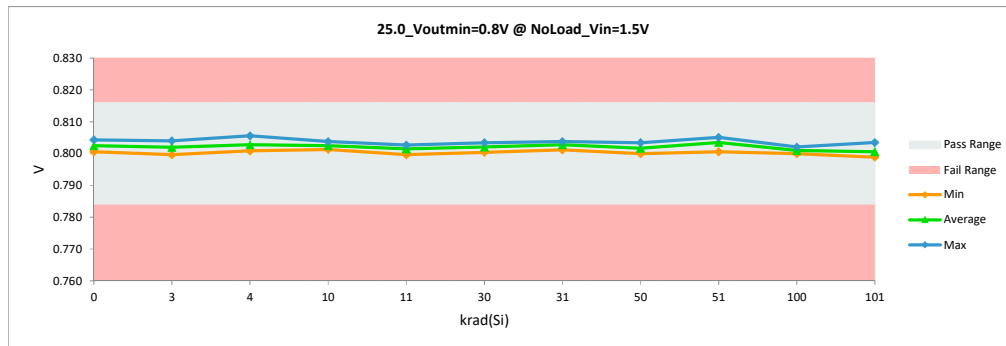
25.0_Voutmin=0.8V @ NoLoad_V		
Test Site	Dallas	Dallas
Tester	ETS-364	ETS-364
Test Number	EF5069	EF5069
Unit	V	V
Max Limit	0.816	0.816
Min Limit	0.784	0.784

krad(Si)	Serial #	Pre	Post	Delta
0	355	0.801	0.801	0.000
0	356	0.804	0.804	0.000
3	65	0.801	0.801	0.000
3	66	0.804	0.804	0.000
3	67	0.803	0.802	0.000
3	68	0.803	0.803	0.000
3	69	0.799	0.800	0.000
4	28	0.803	0.804	0.000
4	29	0.803	0.803	0.000
4	30	0.806	0.806	0.000
4	31	0.801	0.801	0.000
4	32	0.801	0.801	0.000
10	70	0.803	0.803	0.000
10	71	0.804	0.804	0.000
10	72	0.802	0.802	0.000
10	74	0.803	0.802	0.000
10	75	0.801	0.801	0.000
11	33	0.801	0.801	0.000
11	34	0.803	0.803	0.000
11	35	0.803	0.803	0.000
11	36	0.802	0.801	0.000
11	37	0.799	0.800	0.000
30	76	0.801	0.800	-0.001
30	77	0.803	0.802	0.000
30	78	0.803	0.802	-0.001
30	79	0.803	0.802	-0.001
30	80	0.804	0.803	-0.001
31	38	0.804	0.804	0.000
31	39	0.804	0.803	-0.001
31	40	0.803	0.803	-0.001
31	41	0.802	0.801	0.000
31	42	0.804	0.803	-0.001
50	158	0.800	0.800	0.000
50	159	0.802	0.801	-0.001
50	160	0.804	0.803	-0.001
50	161	0.802	0.802	-0.001
50	162	0.803	0.803	-0.001
51	43	0.803	0.805	0.002
51	44	0.803	0.805	0.002
51	45	0.802	0.801	-0.001
51	46	0.801	0.802	0.001
51	47	0.804	0.804	0.001
100	163	0.803	0.800	-0.002
100	164	0.804	0.802	-0.002
100	165	0.803	0.801	-0.002
100	166	0.803	0.802	-0.001
100	167	0.801	0.800	-0.001
101	48	0.803	0.801	-0.002
101	49	0.801	0.799	-0.002
101	50	0.802	0.801	-0.002
101	51	0.805	0.803	-0.001
101	52	0.801	0.799	-0.002



25.0_Voutmin=0.8V		
Test Site	Dallas	
Tester	ETS-364	
Test Number	EF5069	
Max Limit	0.816	V
Min Limit	0.784	V

krad(Si)	0	3	4	10	11	30	31	50	51	100	101
LL	0.784	0.784	0.784	0.784	0.784	0.784	0.784	0.784	0.784	0.784	0.784
Min	0.801	0.800	0.801	0.801	0.800	0.800	0.801	0.800	0.801	0.800	0.799
Average	0.802	0.802	0.803	0.802	0.802	0.802	0.803	0.802	0.803	0.801	0.801
Max	0.804	0.804	0.806	0.804	0.803	0.803	0.804	0.803	0.805	0.802	0.804
UL	0.816	0.816	0.816	0.816	0.816	0.816	0.816	0.816	0.816	0.816	0.816



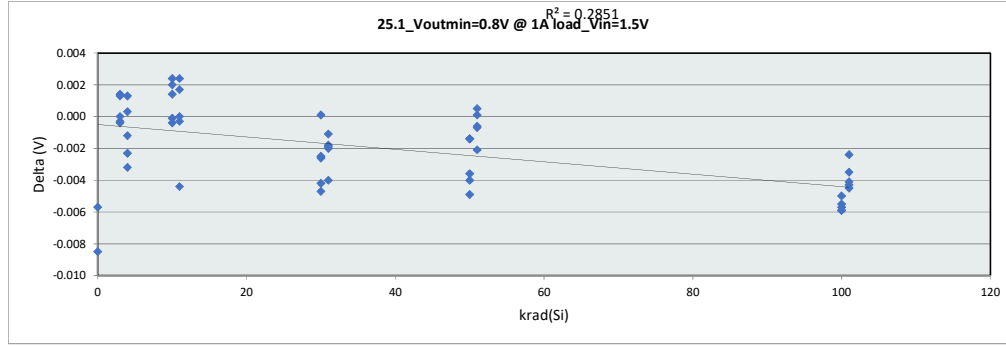
LDR Report
TPS7H1101A-SP

Max	0.806	0.806	0.002
Average	0.803	0.802	0.000
Min	0.799	0.799	-0.002
Std Dev	0.001	0.002	0.001

LDR Report
TPS7H1101A-SP

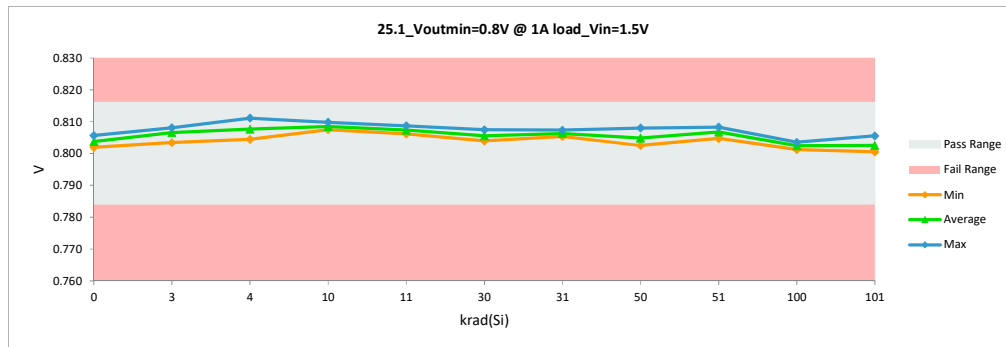
25.1_Voutmin=0.8V @ 1A load_V		
Test Site	Dallas	Dallas
Tester	ETS-364	ETS-364
Test Number	EF5069	EF5069
Unit	V	V
Max Limit	0.816	0.816
Min Limit	0.784	0.784

krad(Si)	Serial #	Pre	Post	Delta
0	355	0.810	0.802	-0.008
0	356	0.811	0.806	-0.006
3	65	0.805	0.806	0.001
3	66	0.808	0.808	0.000
3	67	0.807	0.808	0.001
3	68	0.808	0.808	0.000
3	69	0.803	0.803	0.000
4	28	0.809	0.809	0.000
4	29	0.809	0.807	-0.002
4	30	0.812	0.811	-0.001
4	31	0.808	0.804	-0.003
4	32	0.805	0.806	0.001
10	70	0.807	0.810	0.002
10	71	0.808	0.810	0.001
10	72	0.808	0.808	0.000
10	74	0.808	0.808	0.000
10	75	0.806	0.808	0.002
11	33	0.811	0.807	-0.004
11	34	0.808	0.808	0.000
11	35	0.809	0.809	0.000
11	36	0.806	0.808	0.002
11	37	0.804	0.806	0.002
30	76	0.807	0.804	-0.003
30	77	0.807	0.807	0.000
30	78	0.809	0.804	-0.005
30	79	0.810	0.805	-0.004
30	80	0.810	0.807	-0.002
31	38	0.811	0.807	-0.004
31	39	0.807	0.805	-0.002
31	40	0.809	0.807	-0.002
31	41	0.807	0.805	-0.001
31	42	0.808	0.806	-0.002
50	158	0.807	0.803	-0.004
50	159	0.807	0.803	-0.004
50	160	0.808	0.807	-0.001
50	161	0.809	0.804	-0.005
50	162	0.809	0.808	-0.001
51	43	0.808	0.808	0.000
51	44	0.808	0.808	0.000
51	45	0.805	0.805	-0.001
51	46	0.808	0.806	-0.002
51	47	0.808	0.807	-0.001
100	163	0.808	0.802	-0.006
100	164	0.809	0.804	-0.006
100	165	0.808	0.802	-0.006
100	166	0.809	0.803	-0.005
100	167	0.806	0.801	-0.005
101	48	0.807	0.803	-0.003
101	49	0.805	0.801	-0.004
101	50	0.805	0.803	-0.002
101	51	0.810	0.806	-0.004
101	52	0.805	0.801	-0.004



25.1_Voutmin=0.8V		
Test Site	Dallas	
Tester	ETS-364	
Test Number	EF5069	
Max Limit	0.816	V
Min Limit	0.784	V

krad(Si)	0	3	4	10	11	30	31	50	51	100	101
LL	0.784	0.784	0.784	0.784	0.784	0.784	0.784	0.784	0.784	0.784	0.784
Min	0.802	0.803	0.804	0.808	0.806	0.804	0.805	0.803	0.805	0.801	0.801
Average	0.804	0.807	0.808	0.809	0.807	0.806	0.806	0.805	0.807	0.802	0.802
Max	0.806	0.808	0.811	0.810	0.809	0.807	0.807	0.808	0.808	0.804	0.806
UL	0.816	0.816	0.816	0.816	0.816	0.816	0.816	0.816	0.816	0.816	0.816



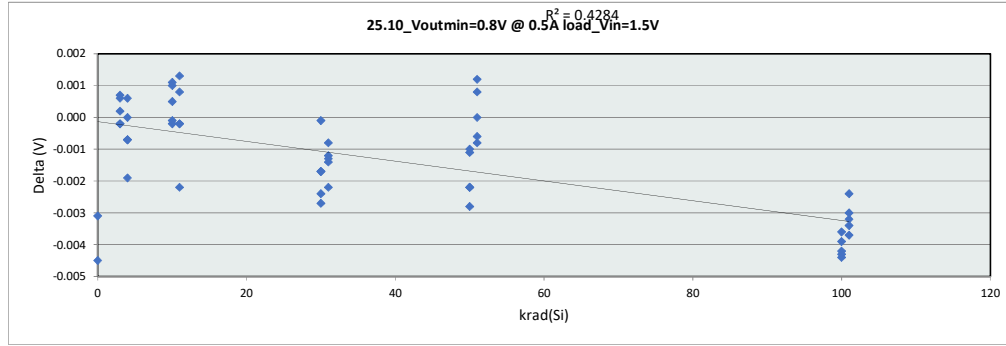
LDR Report TPS7H1101A-SP

Max	0.812	0.811	0.002
Average	0.808	0.806	-0.002
Min	0.803	0.801	-0.008
Std Dev	0.002	0.003	0.003

LDR Report
TPS7H1101A-SP

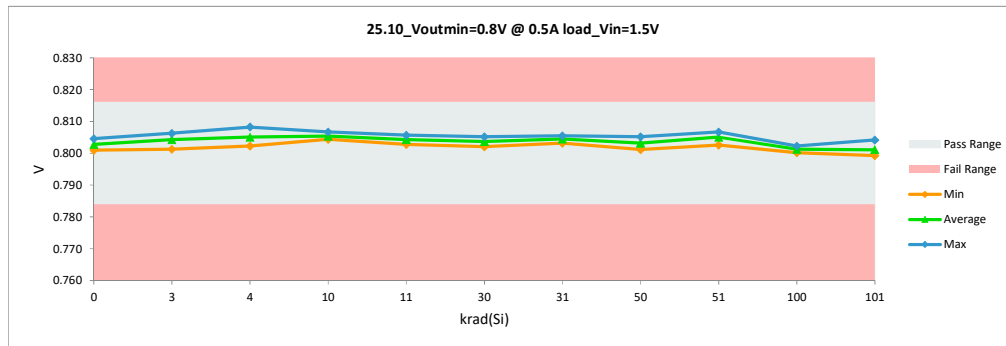
25.10_Voutmin=0.8V @ 0.5A load		
Test Site	Dallas	Dallas
Tester	ETS-364	ETS-364
Test Number	EF5069	EF5069
Unit	V	V
Max Limit	0.816	0.816
Min Limit	0.784	0.784

krad(Si)	Serial #	Pre	Post	Delta
0	355	0.805	0.801	-0.004
0	356	0.808	0.805	-0.003
3	65	0.803	0.803	0.001
3	66	0.806	0.806	0.000
3	67	0.805	0.805	0.001
3	68	0.805	0.805	0.000
3	69	0.801	0.801	0.000
4	28	0.806	0.806	0.000
4	29	0.806	0.805	-0.001
4	30	0.809	0.808	-0.001
4	31	0.804	0.802	-0.002
4	32	0.803	0.803	0.001
10	70	0.805	0.806	0.001
10	71	0.806	0.807	0.001
10	72	0.805	0.805	0.000
10	74	0.805	0.805	0.000
10	75	0.803	0.804	0.001
11	33	0.806	0.804	-0.002
11	34	0.805	0.805	0.000
11	35	0.806	0.806	0.000
11	36	0.804	0.804	0.001
11	37	0.801	0.803	0.001
30	76	0.804	0.802	-0.002
30	77	0.805	0.805	0.000
30	78	0.806	0.803	-0.003
30	79	0.806	0.804	-0.002
30	80	0.807	0.805	-0.002
31	38	0.808	0.805	-0.002
31	39	0.805	0.804	-0.001
31	40	0.806	0.805	-0.001
31	41	0.804	0.803	-0.001
31	42	0.806	0.805	-0.001
50	158	0.803	0.801	-0.002
50	159	0.804	0.802	-0.002
50	160	0.806	0.805	-0.001
50	161	0.806	0.803	-0.003
50	162	0.806	0.805	-0.001
51	43	0.805	0.807	0.001
51	44	0.806	0.806	0.001
51	45	0.803	0.803	-0.001
51	46	0.805	0.804	-0.001
51	47	0.806	0.806	0.000
100	163	0.805	0.801	-0.004
100	164	0.806	0.802	-0.004
100	165	0.805	0.801	-0.004
100	166	0.806	0.802	-0.004
100	167	0.804	0.800	-0.004
101	48	0.805	0.801	-0.003
101	49	0.803	0.799	-0.004
101	50	0.804	0.801	-0.002
101	51	0.807	0.804	-0.003
101	52	0.803	0.799	-0.003



25.10_Voutmin=0.8	
Test Site	Dallas
Tester	ETS-364
Test Number	EF5069
Max Limit	0.816 V
Min Limit	0.784 V

krad(Si)	0	3	4	10	11	30	31	50	51	100	101
LL	0.784	0.784	0.784	0.784	0.784	0.784	0.784	0.784	0.784	0.784	0.784
Min	0.801	0.801	0.802	0.804	0.803	0.802	0.803	0.801	0.803	0.800	0.799
Average	0.803	0.804	0.805	0.805	0.804	0.804	0.804	0.803	0.805	0.801	0.801
Max	0.805	0.806	0.808	0.807	0.806	0.805	0.805	0.805	0.807	0.802	0.804
UL	0.816	0.816	0.816	0.816	0.816	0.816	0.816	0.816	0.816	0.816	0.816



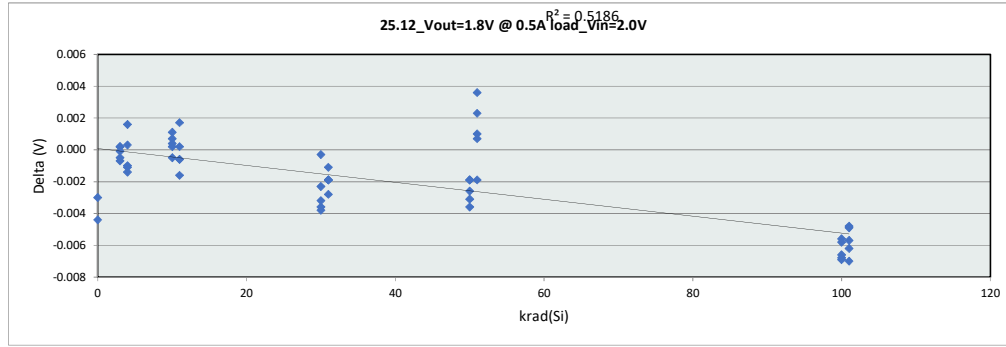
LDR Report
TPS7H1101A-SP

Max	0.809	0.808	0.001
Average	0.805	0.804	-0.001
Min	0.801	0.799	-0.004
Std Dev	0.002	0.002	0.002

LDR Report
TPS7H1101A-SP

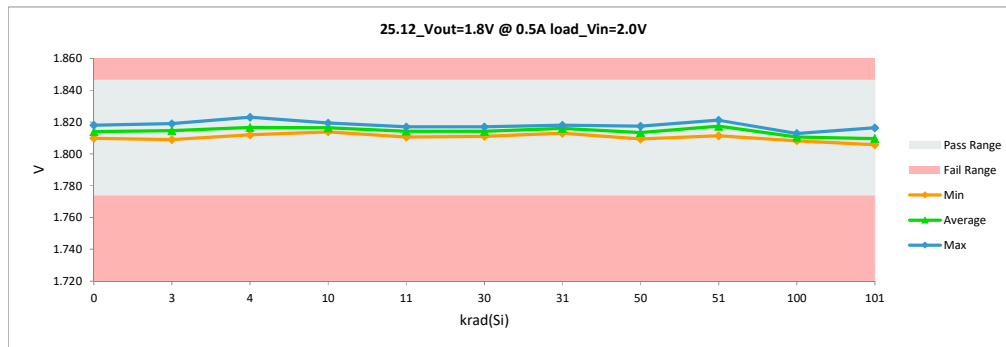
25.12_Vout=1.8V @ 0.5A load_V		
Test Site	Dallas	Dallas
Tester	ETS-364	ETS-364
Test Number	EF5069	EF5069
Unit	V	
Max Limit	1.8462	1.8462
Min Limit	1.7738	1.7738

krad(Si)	Serial #	Pre	Post	Delta
0	355	1.814	1.810	-0.004
0	356	1.821	1.818	-0.003
3	65	1.812	1.812	0.000
3	66	1.820	1.819	-0.001
3	67	1.816	1.816	0.000
3	68	1.817	1.817	0.000
3	69	1.809	1.809	0.000
4	28	1.819	1.819	0.000
4	29	1.817	1.816	-0.001
4	30	1.824	1.823	-0.001
4	31	1.813	1.812	-0.001
4	32	1.811	1.813	0.002
10	70	1.817	1.818	0.001
10	71	1.819	1.819	0.000
10	72	1.815	1.815	0.000
10	74	1.816	1.816	-0.001
10	75	1.813	1.814	0.001
11	33	1.816	1.814	-0.002
11	34	1.817	1.816	-0.001
11	35	1.817	1.817	-0.001
11	36	1.814	1.814	0.000
11	37	1.809	1.811	0.002
30	76	1.813	1.811	-0.002
30	77	1.816	1.816	0.000
30	78	1.817	1.813	-0.004
30	79	1.818	1.814	-0.004
30	80	1.820	1.817	-0.003
31	38	1.821	1.818	-0.003
31	39	1.818	1.816	-0.002
31	40	1.818	1.816	-0.002
31	41	1.814	1.813	-0.001
31	42	1.819	1.817	-0.002
50	158	1.812	1.809	-0.003
50	159	1.814	1.811	-0.003
50	160	1.819	1.817	-0.002
50	161	1.816	1.813	-0.004
50	162	1.818	1.816	-0.002
51	43	1.818	1.821	0.004
51	44	1.818	1.821	0.002
51	45	1.813	1.811	-0.002
51	46	1.814	1.815	0.001
51	47	1.818	1.819	0.001
100	163	1.816	1.809	-0.007
100	164	1.819	1.813	-0.007
100	165	1.817	1.810	-0.007
100	166	1.818	1.813	-0.006
100	167	1.814	1.808	-0.006
101	48	1.816	1.810	-0.006
101	49	1.813	1.806	-0.007
101	50	1.815	1.810	-0.005
101	51	1.821	1.816	-0.005
101	52	1.812	1.806	-0.006



25.12_Vout=1.8V @		
Test Site	Dallas	
Tester	ETS-364	
Test Number	EF5069	
Max Limit	1.8462	V
Min Limit	1.7738	V

krad(Si)	0	3	4	10	11	30	31	50	51	100	101
LL	1.774	1.774	1.774	1.774	1.774	1.774	1.774	1.774	1.774	1.774	1.774
Min	1.810	1.809	1.812	1.814	1.811	1.811	1.813	1.809	1.811	1.808	1.806
Average	1.814	1.815	1.817	1.816	1.814	1.814	1.816	1.813	1.817	1.811	1.810
Max	1.818	1.819	1.823	1.819	1.817	1.817	1.818	1.817	1.821	1.813	1.816
UL	1.846	1.846	1.846	1.846	1.846	1.846	1.846	1.846	1.846	1.846	1.846



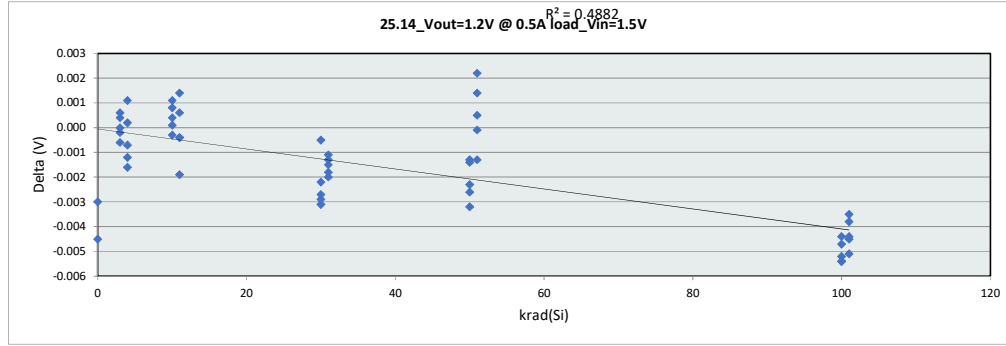
LDR Report
TPS7H1101A-SP

Max	1.824	1.823	0.004
Average	1.816	1.814	-0.002
Min	1.809	1.806	-0.007
Std Dev	0.003	0.004	0.003

LDR Report
TPS7H1101A-SP

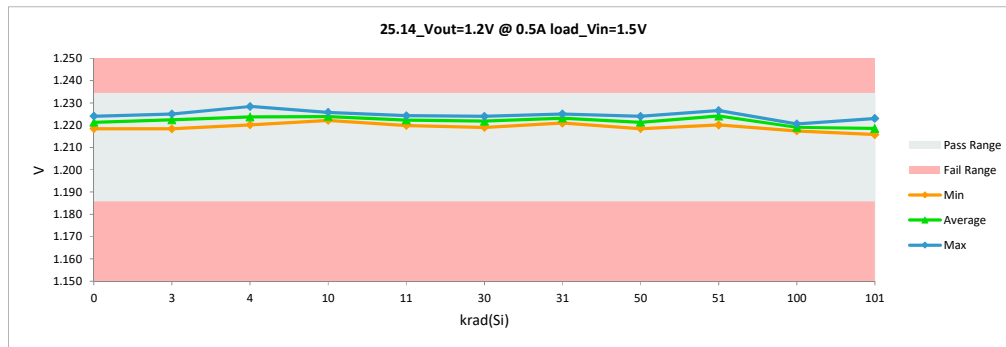
25.14_Vout=1.2V @ 0.5A load_Vi		
Test Site	Dallas	Dallas
Tester	ETS-364	ETS-364
Test Number	EF5069	EF5069
Unit	V	V
Max Limit	1.2342	1.2342
Min Limit	1.1858	1.1858

krad(Si)	Serial #	Pre	Post	Delta
0	355	1.223	1.219	-0.005
0	356	1.227	1.224	-0.003
3	65	1.220	1.221	0.001
3	66	1.226	1.225	-0.001
3	67	1.223	1.224	0.000
3	68	1.224	1.224	0.000
3	69	1.218	1.218	0.000
4	28	1.225	1.225	0.000
4	29	1.225	1.223	-0.001
4	30	1.229	1.228	-0.001
4	31	1.222	1.220	-0.002
4	32	1.220	1.221	0.001
10	70	1.224	1.225	0.001
10	71	1.225	1.226	0.000
10	72	1.223	1.223	0.000
10	74	1.224	1.223	0.000
10	75	1.221	1.222	0.001
11	33	1.224	1.222	-0.002
11	34	1.224	1.223	0.000
11	35	1.225	1.224	0.000
11	36	1.222	1.222	0.000
11	37	1.218	1.220	0.001
30	76	1.222	1.219	-0.003
30	77	1.224	1.223	0.000
30	78	1.224	1.221	-0.003
30	79	1.225	1.222	-0.003
30	80	1.226	1.224	-0.002
31	38	1.227	1.225	-0.002
31	39	1.224	1.223	-0.001
31	40	1.225	1.223	-0.002
31	41	1.222	1.221	-0.001
31	42	1.225	1.224	-0.001
50	158	1.221	1.219	-0.002
50	159	1.222	1.219	-0.003
50	160	1.225	1.224	-0.001
50	161	1.224	1.221	-0.003
50	162	1.225	1.224	-0.001
51	43	1.224	1.227	0.002
51	44	1.225	1.226	0.001
51	45	1.221	1.220	-0.001
51	46	1.223	1.222	0.000
51	47	1.225	1.225	0.000
100	163	1.224	1.218	-0.005
100	164	1.226	1.221	-0.005
100	165	1.224	1.219	-0.005
100	166	1.225	1.220	-0.005
100	167	1.222	1.217	-0.004
101	48	1.223	1.219	-0.005
101	49	1.221	1.216	-0.005
101	50	1.222	1.219	-0.003
101	51	1.227	1.223	-0.004
101	52	1.221	1.216	-0.004



25.14_Vout=1.2V @		
Test Site	Dallas	
Tester	ETS-364	
Test Number	EF5069	
Max Limit	1.2342	V
Min Limit	1.1858	V

krad(Si)	0	3	4	10	11	30	31	50	51	100	101
LL	1.186	1.186	1.186	1.186	1.186	1.186	1.186	1.186	1.186	1.186	1.186
Min	1.219	1.218	1.220	1.222	1.220	1.219	1.221	1.219	1.220	1.217	1.216
Average	1.221	1.222	1.224	1.224	1.222	1.222	1.223	1.221	1.224	1.219	1.219
Max	1.224	1.225	1.228	1.226	1.224	1.224	1.225	1.224	1.227	1.221	1.223
UL	1.234	1.234	1.234	1.234	1.234	1.234	1.234	1.234	1.234	1.234	1.234



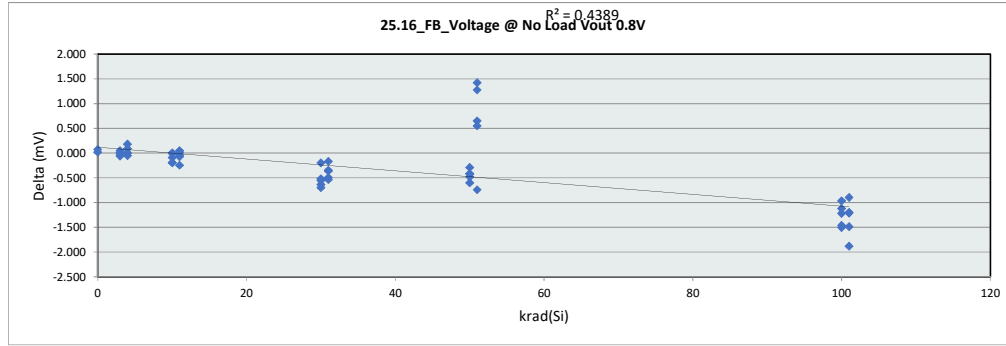
LDR Report
TPS7H1101A-SP

Max	1.229	1.228	0.002
Average	1.224	1.222	-0.002
Min	1.218	1.216	-0.005
Std Dev	0.002	0.003	0.002

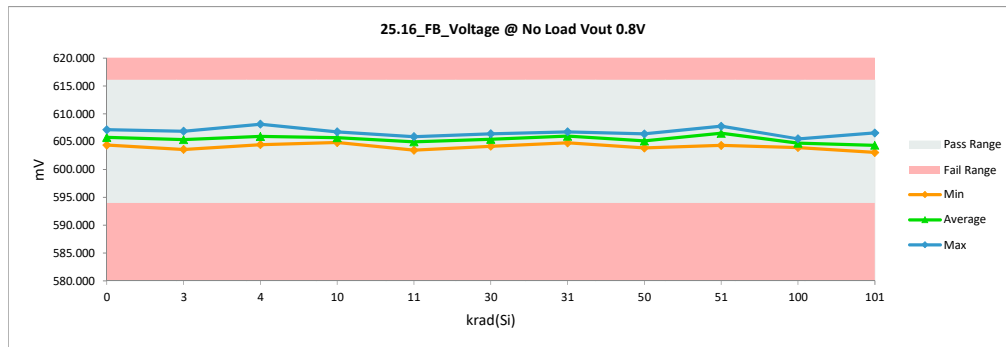
LDR Report
TPS7H1101A-SP

25.16_FB_Voltage @ No Load Vout		
Test Site	Dallas	Dallas
Tester	ETS-364	ETS-364
Test Number	EF5069	EF5069
Unit	mV	mV
Max Limit	616	616
Min Limit	594	594

krad(Si)	Serial #	Pre	Post	Delta
0	355	604.364	604.380	0.016
0	356	607.092	607.164	0.072
3	65	604.438	604.388	-0.050
3	66	606.945	606.881	-0.064
3	67	605.657	605.662	0.005
3	68	606.285	606.282	-0.003
3	69	603.538	603.586	0.048
4	28	606.523	606.609	0.086
4	29	605.957	605.961	0.004
4	30	608.188	608.134	-0.054
4	31	604.479	604.473	-0.006
4	32	604.340	604.521	0.181
10	70	606.096	606.086	-0.010
10	71	606.960	606.763	-0.197
10	72	605.232	605.232	0.000
10	74	605.809	605.612	-0.197
10	75	604.932	604.842	-0.090
11	33	604.912	604.873	-0.039
11	34	605.983	605.735	-0.248
11	35	605.895	605.912	0.017
11	36	604.994	604.917	-0.077
11	37	603.401	603.449	0.048
30	76	604.818	604.180	-0.638
30	77	605.931	605.730	-0.201
30	78	605.773	605.250	-0.523
30	79	606.082	605.530	-0.552
30	80	607.119	606.420	-0.699
31	38	606.950	606.780	-0.170
31	39	606.586	606.050	-0.536
31	40	606.261	605.900	-0.361
31	41	605.108	604.760	-0.348
31	42	606.863	606.370	-0.493
50	158	604.171	603.877	-0.294
50	159	605.083	604.481	-0.602
50	160	606.791	606.374	-0.417
50	161	605.559	605.076	-0.483
50	162	606.192	605.767	-0.425
51	43	606.350	607.772	1.422
51	44	606.408	607.684	1.276
51	45	605.064	604.322	-0.742
51	46	604.942	605.591	0.649
51	47	606.623	607.172	0.549
100	163	605.752	604.250	-1.502
100	164	606.734	605.512	-1.222
100	165	605.999	604.538	-1.461
100	166	606.460	605.338	-1.122
100	167	604.915	603.947	-0.968
101	48	605.963	604.474	-1.489
101	49	604.939	603.054	-1.885
101	50	605.561	604.347	-1.214
101	51	607.474	606.574	-0.900
101	52	604.495	603.294	-1.201



25.16_FB_Voltage @											
Test Site	Dallas										
Tester	ETS-364										
Test Number	EF5069										
Max Limit	616	mV									
Min Limit	594	mV									
krad(Si)	0	3	4	10	11	30	31	50	51	100	101
LL	594.000	594.000	594.000	594.000	594.000	594.000	594.000	594.000	594.000	594.000	594.000
Min	604.380	603.586	604.473	604.842	603.449	604.180	604.760	603.877	604.322	603.947	603.054
Average	605.772	605.360	605.940	605.707	604.977	605.422	605.972	605.115	606.508	604.717	604.349
Max	607.164	606.881	608.134	606.763	605.912	606.420	606.780	606.374	607.772	605.512	606.574
UL	616.000	616.000	616.000	616.000	616.000	616.000	616.000	616.000	616.000	616.000	616.000



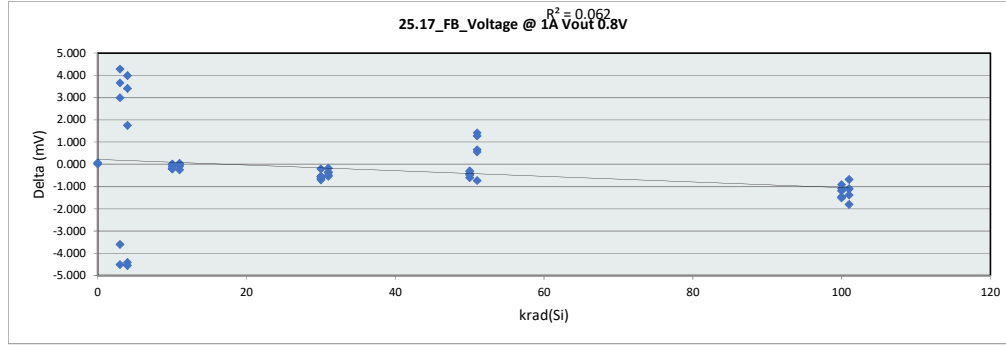
LDR Report TPS7H1101A-SP

Max	608.188	608.134	1.422
Average	605.750	605.421	-0.329
Min	603.401	603.054	-1.885
Std Dev	1.020	1.200	0.633

LDR Report
TPS7H1101A-SP

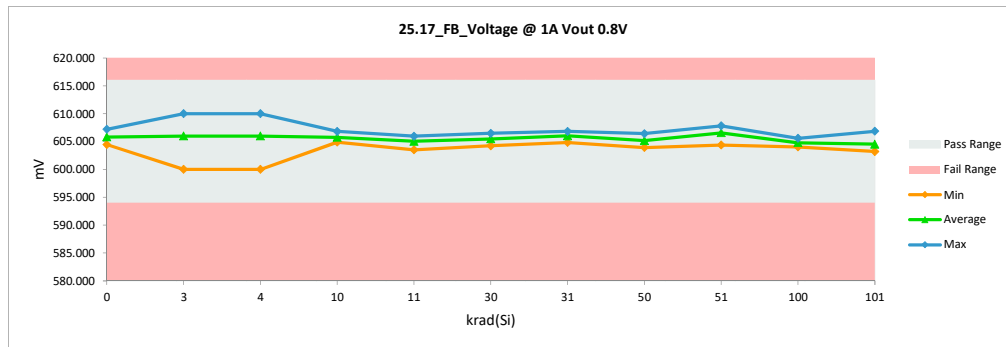
25.17_FB_Voltage @ 1A Vout 0.8		
Test Site	Dallas	Dallas
Tester	ETS-364	ETS-364
Test Number	EF5069	EF5069
Unit	mV	mV
Max Limit	616	616
Min Limit	594	594

krad(Si)	Serial #	Pre	Post	Delta
0	355	604.424	604.442	0.018
0	356	607.154	607.229	0.075
3	65	604.500	600.000	-4.500
3	66	607.001	610.000	2.999
3	67	605.717	610.000	4.283
3	68	606.343	610.000	3.657
3	69	603.595	600.000	-3.595
4	28	606.586	610.000	3.414
4	29	606.015	610.000	3.985
4	30	608.243	610.000	1.757
4	31	604.539	600.000	-4.539
4	32	604.405	600.000	-4.405
10	70	606.153	606.153	0.000
10	71	607.022	606.827	-0.195
10	72	605.293	605.293	0.000
10	74	605.871	605.668	-0.203
10	75	604.999	604.902	-0.097
11	33	604.976	604.943	-0.033
11	34	606.043	605.798	-0.245
11	35	605.954	605.984	0.030
11	36	605.050	604.962	-0.088
11	37	603.461	603.510	0.049
30	76	604.881	604.242	-0.639
30	77	605.985	605.785	-0.200
30	78	605.833	605.304	-0.529
30	79	606.144	605.596	-0.548
30	80	607.177	606.479	-0.698
31	38	607.016	606.843	-0.173
31	39	606.646	606.112	-0.534
31	40	606.327	605.957	-0.370
31	41	605.168	604.824	-0.344
31	42	606.924	606.437	-0.487
50	158	604.233	603.936	-0.297
50	159	605.145	604.545	-0.600
50	160	606.845	606.431	-0.414
50	161	605.623	605.147	-0.476
50	162	606.253	605.825	-0.428
51	43	606.410	607.828	1.418
51	44	606.472	607.753	1.281
51	45	605.127	604.396	-0.731
51	46	605.003	605.662	0.659
51	47	606.685	607.237	0.552
100	163	605.814	604.312	-1.502
100	164	606.792	605.603	-1.189
100	165	606.059	604.608	-1.451
100	166	606.524	605.430	-1.094
100	167	604.968	604.056	-0.912
101	48	606.021	604.641	-1.380
101	49	604.999	603.202	-1.797
101	50	605.627	604.539	-1.088
101	51	607.535	606.855	-0.680
101	52	604.549	603.447	-1.102



25.17_FB_Voltage @		
Test Site	Dallas	
Tester	ETS-364	
Test Number	EF5069	
Max Limit	616	mV
Min Limit	594	mV

krad(Si)	0	3	4	10	11	30	31	50	51	100	101
LL	594.000	594.000	594.000	594.000	594.000	594.000	594.000	594.000	594.000	594.000	594.000
Min	604.442	600.000	600.000	604.902	603.510	604.242	604.824	603.936	604.396	604.056	603.202
Average	605.836	606.000	606.000	605.769	605.039	605.481	606.035	605.177	606.575	604.802	604.537
Max	607.229	610.000	610.000	606.827	605.984	606.479	606.843	606.431	607.828	605.603	606.855
UL	616.000	616.000	616.000	616.000	616.000	616.000	616.000	616.000	616.000	616.000	616.000



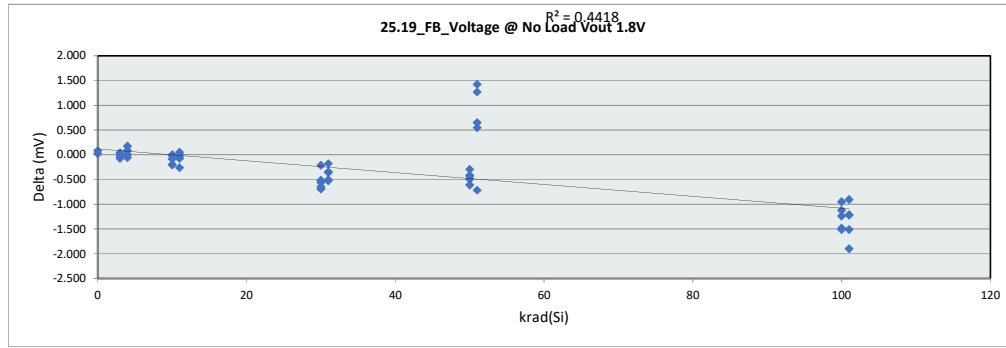
LDR Report
TPS7H1101A-SP

Max	608.243	610.000	4.283
Average	605.810	605.553	-0.257
Min	603.461	600.000	-4.539
Std Dev	1.019	2.413	1.800

LDR Report
TPS7H1101A-SP

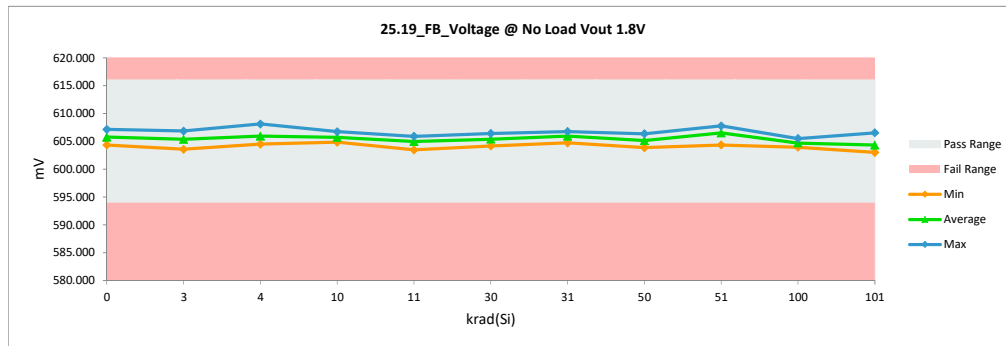
25.19_FB_Voltage @ No Load Vout		
Test Site	Dallas	Dallas
Tester	ETS-364	ETS-364
Test Number	EF5069	EF5069
Unit	mV	mV
Max Limit	616	616
Min Limit	594	594

krad(Si)	Serial #	Pre	Post	Delta
0	355	604.348	604.371	0.023
0	356	607.080	607.160	0.080
3	65	604.429	604.385	-0.044
3	66	606.926	606.851	-0.075
3	67	605.647	605.660	0.013
3	68	606.271	606.269	-0.002
3	69	603.504	603.546	0.042
4	28	606.516	606.604	0.088
4	29	605.959	605.965	0.006
4	30	608.173	608.112	-0.061
4	31	604.477	604.477	0.000
4	32	604.351	604.522	0.171
10	70	606.080	606.059	-0.021
10	71	606.947	606.747	-0.200
10	72	605.216	605.215	-0.001
10	74	605.797	605.595	-0.202
10	75	604.922	604.836	-0.086
11	33	604.915	604.870	-0.045
11	34	605.977	605.714	-0.263
11	35	605.883	605.896	0.013
11	36	604.992	604.912	-0.080
11	37	603.395	603.446	0.051
30	76	604.821	604.170	-0.651
30	77	605.906	605.690	-0.216
30	78	605.757	605.240	-0.517
30	79	606.069	605.510	-0.559
30	80	607.114	606.420	-0.694
31	38	606.941	606.760	-0.181
31	39	606.571	606.040	-0.531
31	40	606.250	605.890	-0.360
31	41	605.098	604.750	-0.348
31	42	606.846	606.340	-0.506
50	158	604.175	603.878	-0.297
50	159	605.078	604.466	-0.612
50	160	606.774	606.358	-0.416
50	161	605.551	605.057	-0.494
50	162	606.178	605.745	-0.433
51	43	606.341	607.762	1.421
51	44	606.396	607.662	1.266
51	45	605.061	604.340	-0.721
51	46	604.929	605.577	0.648
51	47	606.610	607.154	0.544
100	163	605.736	604.221	-1.515
100	164	606.716	605.478	-1.238
100	165	605.992	604.506	-1.486
100	166	606.456	605.333	-1.123
100	167	604.892	603.940	-0.952
101	48	605.942	604.429	-1.513
101	49	604.918	603.017	-1.901
101	50	605.557	604.341	-1.216
101	51	607.449	606.541	-0.908
101	52	604.475	603.257	-1.218



25.19_FB_Voltage @	
Test Site	Dallas
Tester	ETS-364
Test Number	EF5069
Max Limit	616 mV
Min Limit	594 mV

krad(Si)	0	3	4	10	11	30	31	50	51	100	101
LL	594.000	594.000	594.000	594.000	594.000	594.000	594.000	594.000	594.000	594.000	594.000
Min	604.371	603.546	604.477	604.836	603.446	604.170	604.750	603.878	604.340	603.940	603.017
Average	605.766	605.342	605.936	605.690	604.968	605.406	605.956	605.101	606.499	604.696	604.317
Max	607.160	606.851	608.112	606.747	605.896	606.420	606.760	606.358	607.762	605.478	606.541
UL	616.000	616.000	616.000	616.000	616.000	616.000	616.000	616.000	616.000	616.000	616.000



LDR Report

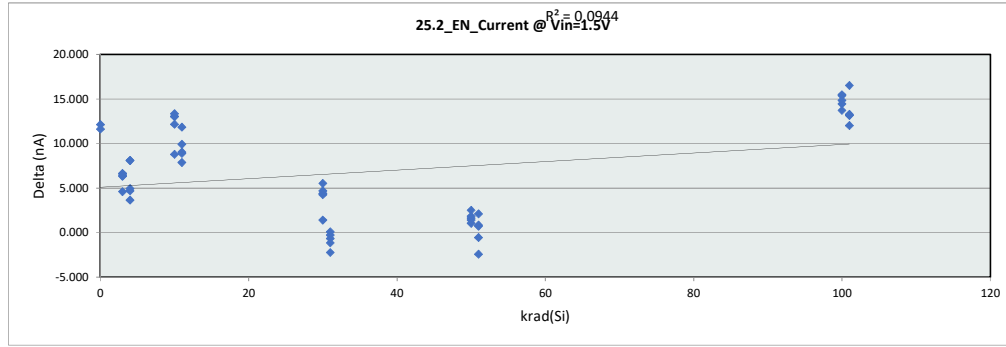
TPS7H1101A-SP

Max	608.173	608.112	1.421
Average	605.739	605.405	-0.333
Min	603.395	603.017	-1.901
Std Dev	1.018	1.199	0.636

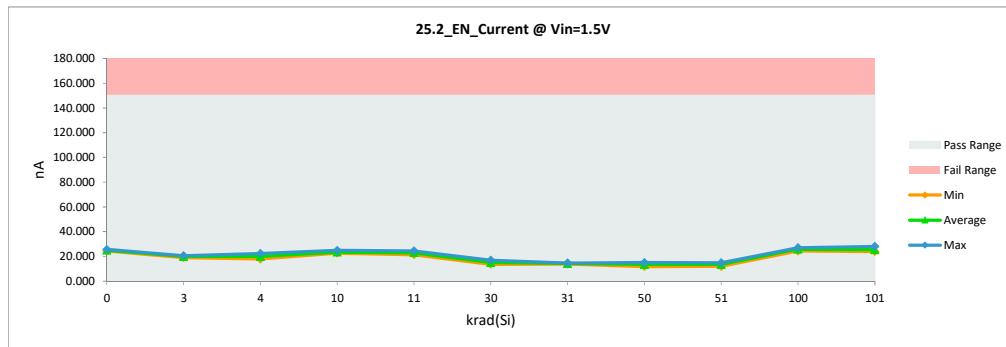
LDR Report
TPS7H1101A-SP

25.2_EN_Current @ Vin=1.5V		
Test Site	Dallas	Dallas
Tester	ETS-364	ETS-364
Test Number	EF5069	EF5069
Unit	nA	nA
Max Limit	150	150
Min Limit	0.001	0.001

krad(Si)	Serial #	Pre	Post	Delta
0	355	12.721	24.346	11.625
0	356	13.436	25.556	12.120
3	65	15.628	20.229	4.601
3	66	13.530	20.181	6.651
3	67	13.946	20.535	6.589
3	68	13.349	19.671	6.322
3	69	12.736	19.129	6.393
4	28	11.503	19.592	8.089
4	29	14.151	17.809	3.658
4	30	14.143	22.256	8.113
4	31	15.612	20.299	4.687
4	32	14.756	19.702	4.946
10	70	14.292	23.081	8.789
10	71	11.723	24.778	13.055
10	72	10.465	22.633	12.168
10	74	10.654	23.694	13.040
10	75	9.507	22.853	13.346
11	33	12.304	21.337	9.033
11	34	12.579	24.425	11.846
11	35	13.938	22.829	8.891
11	36	13.113	23.042	9.929
11	37	15.203	23.081	7.878
30	76	11.393	16.921	5.528
30	77	11.385	15.648	4.263
30	78	9.860	14.273	4.413
30	79	9.805	14.485	4.680
30	80	12.210	13.628	1.418
31	38	14.756	14.477	-0.279
31	39	16.924	14.689	-2.235
31	40	14.873	13.715	-1.158
31	41	14.190	14.296	0.106
31	42	14.426	13.762	-0.664
50	158	10.764	11.805	1.041
50	159	10.945	12.568	1.623
50	160	11.620	13.463	1.843
50	161	12.980	14.398	1.418
50	162	12.563	15.082	2.519
51	43	14.017	13.471	-0.546
51	44	12.988	13.840	0.852
51	45	14.371	11.947	-2.424
51	46	12.815	14.909	2.094
51	47	12.618	13.345	0.727
100	163	10.615	26.098	15.483
100	164	12.060	26.900	14.840
100	165	11.322	25.784	14.462
100	166	10.568	24.291	13.723
100	167	10.615	26.004	15.389
101	48	11.801	23.819	12.018
101	49	12.170	25.375	13.205
101	50	11.691	24.857	13.166
101	51	11.848	25.132	13.284
101	52	11.495	28.023	16.528



25.2_EN_Current @											
Test Site	Dallas										
Tester	ETS-364										
Test Number	EF5069										
Max Limit	150	nA									
Min Limit	0.001	nA									
krad(Si)	0	3	4	10	11	30	31	50	51	100	101
LL	0.001	0.001	0.001	0.001	0.001	0.001	0.001	0.001	0.001	0.001	0.001
Min	24.346	19.129	17.809	22.633	21.337	13.628	13.715	11.805	11.947	24.291	23.819
Average	24.951	19.949	19.932	23.408	22.943	14.991	14.188	13.463	13.502	25.815	25.441
Max	25.556	20.535	22.256	24.778	24.425	16.921	14.689	15.082	14.909	26.900	28.023
UL	150.000	150.000	150.000	150.000	150.000	150.000	150.000	150.000	150.000	150.000	150.000



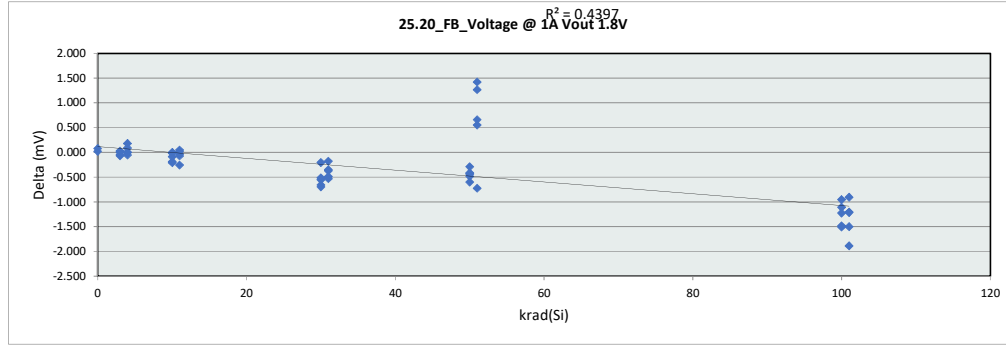
LDR Report
TPS7H1101A-SP

Max	16.924	28.023	16.528
Average	12.673	19.578	6.906
Min	9.507	11.805	-2.424
Std Dev	1.690	4.911	5.515

LDR Report
TPS7H1101A-SP

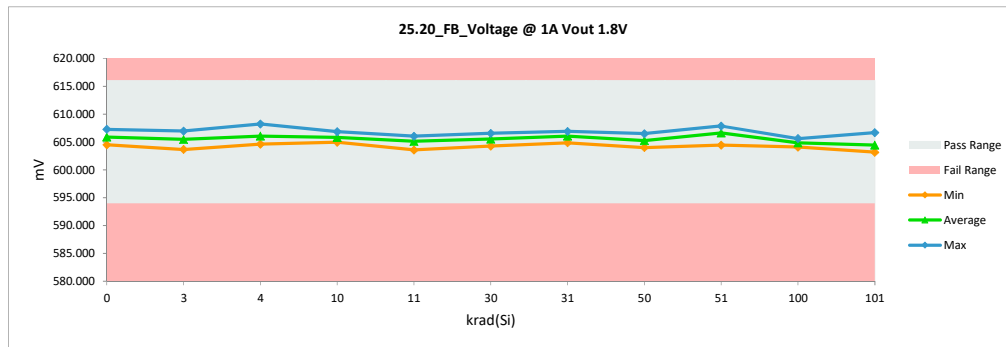
25.20_FB_Voltage @ 1A Vout 1.8		
Test Site	Dallas	Dallas
Tester	ETS-364	ETS-364
Test Number	EF5069	EF5069
Unit	mV	mV
Max Limit	616	616
Min Limit	594	594

krad(Si)	Serial #	Pre	Post	Delta
0	355	604.471	604.490	0.019
0	356	607.208	607.286	0.078
3	65	604.548	604.503	-0.045
3	66	607.037	606.966	-0.071
3	67	605.763	605.773	0.010
3	68	606.387	606.389	0.002
3	69	603.627	603.656	0.029
4	28	606.638	606.729	0.091
4	29	606.091	606.095	0.004
4	30	608.286	608.231	-0.055
4	31	604.602	604.599	-0.003
4	32	604.462	604.642	0.180
10	70	606.194	606.179	-0.015
10	71	607.066	606.856	-0.210
10	72	605.337	605.338	0.001
10	74	605.899	605.711	-0.188
10	75	605.050	604.962	-0.088
11	33	605.025	604.992	-0.033
11	34	606.089	605.835	-0.254
11	35	606.000	606.018	0.018
11	36	605.103	605.030	-0.073
11	37	603.516	603.563	0.047
30	76	604.935	604.278	-0.657
30	77	606.020	605.816	-0.204
30	78	605.877	605.360	-0.517
30	79	606.194	605.640	-0.554
30	80	607.232	606.534	-0.698
31	38	607.064	606.887	-0.177
31	39	606.689	606.160	-0.529
31	40	606.374	606.002	-0.372
31	41	605.218	604.870	-0.348
31	42	606.961	606.473	-0.488
50	158	604.288	603.996	-0.292
50	159	605.192	604.593	-0.599
50	160	606.888	606.474	-0.414
50	161	605.669	605.185	-0.484
50	162	606.295	605.856	-0.439
51	43	606.452	607.872	1.420
51	44	606.519	607.782	1.263
51	45	605.181	604.457	-0.724
51	46	605.039	605.698	0.659
51	47	606.732	607.283	0.551
100	163	605.852	604.343	-1.509
100	164	606.832	605.607	-1.225
100	165	606.109	604.623	-1.486
100	166	606.584	605.475	-1.109
100	167	605.014	604.059	-0.955
101	48	606.052	604.551	-1.501
101	49	605.036	603.148	-1.888
101	50	605.678	604.466	-1.212
101	51	607.579	606.673	-0.906
101	52	604.587	603.382	-1.205



25.20_FB_Voltage @		
Test Site	Dallas	
Tester	ETS-364	
Test Number	EF5069	
Max Limit	616	mV
Min Limit	594	mV

krad(Si)	0	3	4	10	11	30	31	50	51	100	101
LL	594.000	594.000	594.000	594.000	594.000	594.000	594.000	594.000	594.000	594.000	594.000
Min	604.490	603.656	604.599	604.962	603.563	604.278	604.870	603.996	604.457	604.059	603.148
Average	605.888	605.457	606.059	605.809	605.088	605.526	606.078	605.221	606.618	604.821	604.444
Max	607.286	606.966	608.231	606.856	606.018	606.534	606.887	606.474	607.872	605.607	606.673
UL	616.000	616.000	616.000	616.000	616.000	616.000	616.000	616.000	616.000	616.000	616.000



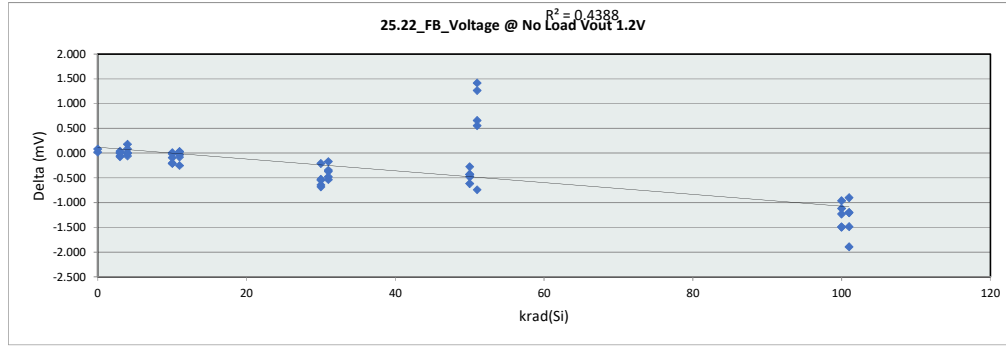
LDR Report
TPS7H1101A-SP

Max	608.286	608.231	1.420
Average	605.857	605.527	-0.330
Min	603.516	603.148	-1.888
Std Dev	1.018	1.199	0.634

LDR Report
TPS7H1101A-SP

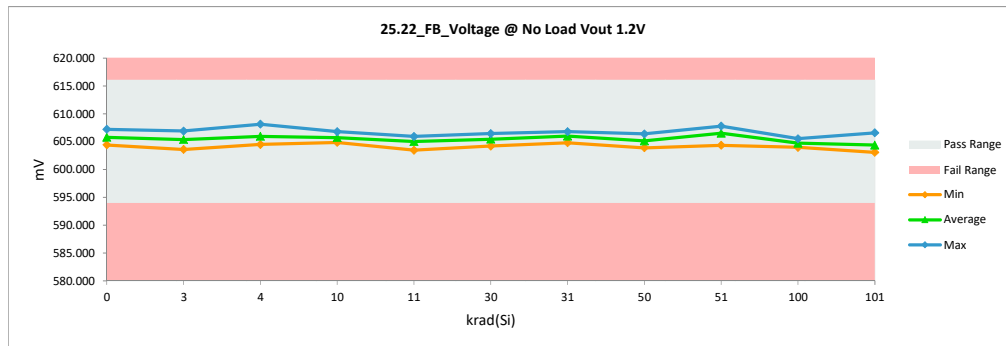
25.22_FB_Voltage @ No Load Vout		
Test Site	Dallas	Dallas
Tester	ETS-364	ETS-364
Test Number	EF5069	EF5069
Unit	mV	mV
Max Limit	616	616
Min Limit	594	594

krad(Si)	Serial #	Pre	Post	Delta
0	355	604.383	604.404	0.021
0	356	607.112	607.194	0.082
3	65	604.455	604.398	-0.057
3	66	606.969	606.897	-0.072
3	67	605.672	605.680	0.008
3	68	606.306	606.307	0.001
3	69	603.562	603.601	0.039
4	28	606.541	606.628	0.087
4	29	605.964	605.972	0.008
4	30	608.205	608.148	-0.057
4	31	604.500	604.494	-0.006
4	32	604.353	604.534	0.181
10	70	606.118	606.102	-0.016
10	71	606.985	606.778	-0.207
10	72	605.253	605.260	0.007
10	74	605.818	605.614	-0.204
10	75	604.947	604.855	-0.092
11	33	604.933	604.901	-0.032
11	34	606.003	605.752	-0.251
11	35	605.910	605.933	0.023
11	36	605.016	604.937	-0.079
11	37	603.416	603.450	0.034
30	76	604.841	604.199	-0.642
30	77	605.949	605.741	-0.208
30	78	605.788	605.262	-0.526
30	79	606.104	605.558	-0.546
30	80	607.131	606.447	-0.684
31	38	606.966	606.796	-0.170
31	39	606.608	606.072	-0.536
31	40	606.284	605.911	-0.373
31	41	605.123	604.777	-0.346
31	42	606.873	606.395	-0.478
50	158	604.184	603.910	-0.274
50	159	605.109	604.491	-0.618
50	160	606.812	606.387	-0.425
50	161	605.587	605.105	-0.482
50	162	606.210	605.777	-0.433
51	43	606.369	607.786	1.417
51	44	606.438	607.702	1.264
51	45	605.079	604.340	-0.739
51	46	604.955	605.615	0.660
51	47	606.646	607.203	0.557
100	163	605.781	604.284	-1.497
100	164	606.751	605.522	-1.229
100	165	606.027	604.538	-1.489
100	166	606.481	605.364	-1.117
100	167	604.934	603.971	-0.963
101	48	605.982	604.497	-1.485
101	49	604.956	603.062	-1.894
101	50	605.583	604.386	-1.197
101	51	607.494	606.595	-0.899
101	52	604.517	603.311	-1.206



25.22_FB_Voltage @		
Test Site	Dallas	
Tester	ETS-364	
Test Number	EF5069	
Max Limit	616	mV
Min Limit	594	mV

krad(Si)	0	3	4	10	11	30	31	50	51	100	101
LL	594.000	594.000	594.000	594.000	594.000	594.000	594.000	594.000	594.000	594.000	594.000
Min	604.404	603.601	604.494	604.855	603.450	604.199	604.777	603.910	604.340	603.971	603.062
Average	605.799	605.377	605.955	605.722	604.995	605.441	605.990	605.134	606.529	604.736	604.370
Max	607.194	606.897	608.148	606.778	605.933	606.447	606.796	606.387	607.786	605.522	606.595
UL	616.000	616.000	616.000	616.000	616.000	616.000	616.000	616.000	616.000	616.000	616.000



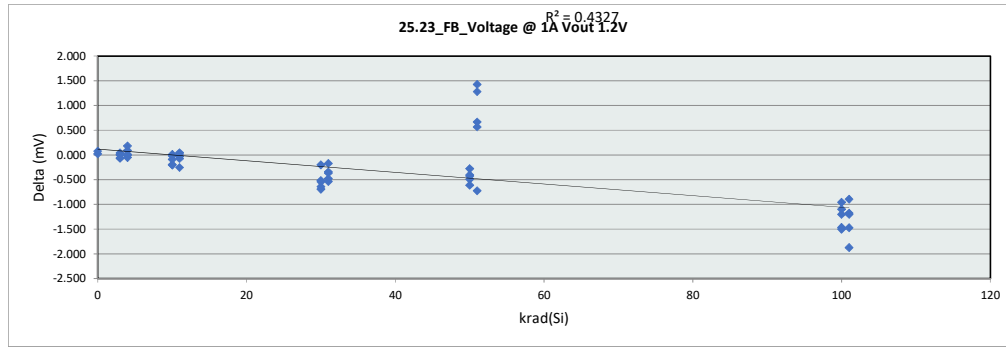
LDR Report TPS7H1101A-SP

Max	608.205	608.148	1.417
Average	605.769	605.439	-0.330
Min	603.416	603.062	-1.894
Std Dev	1.020	1.200	0.633

LDR Report
TPS7H1101A-SP

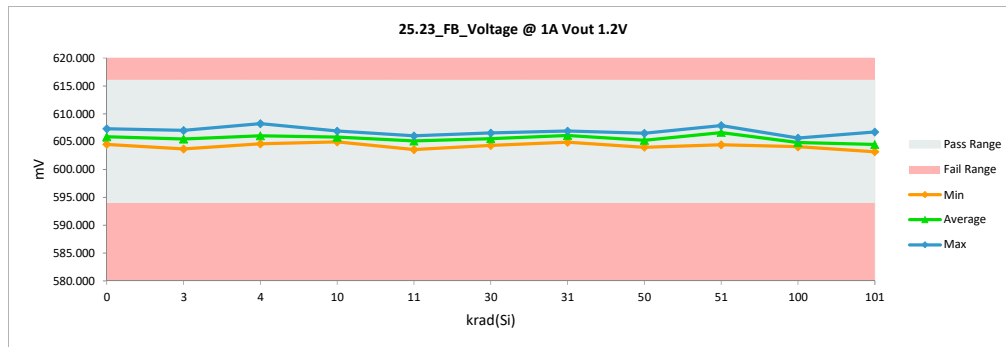
25.23_FB_Voltage @ 1A Vout 1.2V		
Test Site	Dallas	Dallas
Tester	ETS-364	ETS-364
Test Number	EF5069	EF5069
Unit	mV	mV
Max Limit	616	616
Min Limit	594	594

krad(Si)	Serial #	Pre	Post	Delta
0	355	604.484	604.505	0.021
0	356	607.222	607.300	0.078
3	65	604.560	604.501	-0.059
3	66	607.065	606.996	-0.069
3	67	605.771	605.780	0.009
3	68	606.404	606.407	0.003
3	69	603.657	603.700	0.043
4	28	606.645	606.736	0.091
4	29	606.069	606.082	0.013
4	30	608.302	608.250	-0.052
4	31	604.607	604.600	-0.007
4	32	604.452	604.635	0.183
10	70	606.218	606.200	-0.018
10	71	607.085	606.886	-0.199
10	72	605.353	605.364	0.011
10	74	605.918	605.719	-0.199
10	75	605.053	604.962	-0.091
11	33	605.031	605.002	-0.029
11	34	606.104	605.850	-0.254
11	35	606.011	606.030	0.019
11	36	605.108	605.033	-0.075
11	37	603.520	603.565	0.045
30	76	604.940	604.297	-0.643
30	77	606.052	605.851	-0.201
30	78	605.886	605.368	-0.518
30	79	606.208	605.664	-0.544
30	80	607.236	606.544	-0.692
31	38	607.068	606.896	-0.172
31	39	606.706	606.170	-0.536
31	40	606.384	606.017	-0.367
31	41	605.220	604.879	-0.341
31	42	606.986	606.506	-0.480
50	158	604.281	604.006	-0.275
50	159	605.207	604.595	-0.612
50	160	606.905	606.501	-0.404
50	161	605.690	605.199	-0.491
50	162	606.310	605.883	-0.427
51	43	606.459	607.885	1.426
51	44	606.539	607.818	1.279
51	45	605.184	604.460	-0.724
51	46	605.055	605.720	0.665
51	47	606.747	607.312	0.565
100	163	605.882	604.384	-1.498
100	164	606.842	605.642	-1.200
100	165	606.123	604.657	-1.466
100	166	606.583	605.488	-1.095
100	167	605.031	604.073	-0.958
101	48	606.086	604.612	-1.474
101	49	605.057	603.186	-1.871
101	50	605.680	604.502	-1.178
101	51	607.600	606.705	-0.895
101	52	604.617	603.418	-1.199



25.23_FB_Voltage @	
Test Site	Dallas
Tester	ETS-364
Test Number	EF5069
Max Limit	616 mV
Min Limit	594 mV

krad(Si)	0	3	4	10	11	30	31	50	51	100	101
LL	594.000	594.000	594.000	594.000	594.000	594.000	594.000	594.000	594.000	594.000	594.000
Min	604.505	603.700	604.600	604.962	603.565	604.297	604.879	604.006	604.460	604.073	603.186
Average	605.903	605.477	606.061	605.826	605.096	605.545	606.094	605.237	606.639	604.849	604.485
Max	607.300	606.996	608.250	606.886	606.030	606.544	606.896	606.501	607.885	605.642	606.705
UL	616.000	616.000	616.000	616.000	616.000	616.000	616.000	616.000	616.000	616.000	616.000



LDR Report

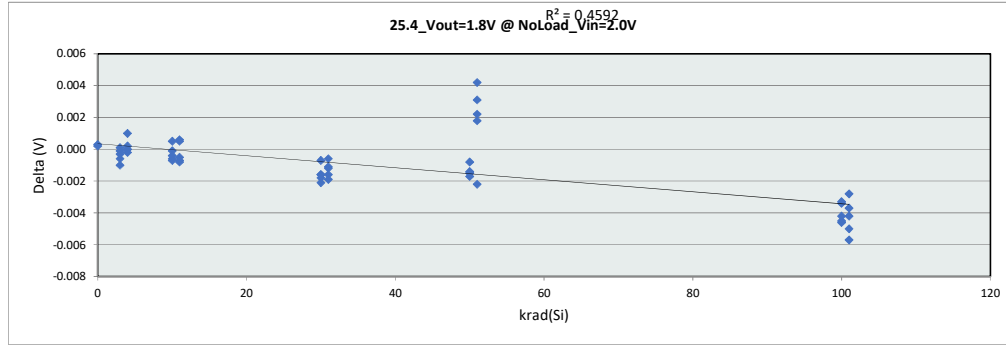
TPS7H1101A-SP

Max	608.302	608.250	1.426
Average	605.869	605.545	-0.324
Min	603.520	603.186	-1.871
Std Dev	1.020	1.199	0.631

LDR Report
TPS7H1101A-SP

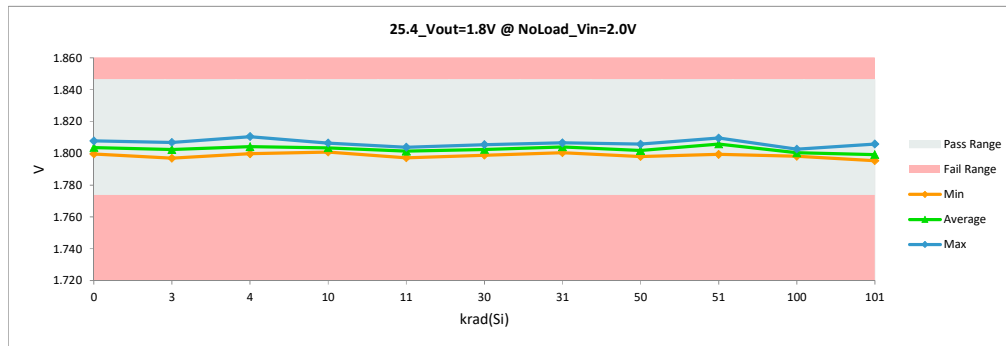
25.4_Vout=1.8V @ NoLoad_Vin=		
Test Site	Dallas	Dallas
Tester	ETS-364	ETS-364
Test Number	EF5069	EF5069
Unit	V	V
Max Limit	1.8462	1.8462
Min Limit	1.7738	1.7738

krad(Si)	Serial #	Pre	Post	Delta
0	355	1.799	1.799	0.000
0	356	1.807	1.808	0.000
3	65	1.800	1.799	0.000
3	66	1.808	1.807	-0.001
3	67	1.804	1.803	-0.001
3	68	1.805	1.805	0.000
3	69	1.797	1.797	0.000
4	28	1.806	1.806	0.000
4	29	1.804	1.804	0.000
4	30	1.811	1.811	0.000
4	31	1.800	1.800	0.000
4	32	1.799	1.800	0.001
10	70	1.804	1.804	0.000
10	71	1.807	1.806	-0.001
10	72	1.802	1.803	0.000
10	74	1.804	1.803	-0.001
10	75	1.801	1.801	0.000
11	33	1.801	1.801	0.001
11	34	1.804	1.803	-0.001
11	35	1.804	1.804	0.000
11	36	1.802	1.801	-0.001
11	37	1.797	1.797	0.000
30	76	1.801	1.799	-0.002
30	77	1.804	1.803	-0.001
30	78	1.803	1.802	-0.002
30	79	1.804	1.803	-0.002
30	80	1.808	1.805	-0.002
31	38	1.807	1.806	-0.001
31	39	1.806	1.804	-0.002
31	40	1.805	1.804	-0.001
31	41	1.802	1.800	-0.001
31	42	1.807	1.805	-0.002
50	158	1.799	1.798	-0.001
50	159	1.801	1.800	-0.002
50	160	1.807	1.806	-0.002
50	161	1.803	1.801	-0.002
50	162	1.805	1.803	-0.001
51	43	1.805	1.809	0.004
51	44	1.806	1.809	0.003
51	45	1.801	1.799	-0.002
51	46	1.801	1.803	0.002
51	47	1.806	1.808	0.002
100	163	1.803	1.799	-0.005
100	164	1.807	1.803	-0.004
100	165	1.804	1.800	-0.005
100	166	1.806	1.802	-0.003
100	167	1.801	1.798	-0.003
101	48	1.804	1.799	-0.005
101	49	1.801	1.795	-0.006
101	50	1.803	1.799	-0.004
101	51	1.809	1.806	-0.003
101	52	1.800	1.796	-0.004



25.4_Vout=1.8V @	
Test Site	Dallas
Tester	ETS-364
Test Number	EF5069
Max Limit	1.8462 V
Min Limit	1.7738 V

krad(Si)	0	3	4	10	11	30	31	50	51	100	101
LL	1.774	1.774	1.774	1.774	1.774	1.774	1.774	1.774	1.774	1.774	1.774
Min	1.800	1.797	1.800	1.801	1.797	1.799	1.800	1.798	1.799	1.798	1.795
Average	1.804	1.802	1.804	1.803	1.801	1.802	1.804	1.802	1.806	1.800	1.799
Max	1.808	1.807	1.811	1.806	1.804	1.805	1.807	1.806	1.810	1.803	1.806
UL	1.846	1.846	1.846	1.846	1.846	1.846	1.846	1.846	1.846	1.846	1.846



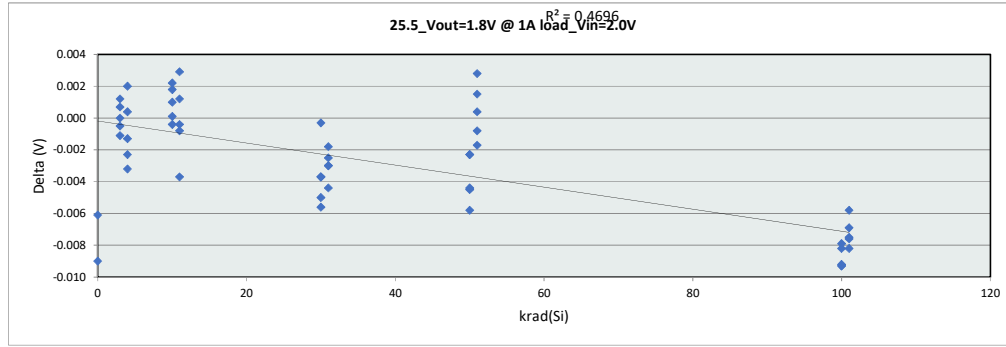
LDR Report
TPS7H1101A-SP

Max	1.811	1.811	0.004
Average	1.804	1.802	-0.001
Min	1.797	1.795	-0.006
Std Dev	0.003	0.004	0.002

LDR Report
TPS7H1101A-SP

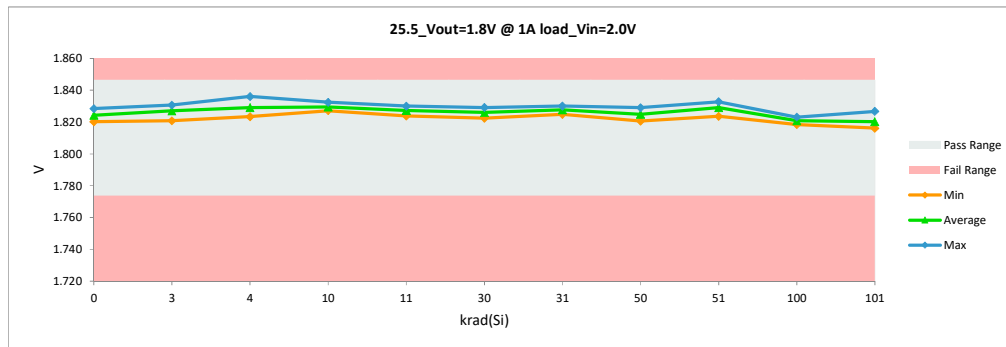
25.5_Vout=1.8V @ 1A load_Vin=		
Test Site	Dallas	Dallas
Tester	ETS-364	ETS-364
Test Number	EF5069	EF5069
Unit	V	V
Max Limit	1.8462	1.8462
Min Limit	1.7738	1.7738

krad(Si)	Serial #	Pre	Post	Delta
0	355	1.829	1.820	-0.009
0	356	1.835	1.829	-0.006
3	65	1.824	1.825	0.001
3	66	1.832	1.831	-0.001
3	67	1.828	1.829	0.001
3	68	1.830	1.829	-0.001
3	69	1.821	1.821	0.000
4	28	1.832	1.832	0.000
4	29	1.831	1.829	-0.002
4	30	1.837	1.836	-0.001
4	31	1.827	1.823	-0.003
4	32	1.824	1.826	0.002
10	70	1.829	1.831	0.002
10	71	1.831	1.832	0.001
10	72	1.828	1.828	0.000
10	74	1.829	1.829	0.000
10	75	1.825	1.827	0.002
11	33	1.831	1.827	-0.004
11	34	1.829	1.829	0.000
11	35	1.831	1.830	-0.001
11	36	1.826	1.827	0.001
11	37	1.821	1.824	0.003
30	76	1.826	1.822	-0.004
30	77	1.829	1.828	0.000
30	78	1.830	1.824	-0.006
30	79	1.831	1.826	-0.005
30	80	1.833	1.829	-0.004
31	38	1.834	1.830	-0.004
31	39	1.830	1.827	-0.003
31	40	1.831	1.828	-0.002
31	41	1.827	1.825	-0.002
31	42	1.831	1.828	-0.003
50	158	1.825	1.821	-0.004
50	159	1.827	1.822	-0.004
50	160	1.831	1.829	-0.002
50	161	1.830	1.824	-0.006
50	162	1.831	1.829	-0.002
51	43	1.830	1.833	0.003
51	44	1.831	1.832	0.002
51	45	1.825	1.824	-0.002
51	46	1.828	1.827	-0.001
51	47	1.830	1.831	0.000
100	163	1.829	1.820	-0.009
100	164	1.832	1.823	-0.009
100	165	1.830	1.820	-0.009
100	166	1.831	1.823	-0.008
100	167	1.826	1.818	-0.008
101	48	1.828	1.821	-0.008
101	49	1.824	1.816	-0.008
101	50	1.826	1.821	-0.006
101	51	1.834	1.827	-0.007
101	52	1.824	1.817	-0.008



25.5_Vout=1.8V @	
Test Site	Dallas
Tester	ETS-364
Test Number	EF5069
Max Limit	1.8462 V
Min Limit	1.7738 V

krad(Si)	0	3	4	10	11	30	31	50	51	100	101
LL	1.774	1.774	1.774	1.774	1.774	1.774	1.774	1.774	1.774	1.774	1.774
Min	1.820	1.821	1.823	1.827	1.824	1.822	1.825	1.821	1.824	1.818	1.816
Average	1.824	1.827	1.829	1.830	1.827	1.826	1.828	1.825	1.829	1.821	1.820
Max	1.829	1.831	1.836	1.832	1.830	1.829	1.830	1.829	1.833	1.823	1.827
UL	1.846	1.846	1.846	1.846	1.846	1.846	1.846	1.846	1.846	1.846	1.846



LDR Report
TPS7H1101A-SP

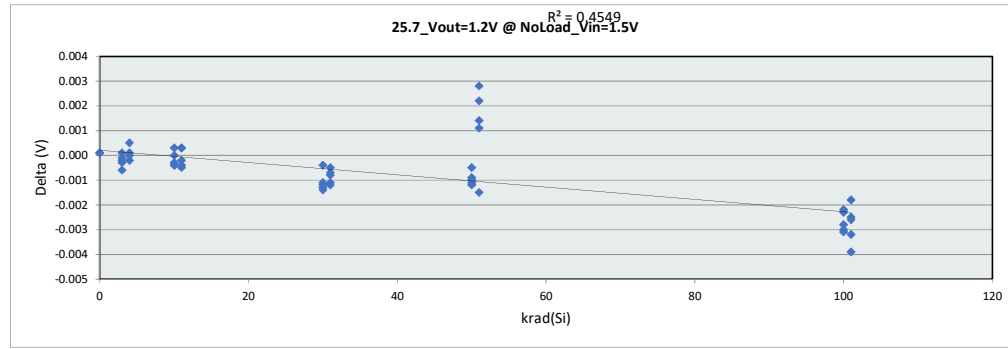
Max	1.837	1.836	0.003
Average	1.829	1.826	-0.003
Min	1.821	1.816	-0.009
Std Dev	0.003	0.004	0.004

LDR Report
TPS7H1101A-SP

25.7_Vout=1.2V @ NoLoad_Vin=

Test Site	Dallas	Dallas
Tester	ETS-364	ETS-364
Test Number	EF5069	EF5069
Unit	V	V
Max Limit	1.2342	1.2342
Min Limit	1.1858	1.1858

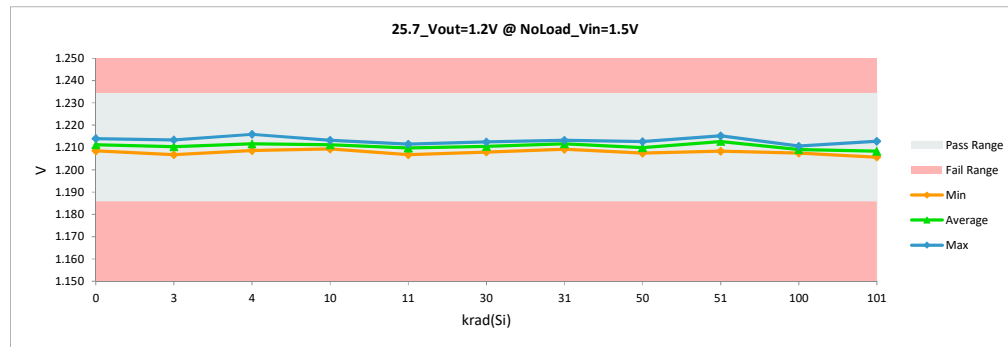
krad(Si)	Serial #	Pre	Post	Delta
0	355	1.208	1.209	0.000
0	356	1.214	1.214	0.000
3	65	1.209	1.209	0.000
3	66	1.214	1.213	-0.001
3	67	1.211	1.211	0.000
3	68	1.212	1.212	0.000
3	69	1.207	1.207	0.000
4	28	1.213	1.213	0.000
4	29	1.212	1.212	0.000
4	30	1.216	1.216	0.000
4	31	1.209	1.209	0.000
4	32	1.208	1.209	0.000
10	70	1.212	1.212	0.000
10	71	1.214	1.213	0.000
10	72	1.210	1.211	0.000
10	74	1.211	1.211	0.000
10	75	1.210	1.209	0.000
11	33	1.209	1.210	0.000
11	34	1.212	1.211	0.000
11	35	1.212	1.212	0.000
11	36	1.210	1.209	0.000
11	37	1.207	1.207	0.000
30	76	1.209	1.208	-0.001
30	77	1.212	1.211	0.000
30	78	1.211	1.210	-0.001
30	79	1.212	1.211	-0.001
30	80	1.214	1.212	-0.001
31	38	1.214	1.213	-0.001
31	39	1.213	1.212	-0.001
31	40	1.212	1.212	-0.001
31	41	1.210	1.209	-0.001
31	42	1.213	1.212	-0.001
50	158	1.208	1.207	0.000
50	159	1.210	1.209	-0.001
50	160	1.214	1.213	-0.001
50	161	1.211	1.210	-0.001
50	162	1.212	1.211	-0.001
51	43	1.212	1.215	0.003
51	44	1.213	1.215	0.002
51	45	1.210	1.208	-0.002
51	46	1.210	1.211	0.001
51	47	1.213	1.214	0.001
100	163	1.211	1.208	-0.003
100	164	1.213	1.211	-0.003
100	165	1.212	1.209	-0.003
100	166	1.213	1.210	-0.002
100	167	1.210	1.207	-0.002
101	48	1.212	1.209	-0.003
101	49	1.210	1.206	-0.004
101	50	1.211	1.208	-0.003
101	51	1.215	1.213	-0.002
101	52	1.209	1.206	-0.002



25.7_Vout=1.2V @

Test Site	Dallas
Tester	ETS-364
Test Number	EF5069
Max Limit	1.2342 V
Min Limit	1.1858 V

krad(Si)	0	3	4	10	11	30	31	50	51	100	101
LL	1.186	1.186	1.186	1.186	1.186	1.186	1.186	1.186	1.186	1.186	1.186
Min	1.209	1.207	1.209	1.209	1.207	1.208	1.209	1.208	1.208	1.208	1.206
Average	1.211	1.210	1.212	1.211	1.210	1.210	1.212	1.210	1.213	1.209	1.208
Max	1.214	1.213	1.216	1.213	1.212	1.213	1.213	1.213	1.215	1.211	1.213
UL	1.234	1.234	1.234	1.234	1.234	1.234	1.234	1.234	1.234	1.234	1.234



LDR Report

TPS7H1101A-SP

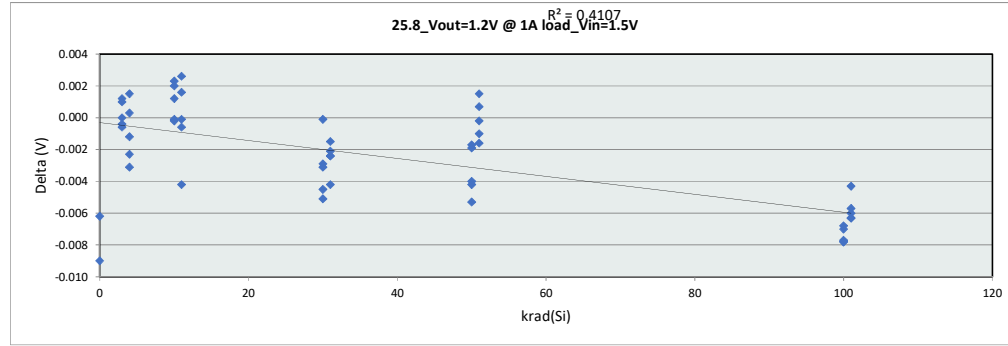
Max	1.216	1.216	0.003
Average	1.211	1.211	-0.001
Min	1.207	1.206	-0.004
Std Dev	0.002	0.002	0.001

LDR Report
TPS7H1101A-SP

25.8_Vout=1.2V @ 1A load_Vin=

Test Site	Dallas	Dallas
Tester	ETS-364	ETS-364
Test Number	EF5069	EF5069
Unit	V	V
Max Limit	1.2342	1.2342
Min Limit	1.1858	1.1858

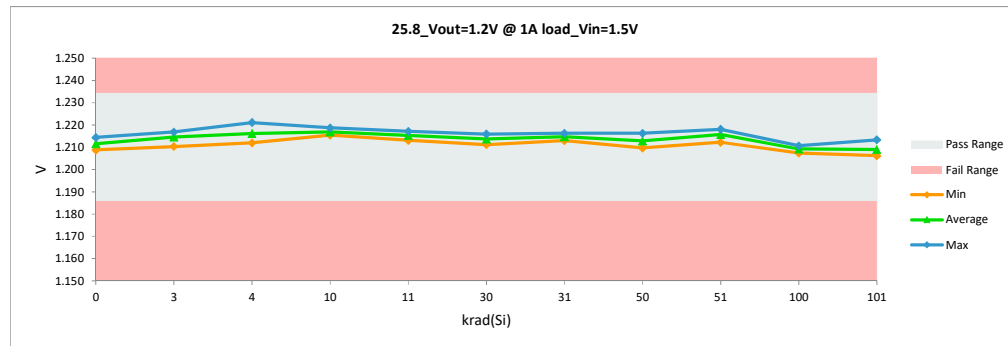
krad(Si)	Serial #	Pre	Post	Delta
0	355	1.218	1.209	-0.009
0	356	1.221	1.214	-0.006
3	65	1.212	1.213	0.001
3	66	1.217	1.217	-0.001
3	67	1.215	1.216	0.001
3	68	1.217	1.216	0.000
3	69	1.210	1.210	0.000
4	28	1.218	1.218	0.000
4	29	1.218	1.215	-0.002
4	30	1.222	1.221	-0.001
4	31	1.215	1.212	-0.003
4	32	1.212	1.214	0.002
10	70	1.216	1.218	0.002
10	71	1.217	1.219	0.001
10	72	1.216	1.216	0.000
10	74	1.216	1.216	0.000
10	75	1.213	1.215	0.002
11	33	1.219	1.214	-0.004
11	34	1.216	1.216	0.000
11	35	1.218	1.217	-0.001
11	36	1.214	1.216	0.002
11	37	1.210	1.213	0.003
30	76	1.214	1.211	-0.003
30	77	1.216	1.216	0.000
30	78	1.217	1.212	-0.005
30	79	1.218	1.214	-0.005
30	80	1.219	1.216	-0.003
31	38	1.220	1.216	-0.004
31	39	1.216	1.214	-0.002
31	40	1.218	1.215	-0.002
31	41	1.214	1.213	-0.002
31	42	1.217	1.215	-0.002
50	158	1.214	1.210	-0.004
50	159	1.215	1.211	-0.004
50	160	1.217	1.216	-0.002
50	161	1.217	1.212	-0.005
50	162	1.218	1.216	-0.002
51	43	1.217	1.218	0.002
51	44	1.217	1.217	0.001
51	45	1.213	1.212	-0.001
51	46	1.216	1.214	-0.002
51	47	1.217	1.216	0.000
100	163	1.216	1.209	-0.008
100	164	1.218	1.211	-0.008
100	165	1.217	1.209	-0.008
100	166	1.217	1.210	-0.007
100	167	1.214	1.207	-0.007
101	48	1.215	1.209	-0.006
101	49	1.212	1.206	-0.006
101	50	1.213	1.209	-0.004
101	51	1.219	1.213	-0.006
101	52	1.213	1.206	-0.006



25.8_Vout=1.2V @

Test Site	Dallas
Tester	ETS-364
Test Number	EF5069
Max Limit	1.2342 V
Min Limit	1.1858 V

krad(Si)	0	3	4	10	11	30	31	50	51	100	101
LL	1.186	1.186	1.186	1.186	1.186	1.186	1.186	1.186	1.186	1.186	1.186
Min	1.209	1.210	1.212	1.215	1.213	1.211	1.213	1.210	1.212	1.207	1.206
Average	1.212	1.215	1.216	1.217	1.215	1.214	1.215	1.213	1.216	1.209	1.209
Max	1.214	1.217	1.221	1.219	1.217	1.216	1.216	1.216	1.218	1.211	1.213
UL	1.234	1.234	1.234	1.234	1.234	1.234	1.234	1.234	1.234	1.234	1.234



LDR Report

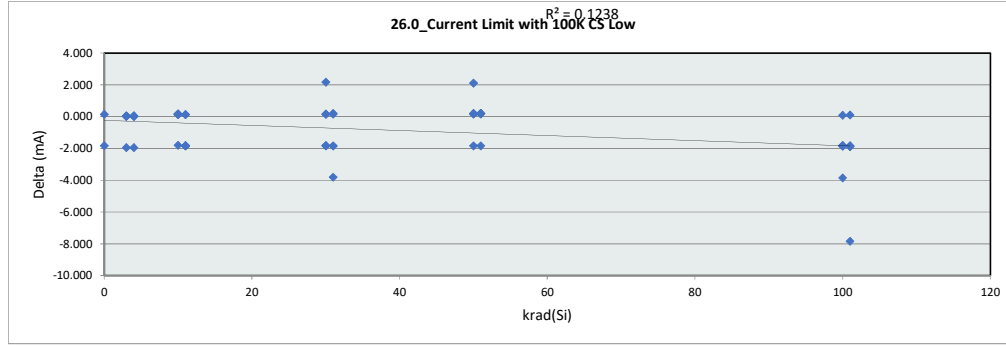
TPS7H1101A-SP

Max	1.222	1.221	0.003
Average	1.216	1.214	-0.002
Min	1.210	1.206	-0.009
Std Dev	0.002	0.003	0.003

LDR Report
TPS7H1101A-SP

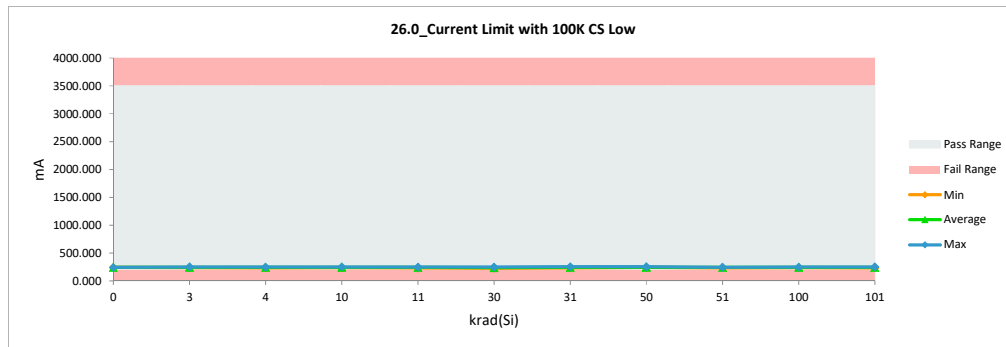
26.0 Current Limit with 100K CS		
Test Site	Dallas	Dallas
Tester	ETS-364	ETS-364
Test Number	EF5069	EF5069
Unit	mA	mA
Max Limit	3500	3500
Min Limit	200	200

krad(Si)	Serial #	Pre	Post	Delta
0	355	240.662	240.793	0.131
0	356	242.637	240.805	-1.832
3	65	238.663	236.705	-1.958
3	66	242.655	242.691	0.036
3	67	244.690	244.708	0.018
3	68	246.677	246.707	0.030
3	69	250.716	250.729	0.013
4	28	232.636	232.677	0.041
4	29	244.666	242.709	-1.957
4	30	246.671	246.689	0.018
4	31	234.629	234.665	0.036
4	32	248.706	248.706	0.000
10	70	244.678	244.827	0.149
10	71	238.675	238.794	0.119
10	72	252.692	250.884	-1.808
10	74	240.674	240.811	0.137
10	75	236.616	236.789	0.173
11	33	230.625	228.793	-1.832
11	34	248.670	246.838	-1.832
11	35	236.670	236.795	0.125
11	36	244.696	244.821	0.125
11	37	244.660	242.804	-1.856
30	76	248.670	246.850	-1.820
30	77	228.614	226.776	-1.838
30	78	246.712	248.879	2.167
30	79	238.675	238.812	0.137
30	80	230.619	230.774	0.155
31	38	234.611	232.761	-1.850
31	39	252.709	252.859	0.150
31	40	242.679	240.841	-1.838
31	41	244.660	244.851	0.191
31	42	232.624	228.817	-3.807
50	158	242.637	242.828	0.191
50	159	244.684	242.846	-1.838
50	160	244.678	244.839	0.161
50	161	240.668	240.835	0.167
50	162	252.745	254.846	2.101
51	43	240.650	240.817	0.167
51	44	240.650	240.847	0.197
51	45	234.617	234.790	0.173
51	46	236.622	236.813	0.191
51	47	244.678	242.834	-1.844
100	163	242.643	240.829	-1.814
100	164	248.723	248.795	0.072
100	165	242.673	240.805	-1.868
100	166	240.650	236.789	-3.861
100	167	246.683	244.851	-1.832
101	48	244.660	242.828	-1.832
101	49	236.652	234.766	-1.886
101	50	248.658	240.811	-7.847
101	51	242.679	240.793	-1.886
101	52	250.722	250.824	0.102



26.0 Current Limit		
Test Site	Dallas	
Tester	ETS-364	
Test Number	EF5069	
Max Limit	3500	mA
Min Limit	200	mA

krad(Si)	0	3	4	10	11	30	31	50	51	100	101
LL	200.000	200.000	200.000	200.000	200.000	200.000	200.000	200.000	200.000	200.000	200.000
Min	240.793	236.705	232.677	236.789	228.793	226.776	228.817	240.835	234.790	236.789	234.766
Average	240.799	244.308	241.089	242.421	240.010	238.418	240.026	245.239	239.220	242.414	242.004
Max	240.805	250.729	248.706	250.884	246.838	248.879	252.859	254.846	242.834	248.795	250.824
UL	3500.000	3500.000	3500.000	3500.000	3500.000	3500.000	3500.000	3500.000	3500.000	3500.000	3500.000



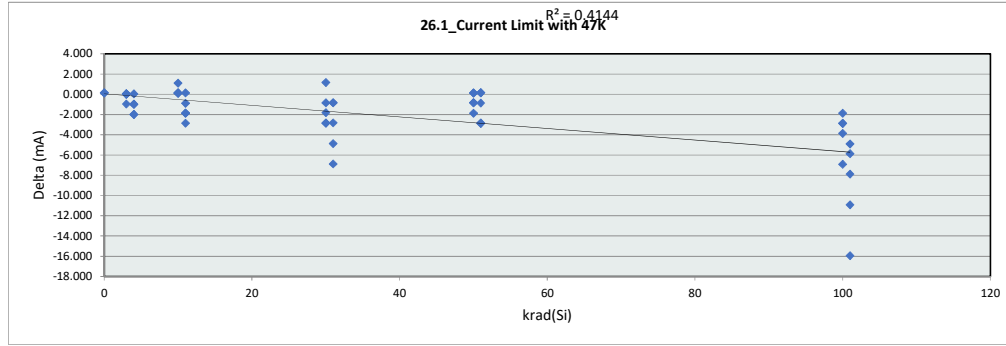
LDR Report TPS7H1101A-SP

Max	252.745	254.846	2.167
Average	242.319	241.487	-0.832
Min	228.614	226.776	-7.847
Std Dev	5.963	6.250	1.596

LDR Report
TPS7H1101A-SP

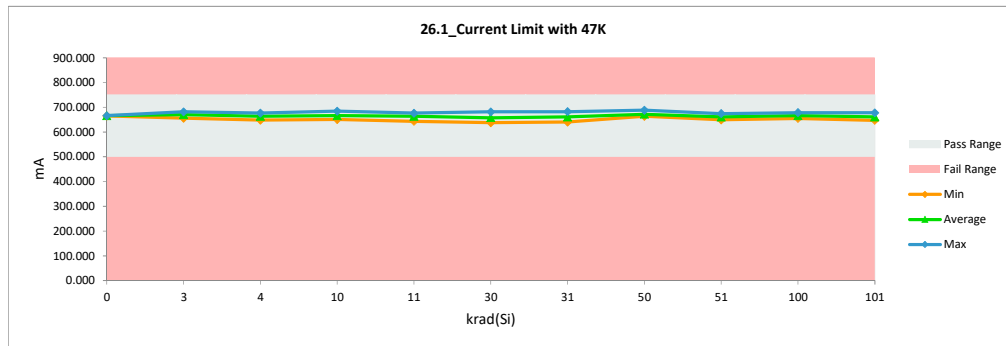
26.1 Current Limit with 47K		
Test Site	Dallas	Dallas
Tester	ETS-364	ETS-364
Test Number	EF5069	EF5069
Unit	mA	mA
Max Limit	750	750
Min Limit	500	500

krad(Si)	Serial #	Pre	Post	Delta
0	355	666.380	666.491	0.111
0	356	665.347	665.500	0.153
3	65	656.313	656.328	0.015
3	66	670.366	669.397	-0.969
3	67	675.396	675.430	0.034
3	68	673.415	673.401	-0.014
3	69	681.423	681.481	0.058
4	28	652.291	651.298	-0.993
4	29	667.376	665.375	-2.001
4	30	678.386	677.429	-0.957
4	31	650.274	648.296	-1.978
4	32	676.399	676.433	0.034
10	70	670.384	670.513	0.129
10	71	661.349	661.466	0.117
10	72	684.454	684.584	0.130
10	74	663.366	664.462	1.096
10	75	650.298	650.397	0.099
11	33	645.226	643.379	-1.847
11	34	677.413	676.534	-0.879
11	35	656.313	654.431	-1.882
11	36	676.399	676.540	0.141
11	37	669.339	666.485	-2.854
30	76	673.397	670.555	-2.842
30	77	641.246	638.378	-2.868
30	78	680.438	681.600	1.162
30	79	659.302	657.480	-1.822
30	80	643.239	642.388	-0.851
31	38	650.286	645.414	-4.872
31	39	683.464	682.621	-0.843
31	40	670.360	667.529	-2.831
31	41	670.366	669.540	-0.826
31	42	647.272	640.383	-6.889
50	158	664.339	663.501	-0.838
50	159	672.389	670.519	-1.870
50	160	674.405	674.547	0.142
50	161	664.357	663.501	-0.856
50	162	688.476	688.594	0.118
51	43	665.329	665.494	0.165
51	44	663.354	660.470	-2.884
51	45	649.271	649.436	0.165
51	46	655.298	654.437	-0.861
51	47	677.383	674.541	-2.842
100	163	666.368	663.489	-2.879
100	164	681.441	678.581	-2.860
100	165	667.358	665.482	-1.876
100	166	662.340	655.421	-6.919
100	167	672.371	668.502	-3.869
101	48	669.351	663.477	-5.874
101	49	658.330	647.401	-10.929
101	50	672.389	656.448	-15.941
101	51	670.384	662.493	-7.891
101	52	682.437	677.531	-4.906



26.1 Current Limit		
Test Site	Dallas	
Tester	ETS-364	
Test Number	EF5069	
Max Limit	750	mA
Min Limit	500	mA

krad(Si)	0	3	4	10	11	30	31	50	51	100	101
LL	500.000	500.000	500.000	500.000	500.000	500.000	500.000	500.000	500.000	500.000	500.000
Min	665.500	656.328	648.296	650.397	643.379	638.378	640.383	663.501	649.436	655.421	647.401
Average	665.996	671.207	663.766	666.284	663.474	658.080	661.097	672.132	660.876	666.295	661.470
Max	666.491	681.481	677.429	684.584	676.540	681.600	682.621	688.594	674.541	678.581	677.531
UL	750.000	750.000	750.000	750.000	750.000	750.000	750.000	750.000	750.000	750.000	750.000



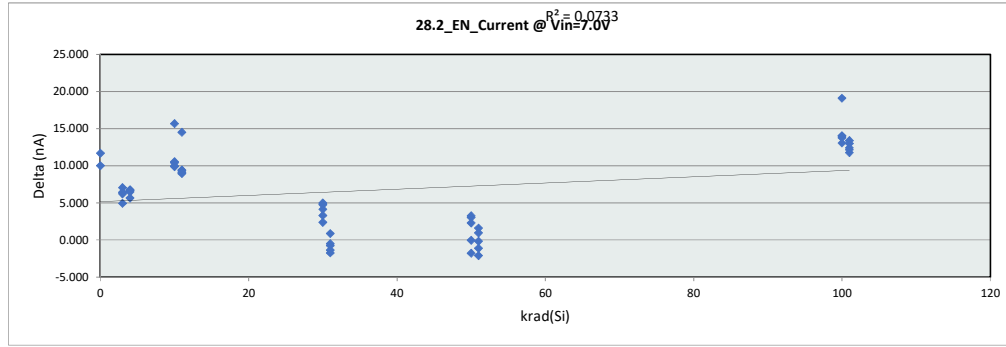
LDR Report
TPS7H1101A-SP

Max	688.476	688.594	1.162
Average	666.628	664.527	-2.101
Min	641.246	638.378	-15.941
Std Dev	11.556	12.267	3.132

LDR Report
TPS7H1101A-SP

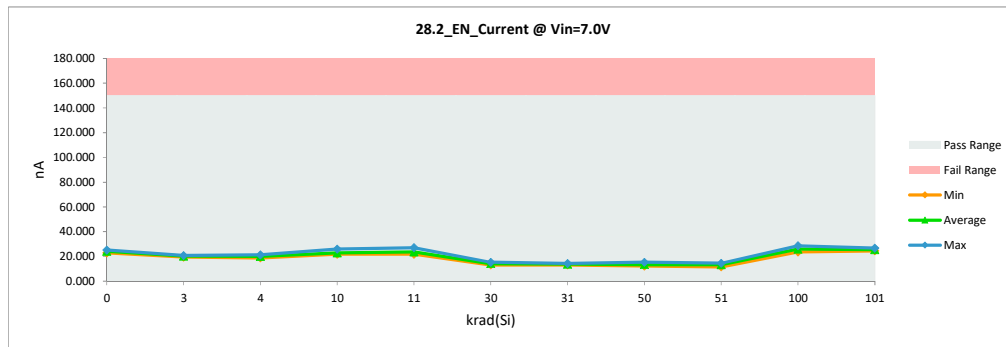
28.2_EN_Current @ Vin=7.0V		
Test Site	Dallas	Dallas
Tester	ETS-364	ETS-364
Test Number	EF5069	EF5069
Unit	nA	nA
Max Limit	150	150
Min Limit	0.001	0.001

krad(Si)	Serial #	Pre	Post	Delta
0	355	13.546	25.234	11.688
0	356	12.799	22.798	9.999
3	65	15.698	20.614	4.916
3	66	13.459	20.496	7.037
3	67	13.561	19.993	6.432
3	68	13.168	19.364	6.196
3	69	13.805	20.126	6.321
4	28	13.027	19.474	6.447
4	29	12.108	18.861	6.753
4	30	13.852	20.472	6.620
4	31	14.213	19.859	5.646
4	32	14.551	21.211	6.660
10	70	12.398	22.366	9.968
10	71	10.238	25.910	15.672
10	72	11.180	21.729	10.549
10	74	12.383	22.248	9.865
10	75	11.314	21.690	10.376
11	33	12.391	21.808	9.417
11	34	12.548	27.049	14.501
11	35	14.072	23.002	8.930
11	36	13.475	22.578	9.103
11	37	14.182	23.497	9.315
30	76	11.000	15.137	4.137
30	77	11.173	14.477	3.304
30	78	10.261	15.231	4.970
30	79	8.328	13.078	4.750
30	80	10.709	13.070	2.361
31	38	15.423	13.683	-1.740
31	39	15.235	13.880	-1.355
31	40	14.041	13.534	-0.507
31	41	13.852	13.078	-0.774
31	42	13.428	14.304	0.876
50	158	10.088	13.125	3.037
50	159	9.680	12.929	3.249
50	160	12.893	15.176	2.283
50	161	13.931	12.120	-1.811
50	162	13.168	13.118	-0.050
51	43	13.671	13.510	-0.161
51	44	12.925	14.508	1.583
51	45	13.640	11.530	-2.110
51	46	14.473	13.338	-1.135
51	47	12.170	13.118	0.948
100	163	12.108	26.145	14.037
100	164	9.813	23.576	13.763
100	165	11.817	25.831	14.014
100	166	12.131	25.171	13.040
100	167	9.468	28.565	19.097
101	48	12.823	25.226	12.403
101	49	13.255	26.640	13.385
101	50	12.383	24.519	12.136
101	51	13.451	25.195	11.744
101	52	12.893	25.902	13.009



28.2_EN_Current @	
Test Site	Dallas
Tester	ETS-364
Test Number	EF5069
Max Limit	150 nA
Min Limit	0.001 nA

krad(Si)	0	3	4	10	11	30	31	50	51	100	101
LL	0.001	0.001	0.001	0.001	0.001	0.001	0.001	0.001	0.001	0.001	0.001
Min	22.798	19.364	18.861	21.690	21.808	13.070	13.078	12.120	11.530	23.576	24.519
Average	24.016	20.119	19.975	22.789	23.587	14.199	13.696	13.294	13.201	25.858	25.496
Max	25.234	20.614	21.211	25.910	27.049	15.231	14.304	15.176	14.508	28.565	26.640
UL	150.000	150.000	150.000	150.000	150.000	150.000	150.000	150.000	150.000	150.000	150.000



LDR Report TPS7H1101A-SP

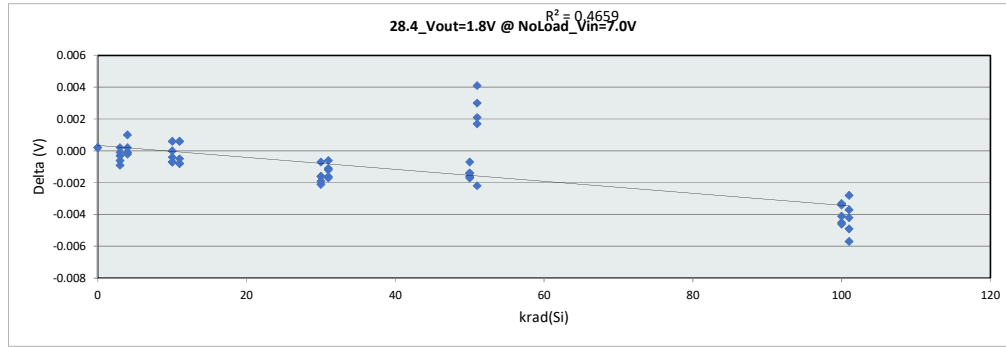
Max	15.698	28.565	19.097
Average	12.658	19.406	6.748
Min	8.328	11.530	-2.110
Std Dev	1.604	5.106	5.439

LDR Report
TPS7H1101A-SP

28.4_Vout=1.8V @ NoLoad_Vin=

Test Site	Dallas	Dallas
Tester	ETS-364	ETS-364
Test Number	EF5069	EF5069
Unit	V	V
Max Limit	1.8462	1.8462
Min Limit	1.7738	1.7738

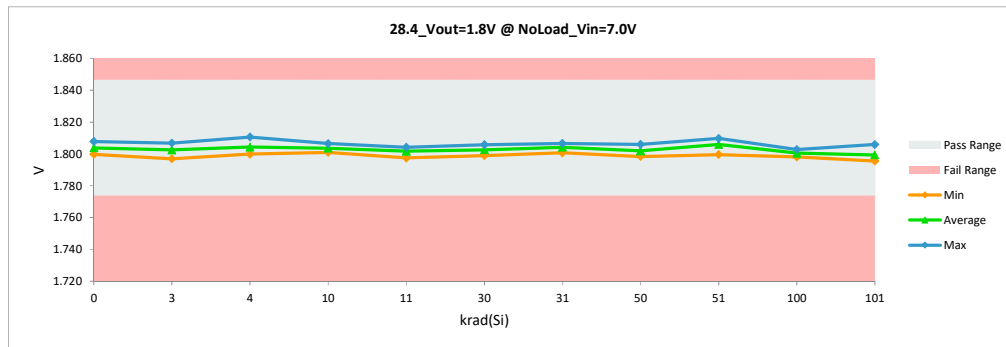
krad(Si)	Serial #	Pre	Post	Delta
0	355	1.799	1.800	0.000
0	356	1.808	1.808	0.000
3	65	1.800	1.800	0.000
3	66	1.808	1.807	-0.001
3	67	1.804	1.804	-0.001
3	68	1.805	1.805	0.000
3	69	1.797	1.797	0.000
4	28	1.806	1.806	0.000
4	29	1.804	1.804	0.000
4	30	1.811	1.811	0.000
4	31	1.800	1.800	0.000
4	32	1.800	1.801	0.001
10	70	1.804	1.804	0.000
10	71	1.807	1.806	-0.001
10	72	1.802	1.803	0.001
10	74	1.804	1.803	-0.001
10	75	1.801	1.801	0.000
11	33	1.801	1.802	0.001
11	34	1.804	1.804	-0.001
11	35	1.805	1.804	0.000
11	36	1.802	1.801	-0.001
11	37	1.797	1.797	0.001
30	76	1.801	1.799	-0.002
30	77	1.804	1.803	-0.001
30	78	1.804	1.802	-0.002
30	79	1.804	1.803	-0.002
30	80	1.808	1.806	-0.002
31	38	1.807	1.807	-0.001
31	39	1.806	1.804	-0.002
31	40	1.805	1.804	-0.001
31	41	1.802	1.801	-0.001
31	42	1.807	1.805	-0.002
50	158	1.799	1.798	-0.001
50	159	1.802	1.800	-0.002
50	160	1.807	1.806	-0.001
50	161	1.803	1.801	-0.002
50	162	1.805	1.803	-0.001
51	43	1.806	1.810	0.004
51	44	1.806	1.809	0.003
51	45	1.802	1.800	-0.002
51	46	1.801	1.803	0.002
51	47	1.806	1.808	0.002
100	163	1.803	1.799	-0.005
100	164	1.807	1.803	-0.004
100	165	1.804	1.800	-0.004
100	166	1.806	1.803	-0.003
100	167	1.801	1.798	-0.003
101	48	1.805	1.800	-0.005
101	49	1.801	1.796	-0.006
101	50	1.804	1.799	-0.004
101	51	1.809	1.806	-0.003
101	52	1.800	1.796	-0.004



28.4_Vout=1.8V @

Test Site	Dallas
Tester	ETS-364
Test Number	EF5069
Max Limit	1.8462 V
Min Limit	1.7738 V

krad(Si)	0	3	4	10	11	30	31	50	51	100	101
LL	1.774	1.774	1.774	1.774	1.774	1.774	1.774	1.774	1.774	1.774	1.774
Min	1.800	1.797	1.800	1.801	1.797	1.799	1.801	1.798	1.800	1.798	1.796
Average	1.804	1.802	1.804	1.804	1.802	1.803	1.804	1.802	1.806	1.800	1.799
Max	1.808	1.807	1.811	1.806	1.804	1.806	1.807	1.806	1.810	1.803	1.806
UL	1.846	1.846	1.846	1.846	1.846	1.846	1.846	1.846	1.846	1.846	1.846



LDR Report

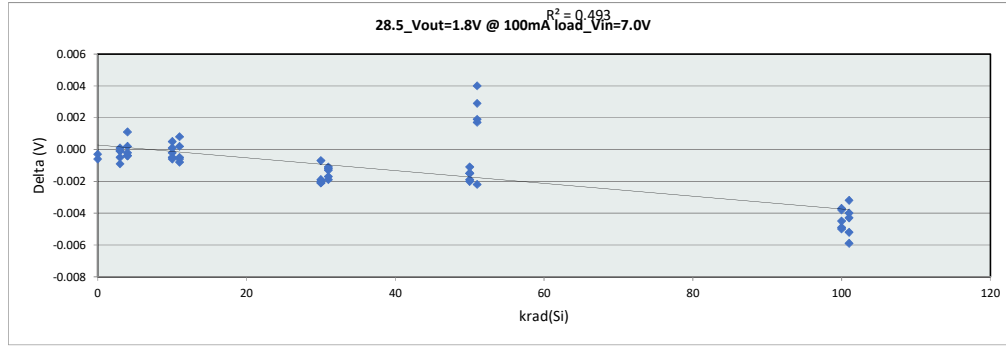
TPS7H1101A-SP

Max	1.811	1.811	0.004
Average	1.804	1.803	-0.001
Min	1.797	1.796	-0.006
Std Dev	0.003	0.004	0.002

LDR Report
TPS7H1101A-SP

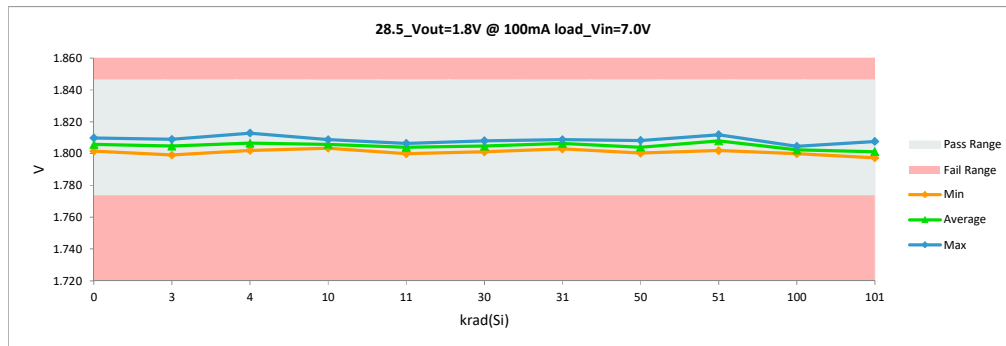
28.5_Vout=1.8V @ 100mA load		
Test Site	Dallas	Dallas
Tester	ETS-364	ETS-364
Test Number	EF5069	EF5069
Unit	V	
Max Limit	1.8462	1.8462
Min Limit	1.7738	1.7738

krad(Si)	Serial #	Pre	Post	Delta
0	355	1.802	1.802	-0.001
0	356	1.810	1.810	0.000
3	65	1.802	1.802	0.000
3	66	1.810	1.809	-0.001
3	67	1.806	1.806	0.000
3	68	1.807	1.807	0.000
3	69	1.799	1.799	0.000
4	28	1.808	1.809	0.000
4	29	1.807	1.807	0.000
4	30	1.813	1.813	0.000
4	31	1.802	1.802	0.000
4	32	1.802	1.803	0.001
10	70	1.807	1.807	0.000
10	71	1.809	1.809	0.000
10	72	1.804	1.805	0.001
10	74	1.806	1.806	-0.001
10	75	1.804	1.803	0.000
11	33	1.804	1.804	0.000
11	34	1.807	1.806	-0.001
11	35	1.807	1.806	-0.001
11	36	1.804	1.804	-0.001
11	37	1.799	1.800	0.001
30	76	1.803	1.801	-0.002
30	77	1.806	1.806	-0.001
30	78	1.806	1.804	-0.002
30	79	1.807	1.805	-0.002
30	80	1.810	1.808	-0.002
31	38	1.810	1.809	-0.001
31	39	1.808	1.806	-0.002
31	40	1.808	1.806	-0.001
31	41	1.804	1.803	-0.001
31	42	1.809	1.807	-0.002
50	158	1.801	1.800	-0.001
50	159	1.804	1.802	-0.002
50	160	1.810	1.808	-0.002
50	161	1.806	1.804	-0.002
50	162	1.807	1.806	-0.002
51	43	1.808	1.812	0.004
51	44	1.808	1.811	0.003
51	45	1.804	1.802	-0.002
51	46	1.804	1.806	0.002
51	47	1.808	1.810	0.002
100	163	1.806	1.801	-0.005
100	164	1.809	1.805	-0.005
100	165	1.807	1.802	-0.005
100	166	1.808	1.804	-0.004
100	167	1.804	1.800	-0.004
101	48	1.807	1.802	-0.005
101	49	1.803	1.797	-0.006
101	50	1.806	1.801	-0.004
101	51	1.811	1.808	-0.003
101	52	1.802	1.798	-0.004



28.5_Vout=1.8V @	
Test Site	Dallas
Tester	ETS-364
Test Number	EF5069
Max Limit	1.8462 V
Min Limit	1.7738 V

krad(Si)	0	3	4	10	11	30	31	50	51	100	101
LL	1.774	1.774	1.774	1.774	1.774	1.774	1.774	1.774	1.774	1.774	1.774
Min	1.802	1.799	1.802	1.803	1.800	1.801	1.803	1.800	1.802	1.800	1.797
Average	1.806	1.805	1.807	1.806	1.804	1.805	1.806	1.804	1.808	1.802	1.801
Max	1.810	1.809	1.813	1.809	1.807	1.808	1.809	1.808	1.812	1.805	1.808
UL	1.846	1.846	1.846	1.846	1.846	1.846	1.846	1.846	1.846	1.846	1.846



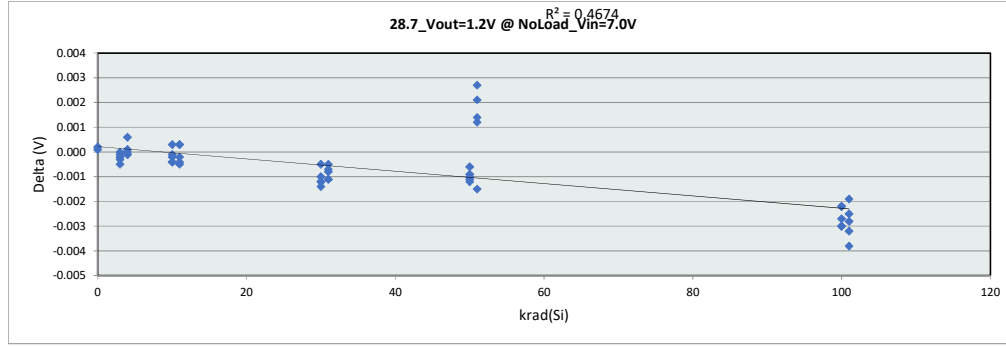
LDR Report
TPS7H1101A-SP

Max	1.813	1.813	0.004
Average	1.806	1.805	-0.001
Min	1.799	1.797	-0.006
Std Dev	0.003	0.004	0.002

LDR Report
TPS7H1101A-SP

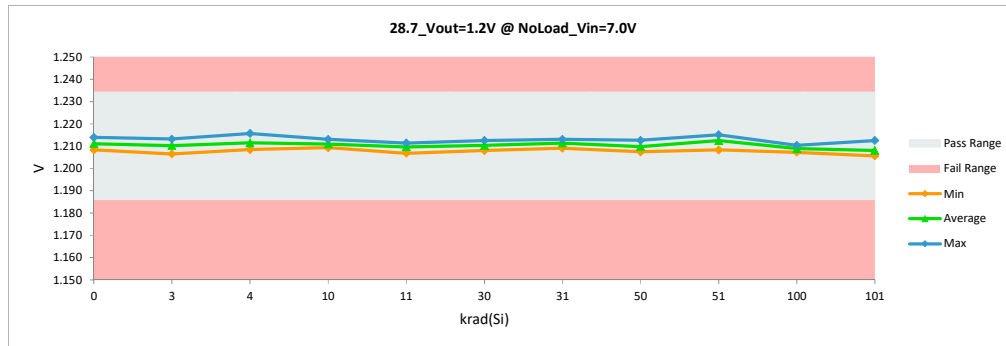
28.7_Vout=1.2V @ NoLoad_Vin=		
Test Site	Dallas	Dallas
Tester	ETS-364	ETS-364
Test Number	EF5069	EF5069
Unit	V	V
Max Limit	1.2342	1.2342
Min Limit	1.1858	1.1858

krad(Si)	Serial #	Pre	Post	Delta
0	355	1.208	1.208	0.000
0	356	1.214	1.214	0.000
3	65	1.209	1.209	0.000
3	66	1.214	1.213	-0.001
3	67	1.211	1.211	0.000
3	68	1.212	1.212	0.000
3	69	1.207	1.207	0.000
4	28	1.213	1.213	0.000
4	29	1.212	1.212	0.000
4	30	1.216	1.216	0.000
4	31	1.209	1.209	0.000
4	32	1.208	1.209	0.001
10	70	1.212	1.212	0.000
10	71	1.213	1.213	0.000
10	72	1.210	1.210	0.000
10	74	1.211	1.211	0.000
10	75	1.209	1.209	0.000
11	33	1.209	1.210	0.000
11	34	1.212	1.211	0.000
11	35	1.212	1.211	0.000
11	36	1.210	1.209	0.000
11	37	1.207	1.207	0.000
30	76	1.209	1.208	-0.001
30	77	1.211	1.211	0.000
30	78	1.211	1.210	-0.001
30	79	1.212	1.211	-0.001
30	80	1.214	1.212	-0.001
31	38	1.214	1.213	0.000
31	39	1.213	1.212	-0.001
31	40	1.212	1.211	-0.001
31	41	1.210	1.209	-0.001
31	42	1.213	1.212	-0.001
50	158	1.208	1.207	-0.001
50	159	1.210	1.209	-0.001
50	160	1.214	1.213	-0.001
50	161	1.211	1.210	-0.001
50	162	1.212	1.211	-0.001
51	43	1.212	1.215	0.003
51	44	1.212	1.215	0.002
51	45	1.210	1.208	-0.002
51	46	1.209	1.211	0.001
51	47	1.213	1.214	0.001
100	163	1.211	1.208	-0.003
100	164	1.213	1.210	-0.003
100	165	1.212	1.209	-0.003
100	166	1.212	1.210	-0.002
100	167	1.209	1.207	-0.002
101	48	1.212	1.208	-0.003
101	49	1.209	1.206	-0.004
101	50	1.211	1.208	-0.003
101	51	1.214	1.212	-0.002
101	52	1.209	1.206	-0.003



28.7_Vout=1.2V @		
Test Site	Dallas	
Tester	ETS-364	
Test Number	EF5069	
Max Limit	1.2342	V
Min Limit	1.1858	V

krad(Si)	0	3	4	10	11	30	31	50	51	100	101
LL	1.186	1.186	1.186	1.186	1.186	1.186	1.186	1.186	1.186	1.186	1.186
Min	1.208	1.207	1.209	1.209	1.207	1.208	1.209	1.207	1.208	1.207	1.206
Average	1.211	1.210	1.212	1.211	1.210	1.210	1.211	1.210	1.213	1.209	1.208
Max	1.214	1.213	1.216	1.213	1.211	1.213	1.213	1.213	1.215	1.210	1.213
UL	1.234	1.234	1.234	1.234	1.234	1.234	1.234	1.234	1.234	1.234	1.234



LDR Report

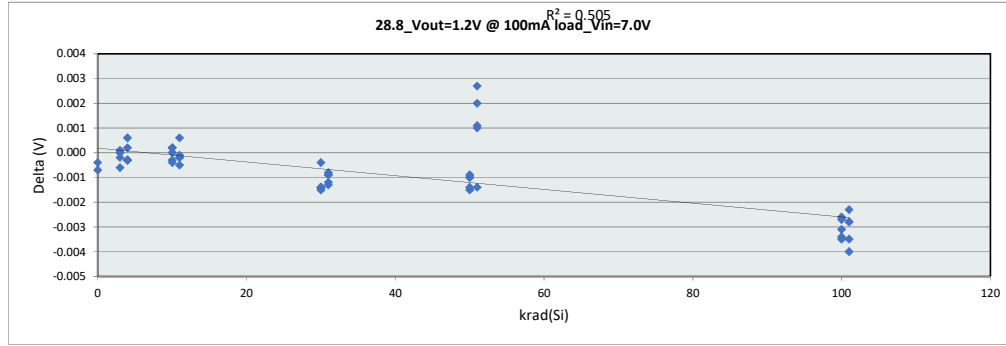
TPS7H1101A-SP

Max	1.216	1.216	0.003
Average	1.211	1.210	-0.001
Min	1.207	1.206	-0.004
Std Dev	0.002	0.002	0.001

LDR Report
TPS7H1101A-SP

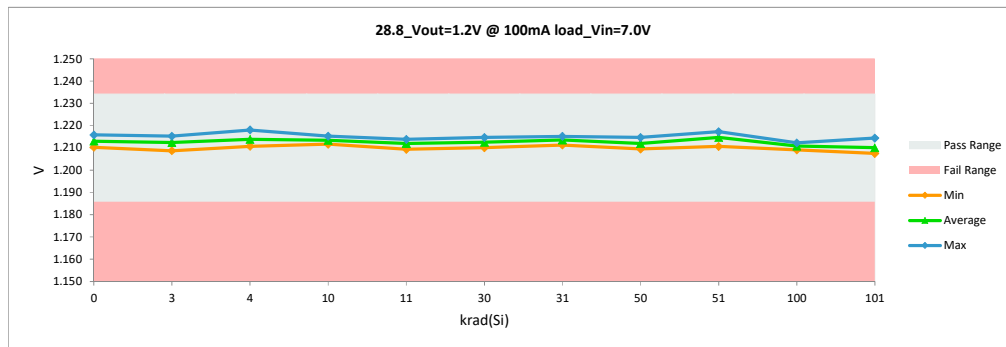
28.8_Vout=1.2V @ 100mA load		
Test Site	Dallas	Dallas
Tester	ETS-364	ETS-364
Test Number	EF5069	EF5069
Unit	V	V
Max Limit	1.2342	1.2342
Min Limit	1.1858	1.1858

krad(Si)	Serial #	Pre	Post	Delta
0	355	1.211	1.210	-0.001
0	356	1.216	1.216	0.000
3	65	1.211	1.211	0.000
3	66	1.216	1.215	-0.001
3	67	1.214	1.213	0.000
3	68	1.214	1.214	0.000
3	69	1.209	1.209	0.000
4	28	1.215	1.215	0.000
4	29	1.214	1.214	0.000
4	30	1.218	1.218	0.000
4	31	1.211	1.211	0.000
4	32	1.211	1.211	0.001
10	70	1.214	1.214	0.000
10	71	1.216	1.215	0.000
10	72	1.212	1.213	0.000
10	74	1.214	1.213	0.000
10	75	1.212	1.212	0.000
11	33	1.212	1.212	0.000
11	34	1.214	1.213	0.000
11	35	1.214	1.214	0.000
11	36	1.212	1.212	0.000
11	37	1.209	1.209	0.001
30	76	1.212	1.210	-0.001
30	77	1.214	1.213	0.000
30	78	1.214	1.212	-0.001
30	79	1.214	1.213	-0.001
30	80	1.216	1.215	-0.002
31	38	1.216	1.215	-0.001
31	39	1.215	1.214	-0.001
31	40	1.214	1.214	-0.001
31	41	1.212	1.211	-0.001
31	42	1.215	1.214	-0.001
50	158	1.210	1.209	-0.001
50	159	1.212	1.211	-0.001
50	160	1.216	1.215	-0.001
50	161	1.213	1.212	-0.002
50	162	1.214	1.213	-0.001
51	43	1.215	1.217	0.003
51	44	1.215	1.217	0.002
51	45	1.212	1.211	-0.001
51	46	1.212	1.213	0.001
51	47	1.215	1.216	0.001
100	163	1.213	1.210	-0.003
100	164	1.215	1.212	-0.003
100	165	1.214	1.211	-0.003
100	166	1.215	1.212	-0.003
100	167	1.212	1.209	-0.003
101	48	1.214	1.210	-0.003
101	49	1.212	1.207	-0.004
101	50	1.213	1.210	-0.003
101	51	1.217	1.214	-0.002
101	52	1.211	1.208	-0.003



28.8_Vout=1.2V @		
Test Site	Dallas	
Tester	ETS-364	
Test Number	EF5069	
Max Limit	1.2342	V
Min Limit	1.1858	V

krad(Si)	0	3	4	10	11	30	31	50	51	100	101
LL	1.186	1.186	1.186	1.186	1.186	1.186	1.186	1.186	1.186	1.186	1.186
Min	1.210	1.209	1.211	1.212	1.209	1.210	1.211	1.210	1.211	1.209	1.208
Average	1.213	1.212	1.214	1.213	1.212	1.213	1.214	1.212	1.215	1.211	1.210
Max	1.216	1.215	1.218	1.215	1.214	1.215	1.215	1.215	1.217	1.212	1.214
UL	1.234	1.234	1.234	1.234	1.234	1.234	1.234	1.234	1.234	1.234	1.234



LDR Report
TPS7H1101A-SP

Max	1.218	1.218	0.003
Average	1.213	1.213	-0.001
Min	1.209	1.207	-0.004
Std Dev	0.002	0.002	0.001

IMPORTANT NOTICE AND DISCLAIMER

TI PROVIDES TECHNICAL AND RELIABILITY DATA (INCLUDING DATA SHEETS), DESIGN RESOURCES (INCLUDING REFERENCE DESIGNS), APPLICATION OR OTHER DESIGN ADVICE, WEB TOOLS, SAFETY INFORMATION, AND OTHER RESOURCES "AS IS" AND WITH ALL FAULTS, AND DISCLAIMS ALL WARRANTIES, EXPRESS AND IMPLIED, INCLUDING WITHOUT LIMITATION ANY IMPLIED WARRANTIES OF MERCHANTABILITY, FITNESS FOR A PARTICULAR PURPOSE OR NON-INFRINGEMENT OF THIRD PARTY INTELLECTUAL PROPERTY RIGHTS.

These resources are intended for skilled developers designing with TI products. You are solely responsible for (1) selecting the appropriate TI products for your application, (2) designing, validating and testing your application, and (3) ensuring your application meets applicable standards, and any other safety, security, regulatory or other requirements.

These resources are subject to change without notice. TI grants you permission to use these resources only for development of an application that uses the TI products described in the resource. Other reproduction and display of these resources is prohibited. No license is granted to any other TI intellectual property right or to any third party intellectual property right. TI disclaims responsibility for, and you will fully indemnify TI and its representatives against, any claims, damages, costs, losses, and liabilities arising out of your use of these resources.

TI's products are provided subject to [TI's Terms of Sale](#) or other applicable terms available either on [ti.com](https://www.ti.com) or provided in conjunction with such TI products. TI's provision of these resources does not expand or otherwise alter TI's applicable warranties or warranty disclaimers for TI products.

TI objects to and rejects any additional or different terms you may have proposed.

Mailing Address: Texas Instruments, Post Office Box 655303, Dallas, Texas 75265
Copyright © 2023, Texas Instruments Incorporated