

3G-SDI Cable Driver Compatibility Guide – TI / MACOM

ABSTRACT

To facilitate design with TI's 3G-SDI portfolio, this guide provides a detailed description about cable driver devices that are drop-in compatible and functional equivalent replacements for similar MACOM cable drivers. In addition, this guide provides details about 3G-SDI cable driver part selection for new designs to enable improved performance and an easy future upgrade path from 3G to 12G.

Contents

1	Introduction	2
2	Cable Driver Compatibility Overview	2
3	LMH0303, LMH0302 Pin Compatibility With M21328.....	3
4	LMH0307 Functional Equivalent With M21428	5
5	LMH0318 3G-SDI Cable Driver for New Designs	6
6	Summary.....	7

Trademarks

All trademarks are the property of their respective owners.

1 Introduction

TI offers a diverse 3G-SDI portfolio that includes cable equalizers, reclockers, and cable drivers. Many of these 3G-SDI devices are pin-compatible or functional equivalent replacement options with devices offered by other SDI IC vendors. This guide serves as a pin-by-pin reference with a detailed comparison of TI's 3G cable drivers and similar cable driver devices offered by MACOM.

2 Cable Driver Compatibility Overview

The TI devices below are pin-compatible with the following MACOM cable driver:

TI CABLE DRIVER	PIN-COMPATIBLE WITH...	DEVICE DETAILS
LMH0303 LMH0302	M21328	Single Cable Driver 16-Pin QFN 4 mm x 4 mm

The TI device below is functionally equivalent, but not pin-compatible, with the following MACOM cable driver:

TI CABLE DRIVER	FUNCTIONALLY COMPATIBLE WITH...	DEVICE DETAILS
LMH0307	M21428	Dual Cable Driver 16-Pin QFN 4 mm x 4 mm (TI) 3 mm x 3 mm (MACOM)

3 LMH0303, LMH0302 Pin Compatibility With M21328

3.1 Key Schematic Differences

Figure 1 highlights key schematic differences between TI and MACOM drop-in compatible solutions in blue. For a detailed comparison of device pin functionality, refer to Section 3.2.

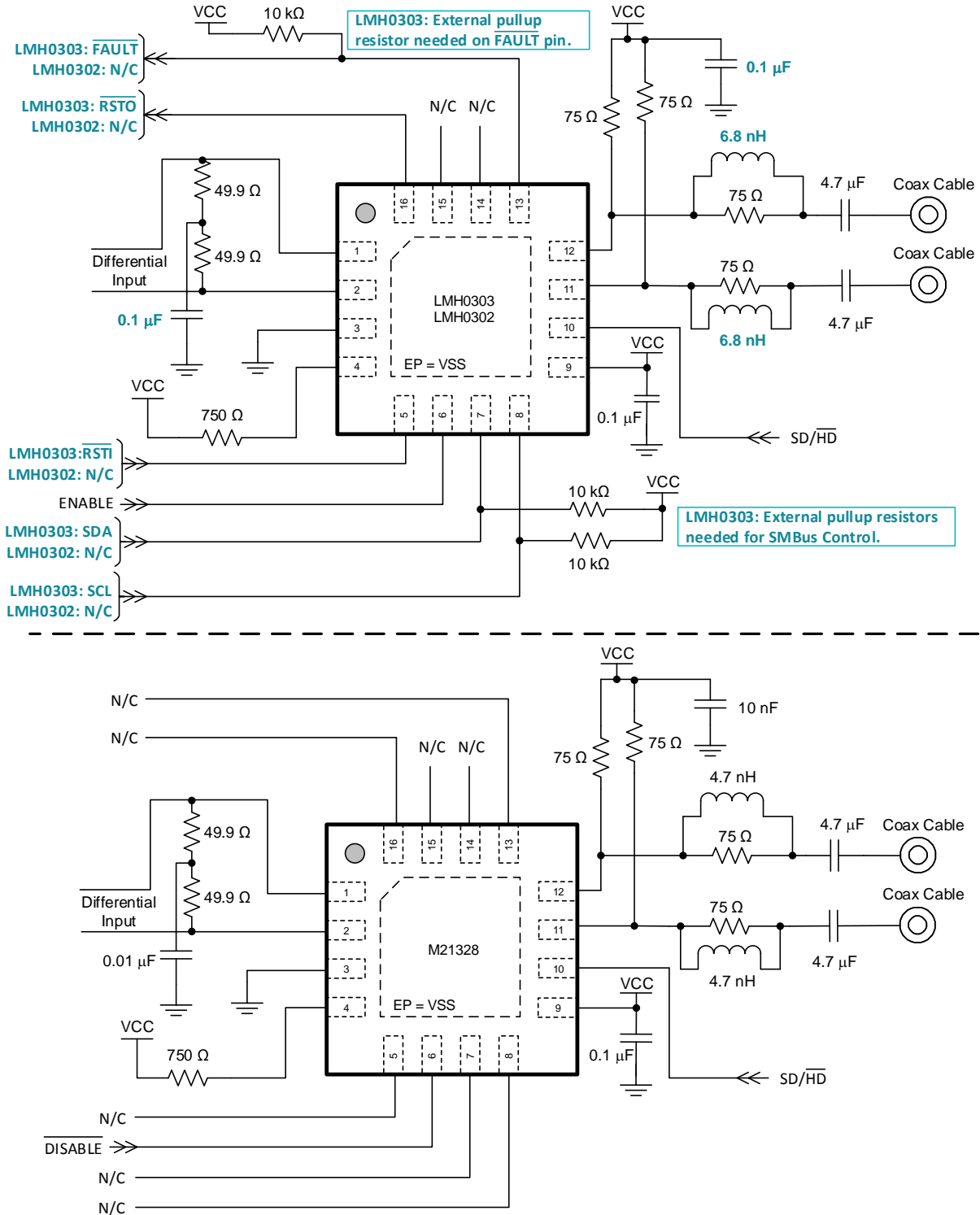


Figure 1. LMH0303, LMH0302 Pin Compatibility With M21328

3.2 Pin-by-Pin Comparison

PIN NO.	LMH0303 ⁽¹⁾ LMH0302	M21328	FUNCTIONAL DIFFERENCES AND NOTES
1, 2	SDI, SDI	SDI, SDI	None
3, DAP	V _{EE}	AV _{SS}	None
4	R _{REF}	RSET	Use 750-Ω pullup for 800 mVpp launch amplitude.
5	LMH0303: $\overline{\text{RSTI}}$ LMH0302: N/C	N/C	LMH0303: Reset input with internal pullup. Can be left as no connect for normal operation
6	ENABLE	$\overline{\text{DISABLE}}$	None
7	LMH0303: SDA LMH0302: N/C	N/C	LMH0303: SMBus bidirectional data. When using SMBus interface, this pin requires 10-kΩ pullup. Otherwise, this pin may be left floating.
8	LMH0303: SCL LMH0302: N/C	N/C	LMH0303: SMBus clock input. When using SMBus interface, this pin requires 10-kΩ pullup. Otherwise, this pin may be left floating.
9	V _{CC}	AV _{DD}	None. 3.3-V Supply
10	SD/ $\overline{\text{HD}}$	SD/ $\overline{\text{HD}}$	None
11, 12	$\overline{\text{SDO}}$, SDO	$\overline{\text{SDO}}$, SDO	None
13	LMH0303: FAULT LMH0302: N/C	N/C	LMH0303: Fault open-drain output flag. Requires external pullup resistor for normal operation.
14	N/C	N/C	None
15	N/C	N/C	None
16	LMH0303: $\overline{\text{RSTO}}$ LMH0302: N/C	N/C	LMH0303: Reset output. For pin compatibility, this pin can be left as no connect for normal operation.

⁽¹⁾ The LMH0303 can be configured either by pin settings or optional SMBus interface. The MACOM M21328 only supports configuration by pin settings.

3.3 External Component Differences

To replace the M21328, the following external component changes should be observed regarding the LMH0303/LMH0302:

COMPONENT(S)	CHANGE FROM...	CHANGE TO...
External Pullup Resistor on Pin 13	N/C	LMH0303: 10-kΩ pullup LMH0302: N/C
External Pullup Resistor on Pins 7 and 8	N/C	LMH0303: 10-kΩ pullup if SMBus interface is used. Otherwise, leave as N/C. LMH0302: N/C
Return Loss Inductor	4.7 nH	6.8 nH

4 LMH0307 Functional Equivalent With M21428

While TI does not have a pin-compatible equivalent to MACOM's M21428 3G-SDI dual cable driver, the LMH0307 can be used as a functional equivalent. The LMH0307 supports lower additive jitter and increased operating temperature range, while offering extended programmability through SMBus control.

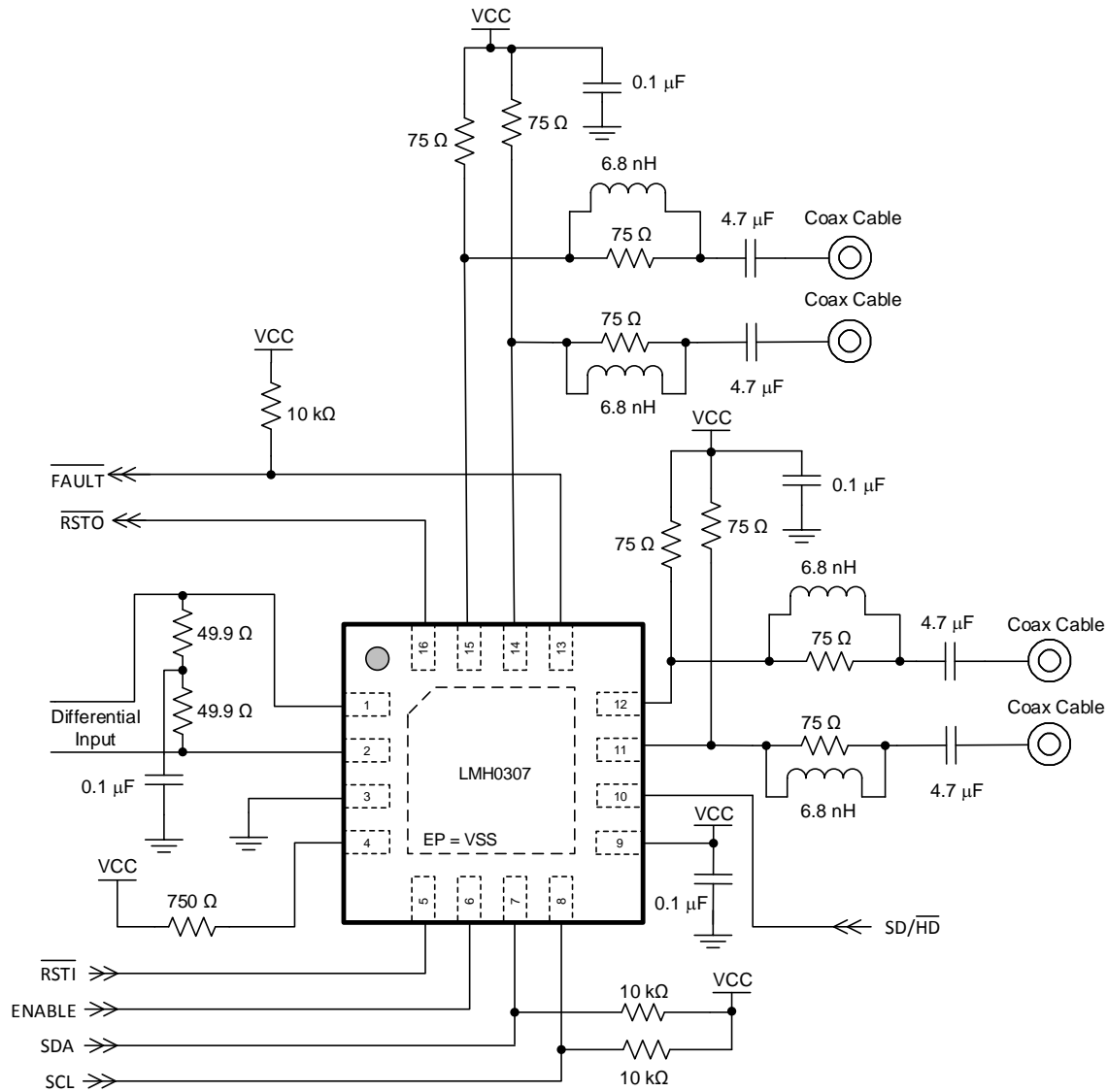


Figure 2. LMH0307 Dual Cable Driver Schematic

5 LMH0318 3G-SDI Cable Driver for New Designs

For new 3G-SDI designs in the component-selection phase, TI recommends designing with the LMH0318. Using the LMH0318 enables an easy upgrade path to the LMH1218, a pin-compatible 12G-SDI cable driver with integrated reclocker. In addition, the LMH0318 offers the following advantages compared to previous generation 3G-SDI cable drivers:

- User-Programmable PCB Trace Equalizer
- Integrated Reclocker
- Internal Eye-Opening Monitor for Debug Purposes
- Integrated Input and Output Terminations
- Integrated Return Loss Network
- Input 2:1 Mux
- 75- Ω and 100- Ω Transmitter Outputs
- SMBus or SPI Control Programmability

NOTE: The LMH0318 is *not* pin-compatible with the previously mentioned 3G-SDI devices (LMH0302, LMH0303, LMH0307).

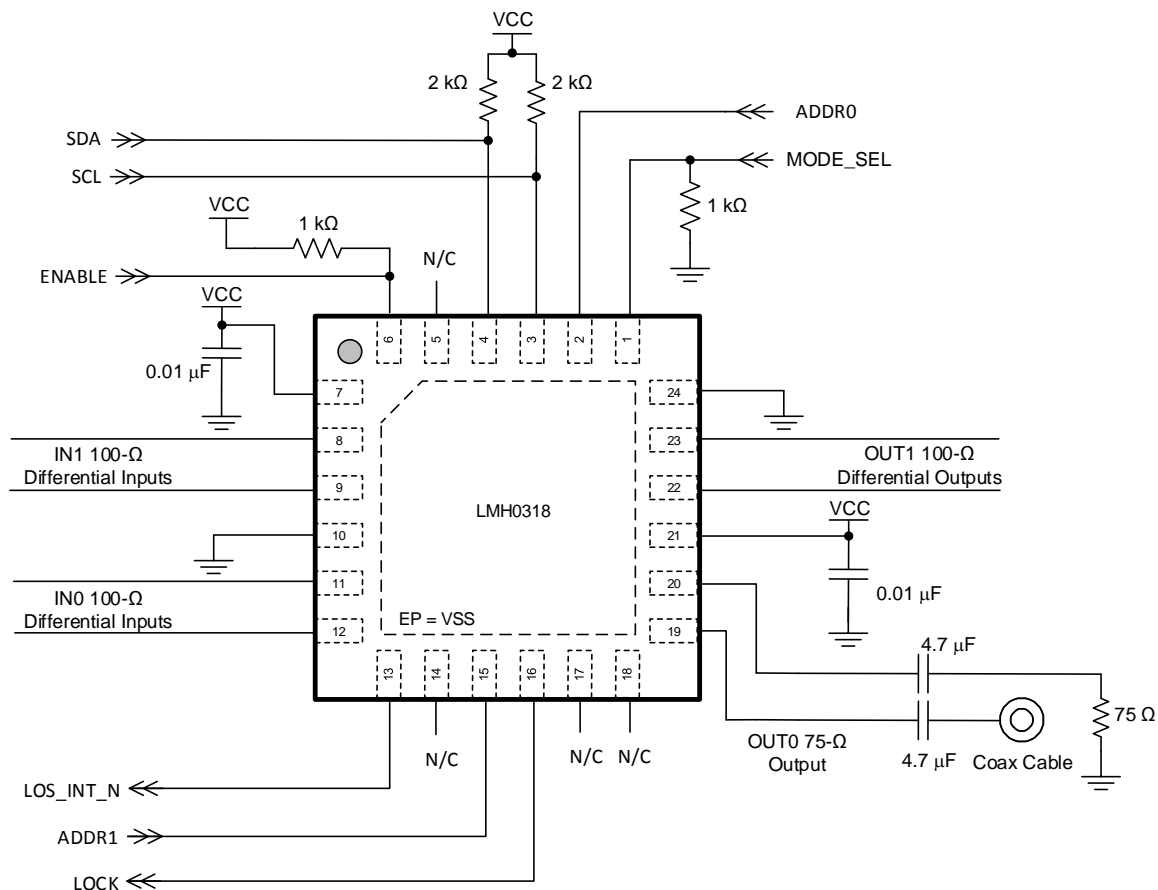


Figure 3. LMH0318 Application Schematic in SMBus Mode

For more information, visit the [LMH0318](#) product folder to access the full data sheet and other design documents.

6 Summary

TI offers a wide SDI portfolio pin-compatible and functional equivalent alternatives to MACOM 3G-SDI cable drivers. With a few simple component changes to an existing SDI design and board layout, a MACOM 3G-SDI single cable driver can be replaced and improved with TI's pin-compatible 3G-SDI cable drivers. For MACOM's 3G-SDI dual cable driver, the LMH0307 can be used as a functionally compatible replacement. For new 3G designs that are in the component selection phase, TI recommends the LMH0318 for improved performance and easy upgrade path to 12G.

IMPORTANT NOTICE FOR TI DESIGN INFORMATION AND RESOURCES

Texas Instruments Incorporated ("TI") technical, application or other design advice, services or information, including, but not limited to, reference designs and materials relating to evaluation modules, (collectively, "TI Resources") are intended to assist designers who are developing applications that incorporate TI products; by downloading, accessing or using any particular TI Resource in any way, you (individually or, if you are acting on behalf of a company, your company) agree to use it solely for this purpose and subject to the terms of this Notice.

TI's provision of TI Resources does not expand or otherwise alter TI's applicable published warranties or warranty disclaimers for TI products, and no additional obligations or liabilities arise from TI providing such TI Resources. TI reserves the right to make corrections, enhancements, improvements and other changes to its TI Resources.

You understand and agree that you remain responsible for using your independent analysis, evaluation and judgment in designing your applications and that you have full and exclusive responsibility to assure the safety of your applications and compliance of your applications (and of all TI products used in or for your applications) with all applicable regulations, laws and other applicable requirements. You represent that, with respect to your applications, you have all the necessary expertise to create and implement safeguards that (1) anticipate dangerous consequences of failures, (2) monitor failures and their consequences, and (3) lessen the likelihood of failures that might cause harm and take appropriate actions. You agree that prior to using or distributing any applications that include TI products, you will thoroughly test such applications and the functionality of such TI products as used in such applications. TI has not conducted any testing other than that specifically described in the published documentation for a particular TI Resource.

You are authorized to use, copy and modify any individual TI Resource only in connection with the development of applications that include the TI product(s) identified in such TI Resource. NO OTHER LICENSE, EXPRESS OR IMPLIED, BY ESTOPPEL OR OTHERWISE TO ANY OTHER TI INTELLECTUAL PROPERTY RIGHT, AND NO LICENSE TO ANY TECHNOLOGY OR INTELLECTUAL PROPERTY RIGHT OF TI OR ANY THIRD PARTY IS GRANTED HEREIN, including but not limited to any patent right, copyright, mask work right, or other intellectual property right relating to any combination, machine, or process in which TI products or services are used. Information regarding or referencing third-party products or services does not constitute a license to use such products or services, or a warranty or endorsement thereof. Use of TI Resources may require a license from a third party under the patents or other intellectual property of the third party, or a license from TI under the patents or other intellectual property of TI.

TI RESOURCES ARE PROVIDED "AS IS" AND WITH ALL FAULTS. TI DISCLAIMS ALL OTHER WARRANTIES OR REPRESENTATIONS, EXPRESS OR IMPLIED, REGARDING TI RESOURCES OR USE THEREOF, INCLUDING BUT NOT LIMITED TO ACCURACY OR COMPLETENESS, TITLE, ANY EPIDEMIC FAILURE WARRANTY AND ANY IMPLIED WARRANTIES OF MERCHANTABILITY, FITNESS FOR A PARTICULAR PURPOSE, AND NON-INFRINGEMENT OF ANY THIRD PARTY INTELLECTUAL PROPERTY RIGHTS.

TI SHALL NOT BE LIABLE FOR AND SHALL NOT DEFEND OR INDEMNIFY YOU AGAINST ANY CLAIM, INCLUDING BUT NOT LIMITED TO ANY INFRINGEMENT CLAIM THAT RELATES TO OR IS BASED ON ANY COMBINATION OF PRODUCTS EVEN IF DESCRIBED IN TI RESOURCES OR OTHERWISE. IN NO EVENT SHALL TI BE LIABLE FOR ANY ACTUAL, DIRECT, SPECIAL, COLLATERAL, INDIRECT, PUNITIVE, INCIDENTAL, CONSEQUENTIAL OR EXEMPLARY DAMAGES IN CONNECTION WITH OR ARISING OUT OF TI RESOURCES OR USE THEREOF, AND REGARDLESS OF WHETHER TI HAS BEEN ADVISED OF THE POSSIBILITY OF SUCH DAMAGES.

You agree to fully indemnify TI and its representatives against any damages, costs, losses, and/or liabilities arising out of your non-compliance with the terms and provisions of this Notice.

This Notice applies to TI Resources. Additional terms apply to the use and purchase of certain types of materials, TI products and services. These include; without limitation, TI's standard terms for semiconductor products (<http://www.ti.com/sc/docs/stdterms.htm>), [evaluation modules](#), and [samples](http://www.ti.com/sc/docs/sampterm.htm) (<http://www.ti.com/sc/docs/sampterm.htm>).

Mailing Address: Texas Instruments, Post Office Box 655303, Dallas, Texas 75265
Copyright © 2017, Texas Instruments Incorporated