

# Accelerating next-generation automotive designs with the TDA5 Virtualizer™ Development Kit



Alec May

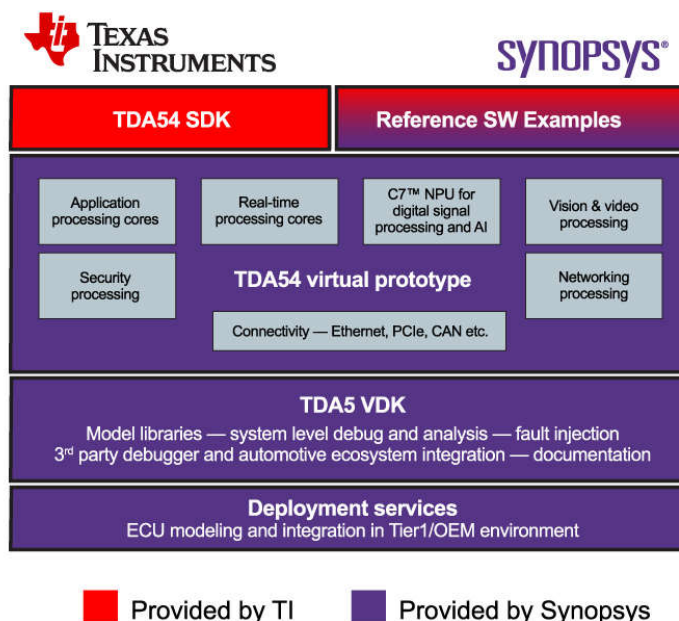
## Introduction

Continuous innovation in high-performance, power-efficient systems-on-a-chip (SoCs) is enabling safer, smarter and more autonomous driving experiences in even more vehicles.

As another big step forward, Texas Instruments and Synopsys developed a [Virtualizer Development Kit™ \(VDK\)](#) for the TDA5 high-performance compute SoC family. The TDA5 VDK enables developers to evaluate, develop and test devices in the TDA5 family ahead of initial silicon samples, providing a seamless development cycle with one software development kit (SDK) for both physical and virtual SoCs. Each device in the TDA5 family will have a corresponding VDK to enable a common virtualization solution and consistent user experience.

Along with the VDK, TI and Synopsys are providing additional components to create the full virtual development environment. [Figure 1](#) provides an overview of available resources, which include:

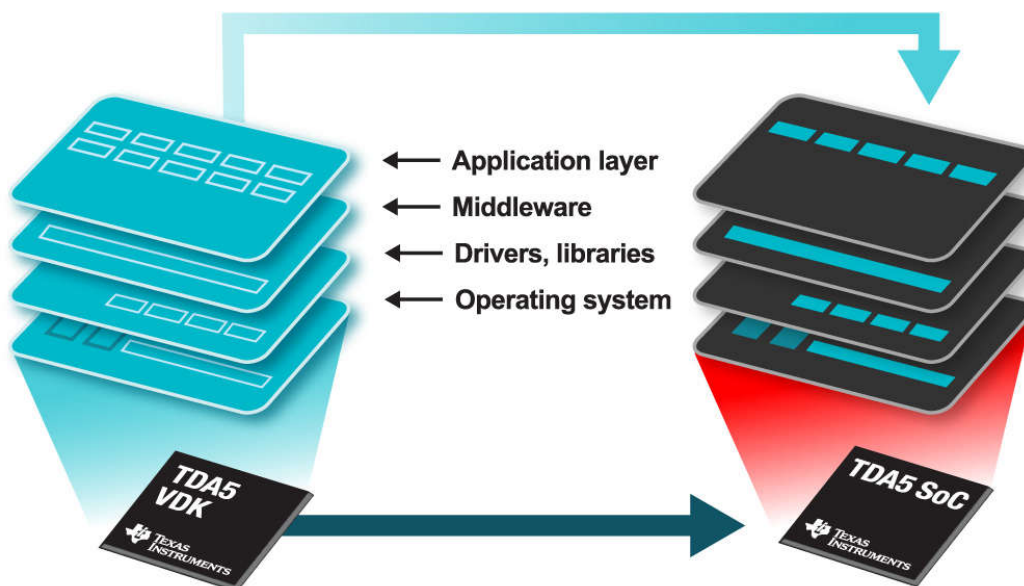
- The virtual prototype, which is the simulated model of a TDA5 SoC.
- Deployment services from Synopsys, which are add-ons and interfaces that enable developers to integrate the VDK with other virtual components or tools.
- Documentation for the TDA5 and the [TDA54 software development kit](#).
- Reference software examples for each TDA5 VDK and SDK to help developers get started.



**Figure 1. Block diagram showing components provided by TI and Synopsys to get started with development on the VDK**

## Why virtualization matters

Virtualization solutions greatly reduce automotive development cycles by enabling software development without physical hardware. This allows developers to accelerate or "shift-left" development by starting software earlier and then migrating to physical hardware once available (as shown in [Figure 2](#)). Additionally, earlier software development extends to ecosystem partners, enabling key third-party software components to be available earlier.



**Figure 2. Visualization of how software can be migrated from VDK to SoC**

## Accelerating development with virtualization

The TDA5 VDK helps software developers work more effectively and efficiently, allowing them to use software-in-the-loop testing, so they can test and validate virtually without needing costly on-the-road testing.

Developers can use the TDA5 VDK to enhance debugging capabilities with deeper insights into internal device operations than what is typically exposed through the physical SoC pins. The TDA5 VDK also provides fault injection capabilities, enabling developers to simulate failures inside the device to get better information on how their software will behave when something goes wrong.

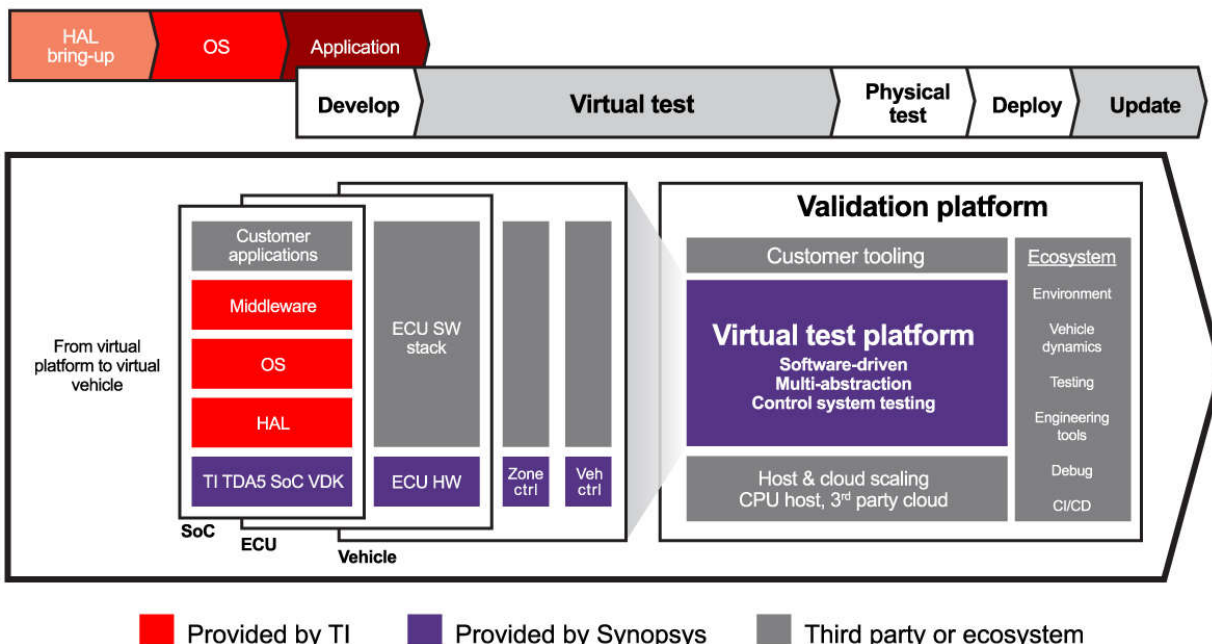
## Scalability of virtualization

Scalability is another key benefit of the TDA5 VDK because virtualization platforms don't require shipping, allowing development teams to ramp faster and be more responsive with their resource allocation for ongoing projects. The TDA5 VDK also enables automated test environments, since development teams can replace traditional "board farms" with virtual environments running on remote computers. This helps automakers streamline their continuous integration, continuous deployment (CICD) workflows to more efficiently and effectively accomplish their testing.

Since the TDA5 VDK will also be available for future TDA5 SoCs, developers can scale work across multiple projects. If a developer is using the VDK for a specific TDA5 device (e.g. TDA54), they can explore other products in the TDA5 family in a virtual environment without needing to change hardware configurations.

## System integration

Virtualization solutions like the TDA5 VDK serve as the foundation for developers to build complete digital twins for their solutions. By virtualizing the SoC, it can be integrated with other virtual components and tools to create larger simulated systems such as full ECU networks. Figure 3 shows how developers can leverage the capabilities of the Synopsys platform to integrate the VDK with other virtual components and simulate complete solutions.



**Figure 3. Diagram showing how the VDK can integrate with other virtual components and simulate complete solutions**

Digital environment simulation tools can also be integrated with the TDA5 VDK to enable virtual testing in simulated driving scenarios, allowing developers to quickly perform reproducible testing. The TDA5 VDK also allows developers to leverage the broad ecosystem of tools and partners from Synopsys to get the most of their virtual development experience.

## Getting started with the TDA54 VDK

The [TDA54 SDK](#) is now available on TI.com to help engineers get started with the TDA54 virtual development kit. Samples of the [TDA54-Q1](#) SoC, the first device in the TDA5 family, will be sampling to select automotive customers by the end of 2026. Contact TI for more information about the TDA5 VDK and how to get started.

## Trademarks

All trademarks are the property of their respective owners.

## IMPORTANT NOTICE AND DISCLAIMER

TI PROVIDES TECHNICAL AND RELIABILITY DATA (INCLUDING DATASHEETS), DESIGN RESOURCES (INCLUDING REFERENCE DESIGNS), APPLICATION OR OTHER DESIGN ADVICE, WEB TOOLS, SAFETY INFORMATION, AND OTHER RESOURCES "AS IS" AND WITH ALL FAULTS, AND DISCLAIMS ALL WARRANTIES, EXPRESS AND IMPLIED, INCLUDING WITHOUT LIMITATION ANY IMPLIED WARRANTIES OF MERCHANTABILITY, FITNESS FOR A PARTICULAR PURPOSE OR NON-INFRINGEMENT OF THIRD PARTY INTELLECTUAL PROPERTY RIGHTS.

These resources are intended for skilled developers designing with TI products. You are solely responsible for (1) selecting the appropriate TI products for your application, (2) designing, validating and testing your application, and (3) ensuring your application meets applicable standards, and any other safety, security, regulatory or other requirements.

These resources are subject to change without notice. TI grants you permission to use these resources only for development of an application that uses the TI products described in the resource. Other reproduction and display of these resources is prohibited. No license is granted to any other TI intellectual property right or to any third party intellectual property right. TI disclaims responsibility for, and you fully indemnify TI and its representatives against any claims, damages, costs, losses, and liabilities arising out of your use of these resources.

TI's products are provided subject to [TI's Terms of Sale](#), [TI's General Quality Guidelines](#), or other applicable terms available either on [ti.com](https://www.ti.com) or provided in conjunction with such TI products. TI's provision of these resources does not expand or otherwise alter TI's applicable warranties or warranty disclaimers for TI products. Unless TI explicitly designates a product as custom or customer-specified, TI products are standard, catalog, general purpose devices.

TI objects to and rejects any additional or different terms you may propose.

Copyright © 2025, Texas Instruments Incorporated

Last updated 10/2025