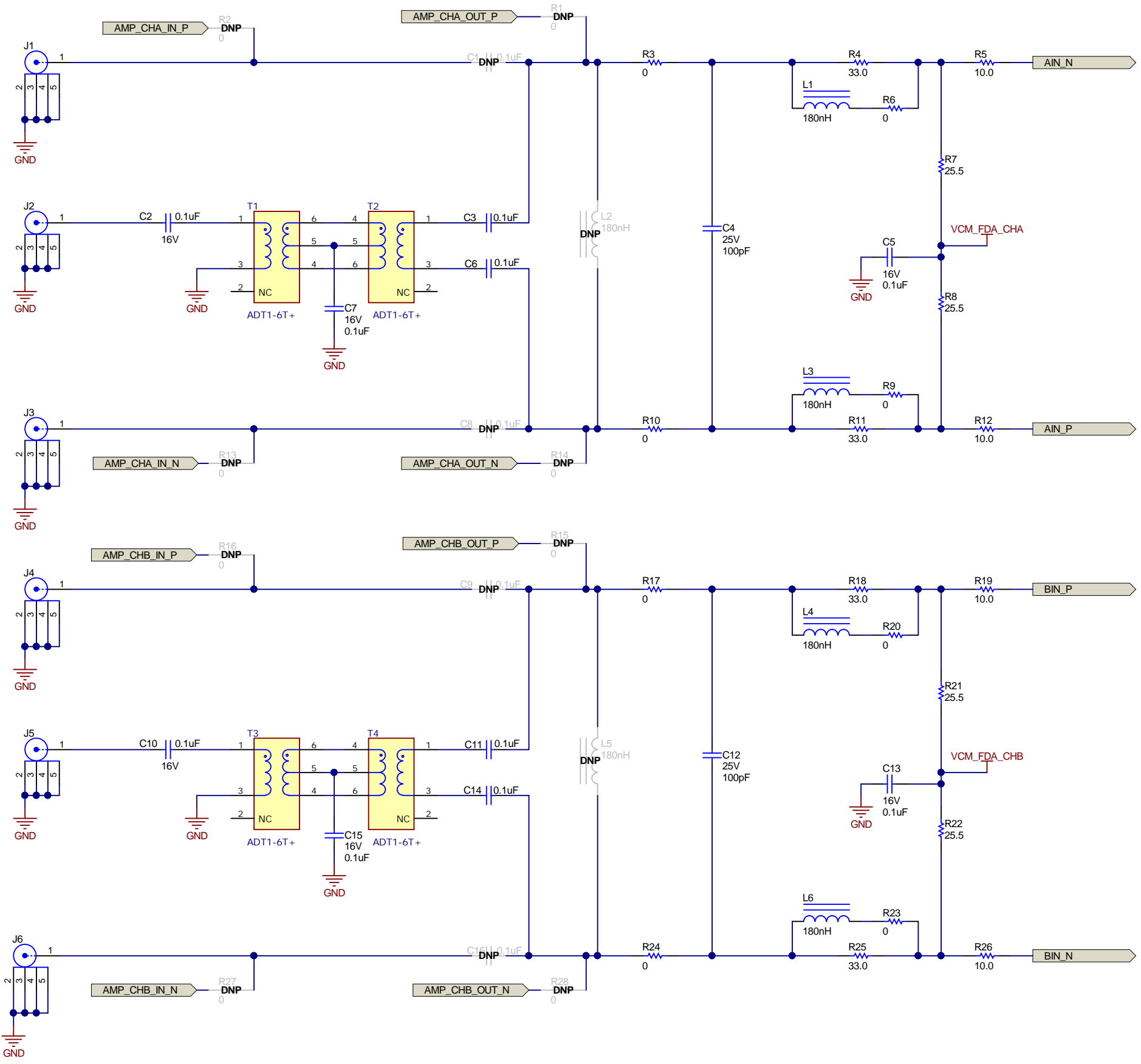


Texas Instruments and/or its licensors do not warrant the accuracy or completeness of this specification or any information contained therein. Texas Instruments and/or its licensors do not warrant that this design will meet the specifications, will be suitable for your application or fit for any particular purpose, or will operate in an implementation. Texas Instruments and/or its licensors do not warrant that the design is production worthy. You should completely validate and test your design implementation to confirm the system functionality for your application.

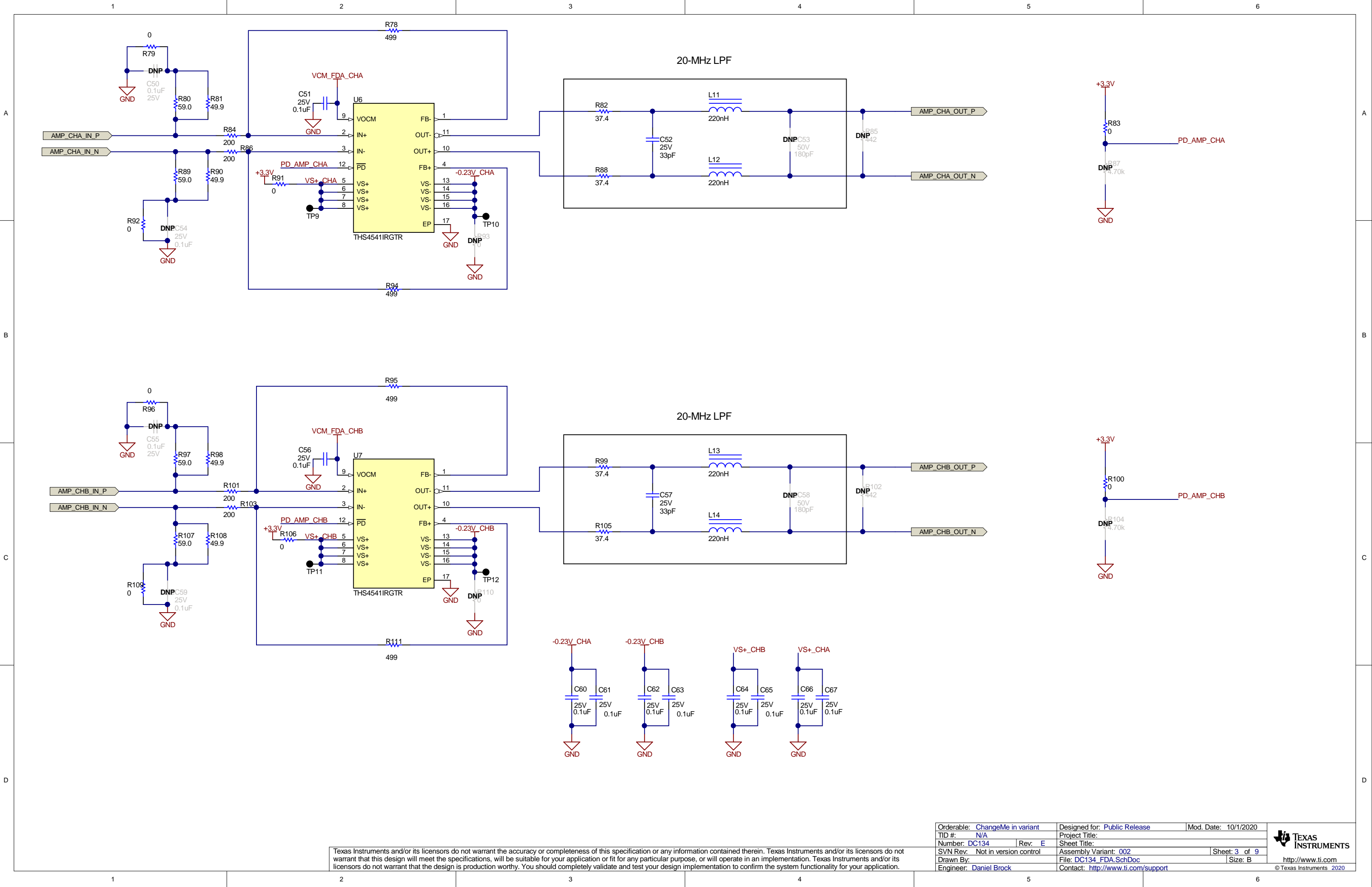
Orderable: ChangeMe in variant	Designed for: Public Release	Mod. Date: 12/3/2020
TID #: N/A	Project Title:	
Number: DC134	Rev: E	Sheet Title:
SVN Rev: Not in version control	Assembly Variant: .002	Sheet: 1 of 9
Drawn By:	File: DC134_Device.SchDoc	Size: B
Engineer: Daniel Brock	Contact: http://www.ti.com/support	



Texas Instruments and/or its licensors do not warrant the accuracy or completeness of this specification or any information contained therein. Texas Instruments and/or its licensors do not warrant that this design will meet the specifications, will be suitable for your application or fit for any particular purpose, or will operate in an implementation. Texas Instruments and/or its licensors do not warrant that the design is production worthy. You should completely validate and test your design implementation to confirm the system functionality for your application.

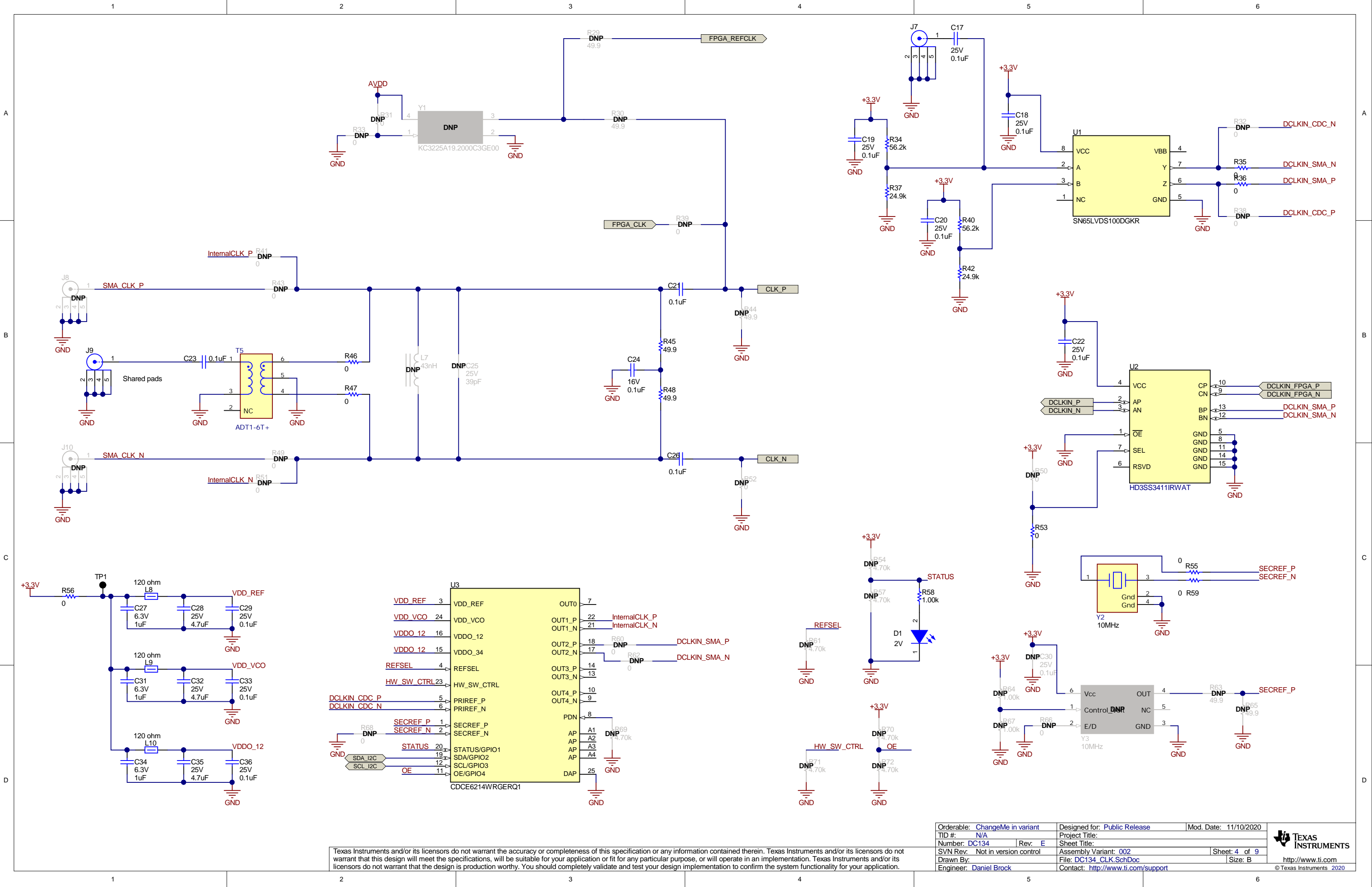
Orderable: ChangeMe in variant	Designed for: Public Release	Mod. Date: 10/6/2020
TID #: N/A	Project Title:	
Number: DC134	Rev: E	Sheet Title:
SVN Rev: Not in version control	Assembly Variant: 002	Sheet: 2 of 9
Drawn By:	File: DC134_AIN.SchDoc	Size: B
Engineer: Daniel Brock	Contact: http://www.ti.com/support	

 **TEXAS
INSTRUMENTS**
<http://www.ti.com>
© Texas Instruments 2020



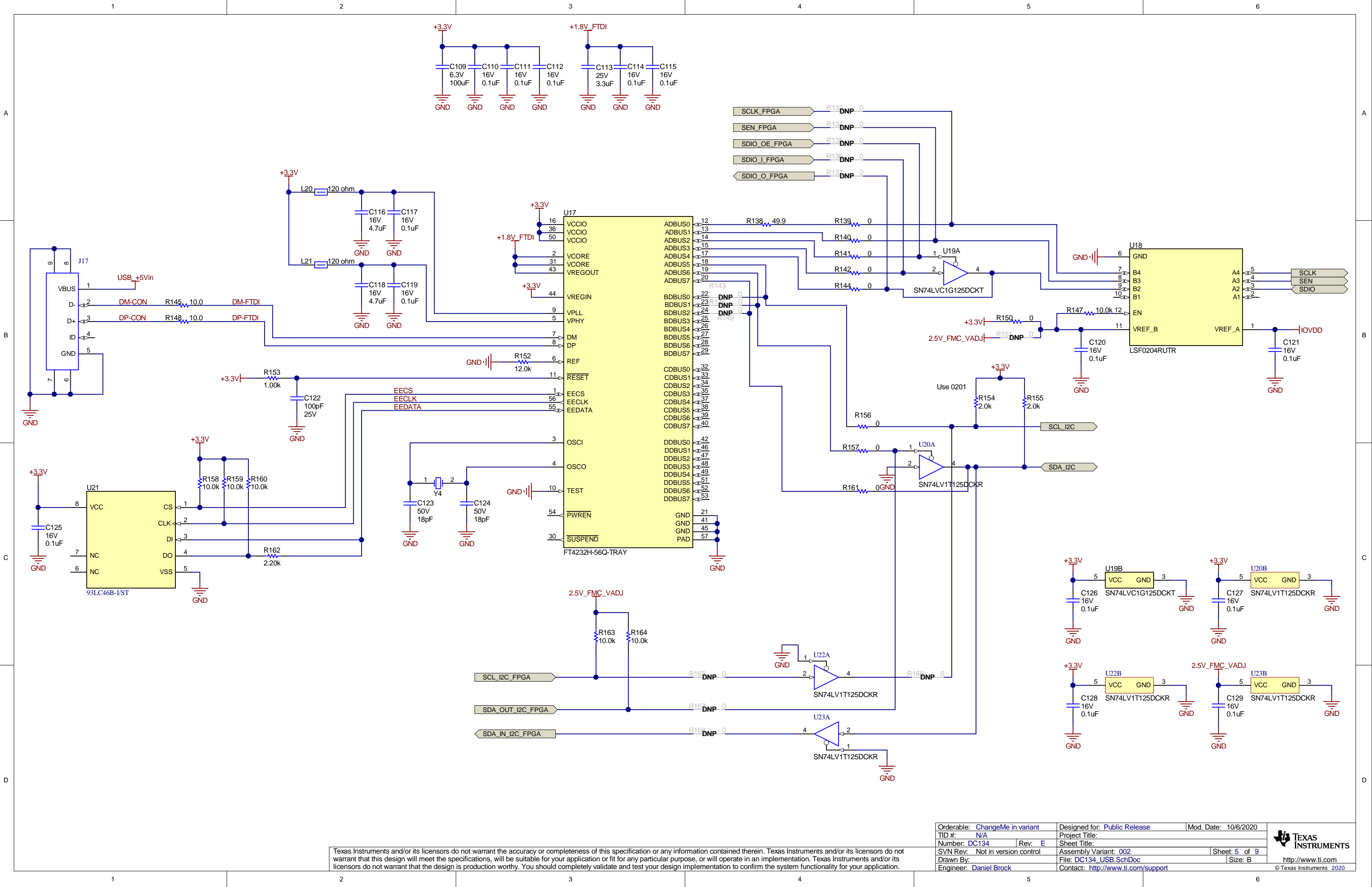
Texas Instruments and/or its licensors do not warrant the accuracy or completeness of this specification or any information contained therein. Texas Instruments and/or its licensors do not warrant that this design will meet the specifications, will be suitable for your application or fit for any particular purpose, or will operate in an implementation. Texas Instruments and/or its licensors do not warrant that the design is production worthy. You should completely validate and test your design implementation to confirm the system functionality for your application.

Orderable: ChangeMe in variant	Designed for: Public Release	Mod. Date: 10/1/2020
TID #: N/A	Project Title:	
Number: DC134	Rev: E	Sheet Title:
SVN Rev: Not in version control	Assembly Variant: 002	Sheet: 3 of 9
Drawn By:	File: DC134_FDA.SchDoc	Size: B
Engineer: Daniel Brock	Contact: http://www.ti.com/support	



Texas Instruments and/or its licensors do not warrant the accuracy or completeness of this specification or any information contained therein. Texas Instruments and/or its licensors do not warrant that this design will meet the specifications, will be suitable for your application or fit for any particular purpose, or will operate in an implementation. Texas Instruments and/or its licensors do not warrant that the design is production worthy. You should completely validate and test your design implementation to confirm the system functionality for your application.

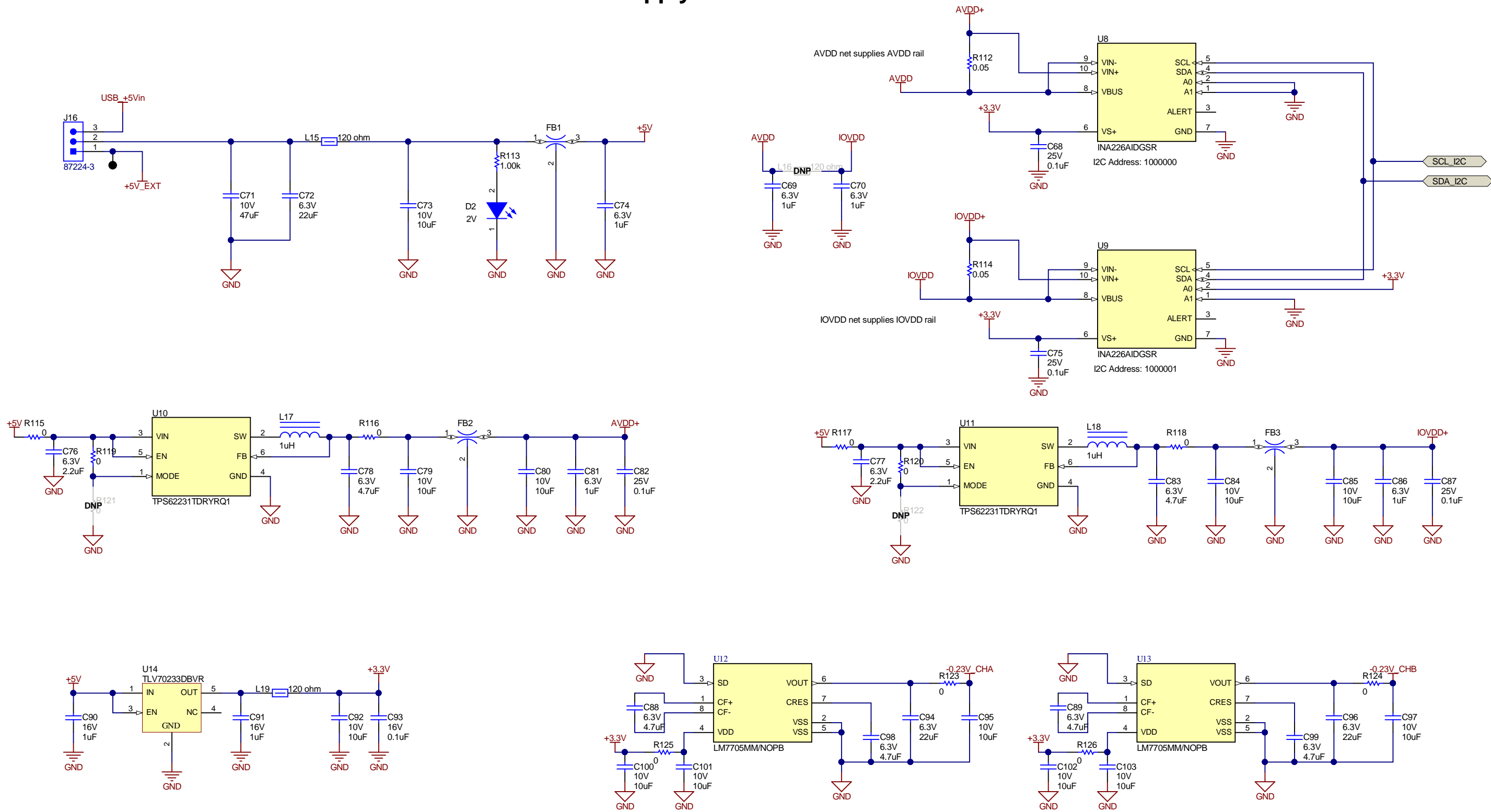
Orderable: ChangeMe in variant	Designed for: Public Release	Mod. Date: 11/10/2020
TID #: N/A	Project Title:	
Number: DC134	Rev: E	Sheet Title:
SVN Rev: Not in version control	Assembly Variant: 002	Sheet: 4 of 9
Drawn By:	File: DC134_CLK.SchDoc	Size: B
Engineer: Daniel Brock	Contact: http://www.ti.com/support	

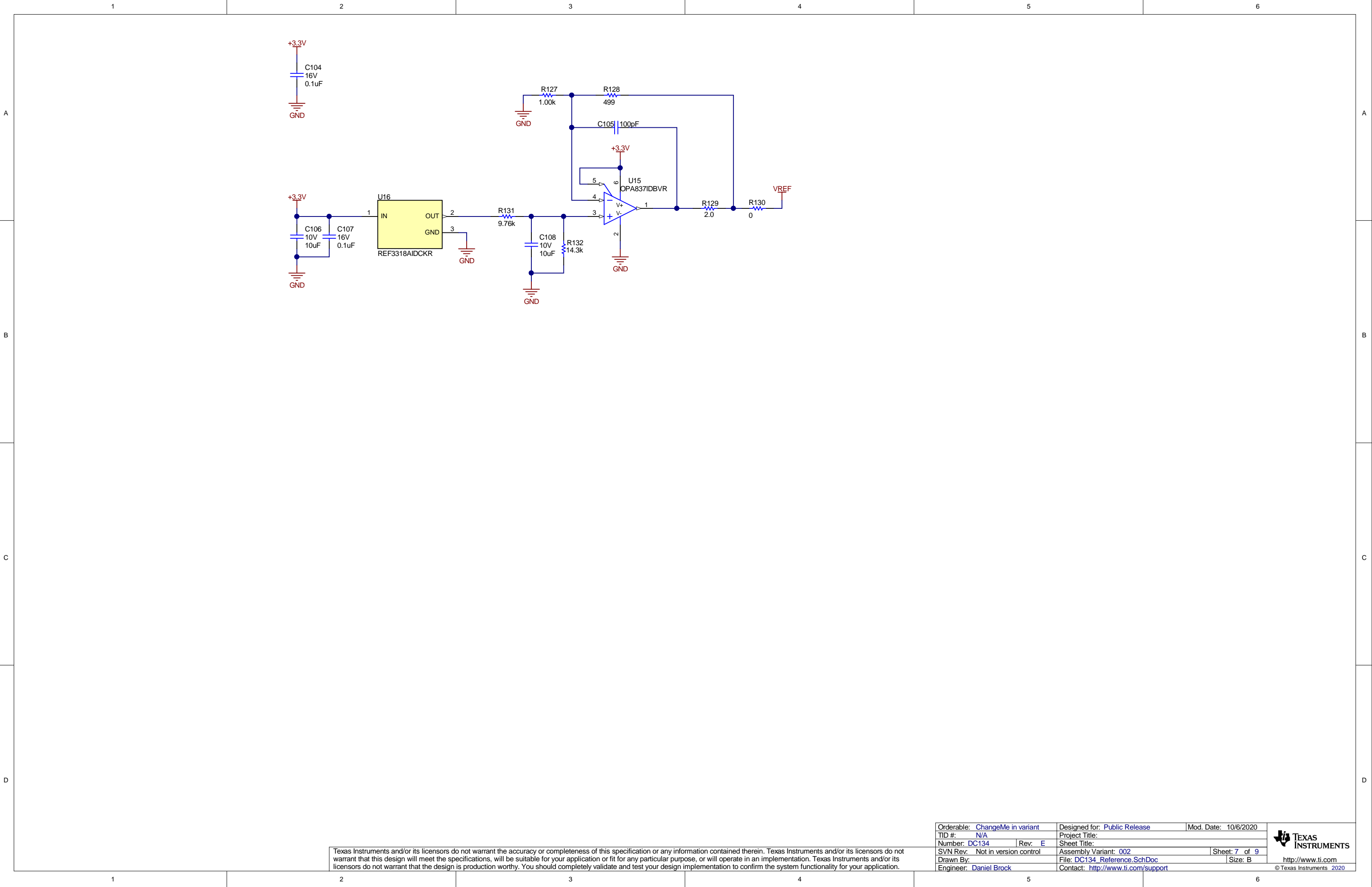


Texas Instruments and/or its licensors do not warrant the accuracy or completeness of this specification or any information contained therein. Texas Instruments and/or its licensors do not warrant that this design will meet the specifications, will be suitable for your application or fit for any particular purpose, or will operate in an implementation. Texas Instruments and/or its licensors do not warrant that the design is production worthy. You should completely validate and test your design implementation to confirm the system functionality for your application.

Orderable: ChangeMe in variant	Designed for: Public Release	Mod. Date: 10/6/2020
TID #: N/A	Project Title:	
Number: DC134	Rev: E	Sheet Title:
SVN Rev: Not in version control	Assembly Variant: 002	Sheet: 5 of 9
Drawn By:	File: DC134_USB.SchDoc	Size: B
Engineer: Daniel Brock	Contact: http://www.ti.com/support	


Power Supply





Texas Instruments and/or its licensors do not warrant the accuracy or completeness of this specification or any information contained therein. Texas Instruments and/or its licensors do not warrant that this design will meet the specifications, will be suitable for your application or fit for any particular purpose, or will operate in an implementation. Texas Instruments and/or its licensors do not warrant that the design is production worthy. You should completely validate and test your design implementation to confirm the system functionality for your application.

Orderable: ChangeMe in variant		Designed for: Public Release		Mod. Date: 10/6/2020	
TID #: N/A		Project Title:			
Number: DC134		Rev: E		Sheet Title:	
SVN Rev: Not in version control		Assembly Variant: .002			Sheet: 7 of 9
Drawn By:		File: DC134_Reference.SchDoc			Size: B
Engineer: Daniel Brock		Contact: http://www.ti.com/support			



Orderable: ChangeMe in variant	Designed for: Public Release	Mod. Date: 6/26/2020
TID #: N/A	Project Title:	
Number: DC134	Rev: E	Sheet Title:
SVN Rev: Not in version control	Assembly Variant: 002	Sheet: 8 of 9
Drawn By:	File: DC134_FMC.SchDoc	Size: B
Engineer: Daniel Brock	Contact: http://www.ti.com/support	



Jumper 2-3

PCB Number: DC134
PCB Rev: E

PCB
LOGO

Texas Instruments

CE Mark

PCB
LOGO

FCC disclaimer

PCB
LOGO

WEEE logo

PCB Number: DC134
PCB Rev: E

LBL1
PCB Label
THT-14-423-10
Size: 0.65" x 0.20 "

Variant/Label Table	
Variant	Label Text
001	ADC3662EVM
002	ADC3663EVM
003	ADC3664EVM
004	ADC3683EVM
005	ADC3682EVM

ZZ1
Label Assembly Note
This Assembly Note is for PCB labels only

ZZ2
Assembly Note
These assemblies are ESD sensitive, ESD precautions shall be observed.

ZZ3
Assembly Note
These assemblies must be clean and free from flux and all contaminants. Use of no clean flux is not acceptable.

Texas Instruments and/or its licensors do not warrant the accuracy or completeness of this specification or any information contained therein. Texas Instruments and/or its licensors do not warrant that this design will meet the specifications, will be suitable for your application or fit for any particular purpose, or will operate in an implementation. Texas Instruments and/or its licensors do not warrant that the design is production worthy. You should completely validate and test your design implementation to confirm the system functionality for your application.