

H9  
SJ-5303 (CLEAR)

H10  
SJ-5303 (CLEAR)

H11  
SJ-5303 (CLEAR)

H12  
SJ-5303 (CLEAR)

DNP

FID1

DNP

FID2

DNP

FID3

PCB Number: MDBU019

PCB Rev: A

PCB  
LOGO

Texas Instruments



LBL1

PCB Label

Size: 0.65" x 0.20 "



PCB  
LOGO

FCC disclaimer

PCB  
LOGO

Pb-Free Symbol

Label Table	
Variant	Label Text
001	DRV10983Q1EVM
002	DRV10983HEVM
003	DRV10983EVM
004	DRV10975EVM

ZZ1

Label Assembly Note

This Assembly Note is for PCB labels only

ZZ2

Assembly Note

This Assembly Note will show in the PcbDoc and associated outputs

ZZ3

Assembly Note

This Assembly Note will show in the PcbDoc and associated outputs

ZZ4

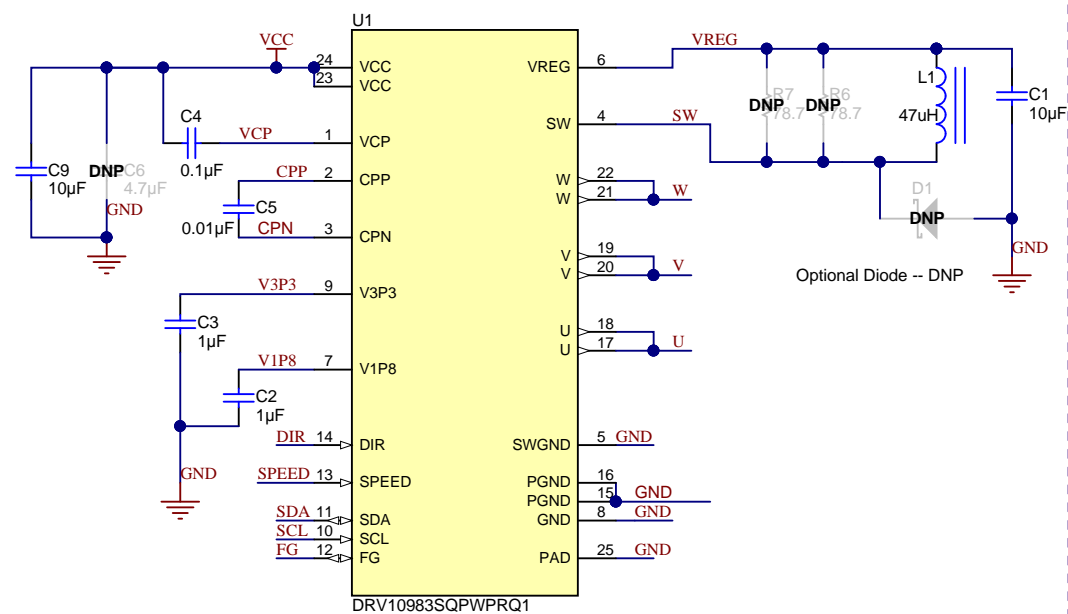
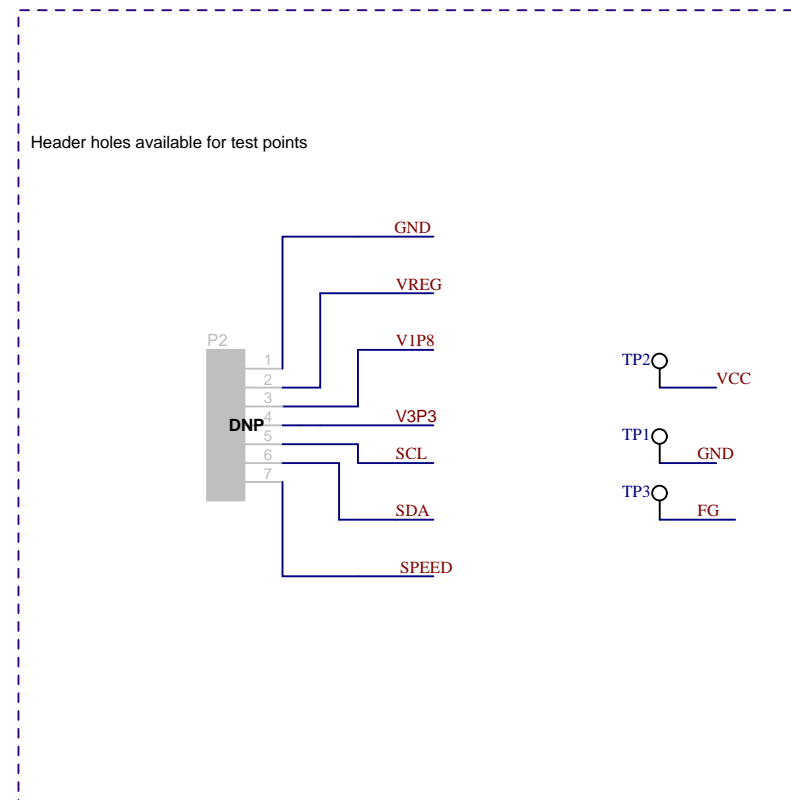
Assembly Note

This Assembly Note will show in the PcbDoc and associated outputs

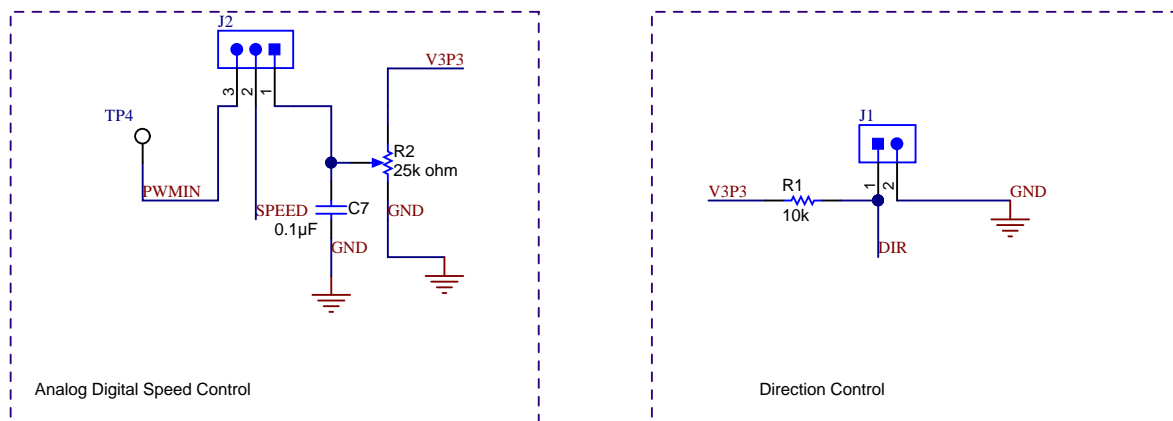
ZZ5

Assembly Note

With a marker put an "x" in the box Stand-By on the PCB



DRV10983Q1 /DRV10983H/DRV10983/DRV10975 EVM



Orderable: <a href="#">DRV10983Q1EVM</a>	Designed for: <a href="#">Public Release</a>	Mod. Date: 5/3/2017
TID #: <a href="#">N/A</a>	Project Title: <a href="#">DRV10983Q1EVM</a>	
Number: <a href="#">MDBU019</a>	Rev: <a href="#">A</a>	Sheet Title:
SVN Rev: Version control disabled		Assembly Variant: <a href="#">001</a>
Drawn By:		Sheet: <a href="#">1</a> of <a href="#">2</a>
Engineer: <a href="#">Janet Yi</a>	File: <a href="#">MDBU019A.SchDoc</a>	Size: B
	Contact: <a href="http://www.ti.com/support">http://www.ti.com/support</a>	



Texas Instruments and/or its licensors do not warrant the accuracy or completeness of this specification or any information contained therein. Texas Instruments and/or its licensors do not warrant that this design will meet the specifications, will be suitable for your application or fit for any particular purpose, or will operate in an implementation. Texas Instruments and/or its licensors do not warrant that the design is production worthy. You should completely validate and test your design implementation to confirm the system functionality for your application.