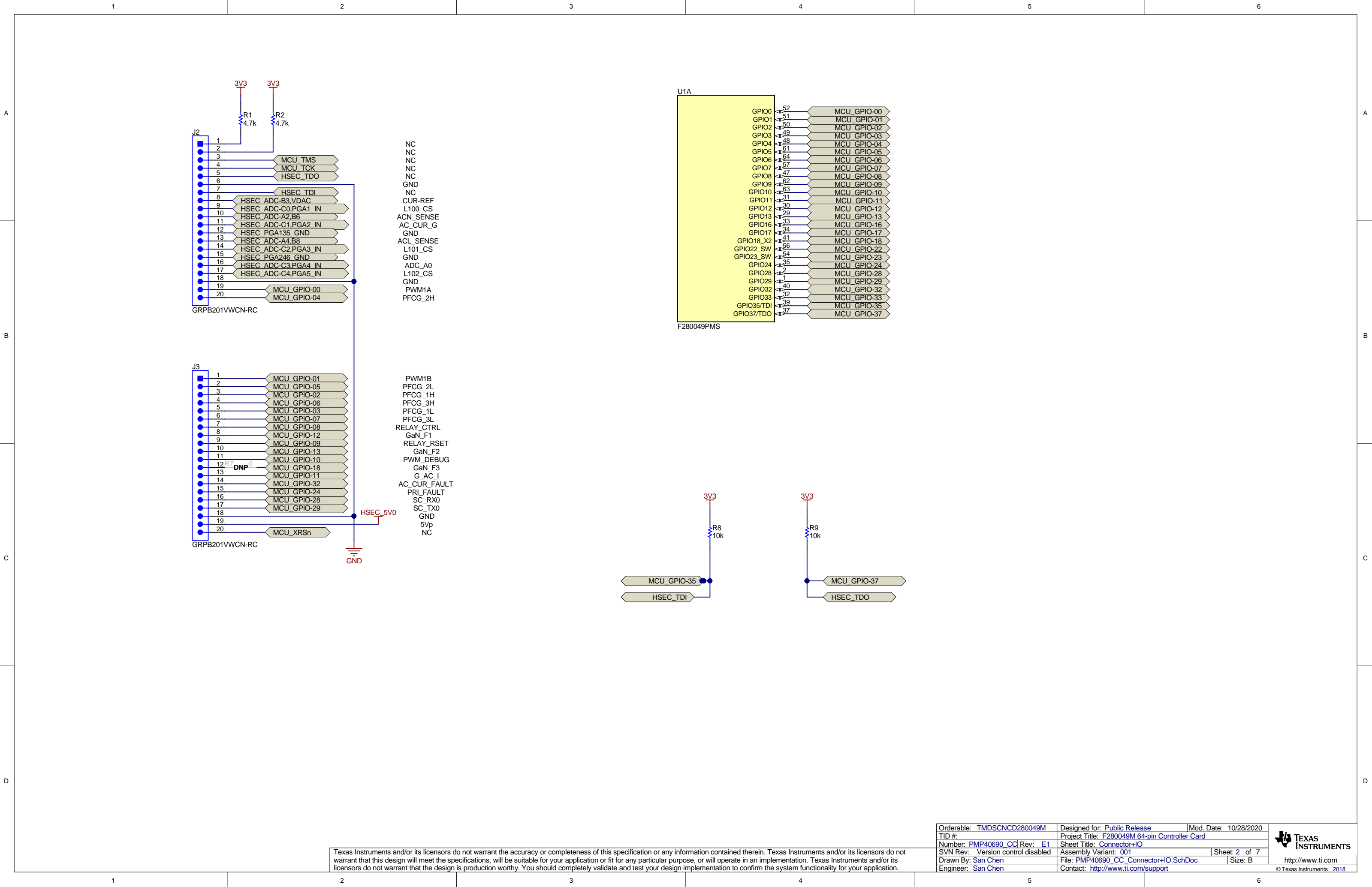


A	1	2	3	4	5	6
	Revision History					
	Rev	ECN #	Approved Date	Approved by	Notes	
	E1	N/A	15May2020		First Draft	
	E2	N/A				
B	1 - Cover Sheet					
	2 - Connector+IO: HSEC connector and Device IO					
	3 - Power+Misc: LDO, optional SVS, optional XTAL, LEDs					
	4 - ADC: ADC interface circuitry					
	5 - Xds100v2_Emu: isolated xds100v2 emulator					
C	6 - EmulInterface: isolation circuitry for emulator					
	7 - EVM Hardware and Silkscreen components					
D	Note that all switches are displayed in the schematic as they are oriented in the layout.					
1		2	3	4	5	6

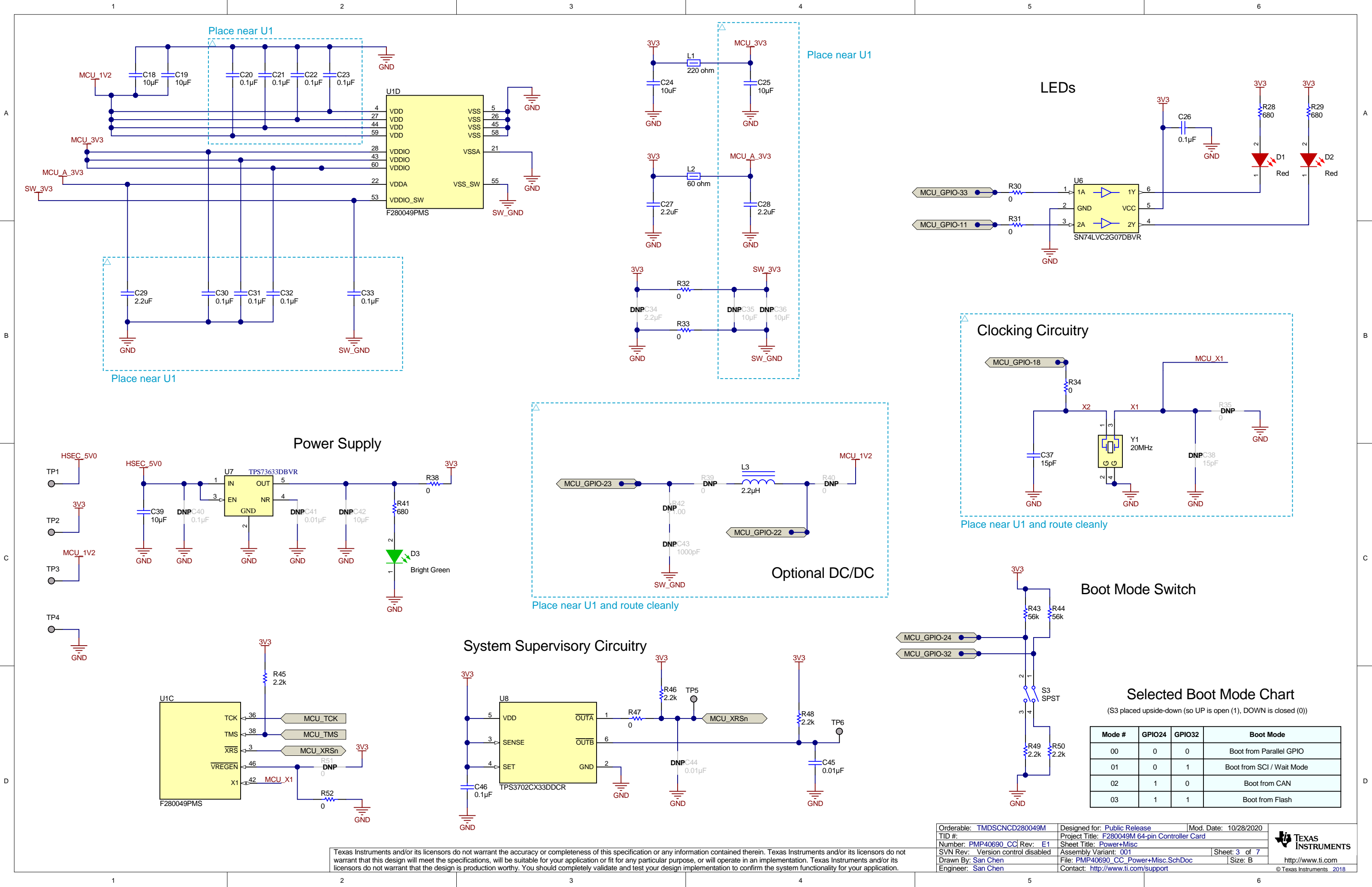
Texas Instruments and/or its licensors do not warrant the accuracy or completeness of this specification or any information contained therein. Texas Instruments and/or its licensors do not warrant that this design will meet the specifications, will be suitable for your application or fit for any particular purpose, or will operate in an implementation. Texas Instruments and/or its licensors do not warrant that the design is production worthy. You should completely validate and test your design implementation to confirm the system functionality for your application.

Orderable: TMDSCNCD280049M	Designed for: Public Release	Mod. Date: 5/11/2020
TID #:	Project Title: F280049M 64-pin Controller Card	
Number: PMP40690_CC Rev: E1	Sheet Title: Cover Sheet	
SVN Rev: Version control disabled	Assembly Variant: 001	Sheet: 1 of 7
Drawn By: San Chen	File: PMP40690_CC_CoverSheet.SchDoc	Size: B
Engineer: San Chen	Contact: http://www.ti.com/support	



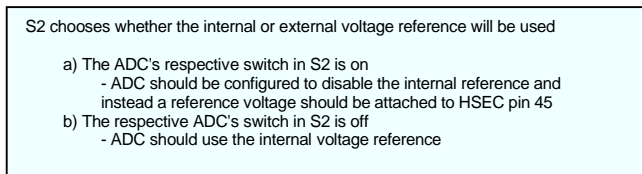
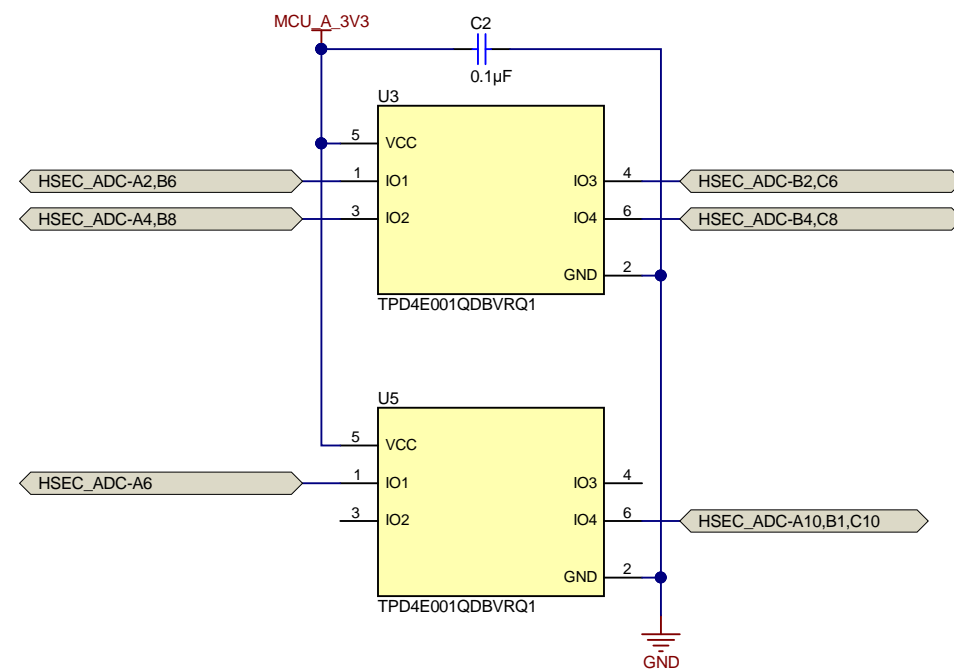
Texas Instruments and/or its licensors do not warrant the accuracy or completeness of this specification or any information contained therein. Texas Instruments and/or its licensors do not warrant that this design will meet the specifications, will be suitable for your application or fit for any particular purpose, or will operate in an implementation. Texas Instruments and/or its licensors do not warrant that the design is production worthy. You should completely validate and test your design implementation to confirm the system functionality for your application.

Orderable: TMDSCNCD280049M	Designed for: Public Release	Mod. Date: 10/28/2020
TID #:	Project Title: F280049M 64-pin Controller Card	
Number: PMP40690_CC Rev: E1	Sheet Title: Connector+IO	
SVN Rev: Version control disabled	Assembly Variant: 001	Sheet: 2 of 7
Drawn By: San Chen	File: PMP40690_CC_Connector+IO.SchDoc	Size: B
Engineer: San Chen	Contact: http://www.ti.com/support	



Texas Instruments and/or its licensors do not warrant the accuracy or completeness of this specification or any information contained therein. Texas Instruments and/or its licensors do not warrant that this design will meet the specifications, will be suitable for your application or fit for any particular purpose, or will operate in an implementation. Texas Instruments and/or its licensors do not warrant that the design is production worthy. You should completely validate and test your design implementation to confirm the system functionality for your application.

Orderable: TMDSCNCD280049M	Designed for: Public Release	Mod. Date: 10/28/2020
TID #: F280049M	Project Title: F280049M 64-pin Controller Card	
Number: PMP40690	CC Rev: E1	Sheet Title: Power+Misc
SVN Rev: Version control disabled	Assembly Variant: 001	Sheet: 3 of 7
Drawn By: San Chen	File: PMP40690_CC_Power+Misc.SchDoc	Size: B
Engineer: San Chen	Contact: http://www.ti.com/support	



A

B

C

D

A

B

C

D

S4- Emulation & GPIO28 Switch

- POS 1 ON: Use external xds100v2 emulator
- POS 1 OFF: Boot from FLASH/peripheral (see boot mode switch) OR use emulator on baseboard
- POS 2 ON: GPIO-28 will be controlled by external USB-to-UART
- POS 2 OFF: GPIO-28 can be controlled by a pin in HSEC connector

